



NEW HAVEN PUBLIC SCHOOLS

Superintendent's Proposed Budget Expenditures 2019-2020 School Year



Submitted by Dr. Carol D. Birks, Superintendent



NEW HAVEN PUBLIC SCHOOLS

Board of Education Members

Darnell Goldson, President

Mayor Toni N. Harp

Dr. Edward Joyner

Dr. Tamiko Jackson-McArthur

Joseph Rodriguez

Yesenia Rivera

Matthew Wilcox

Edgar Rivera

Lihame Arouna



NEW HAVEN PUBLIC SCHOOLS

Table of Contents



Table of Contents

A Message from the Superintendent.....	6
District Continuous Improvement Plan.....	9
District Schools.....	15
Adult Education	16
Barnard Magnet School	18
L. V. Beecher Museum School of Art and Sciences	21
Bishop Woods Architecture & Design Academy	24
Brennan Rogers: Art of Communication & Media Magnet School	27
Celentano Bio Tech Health and Medical Magnet School	30
Clemente Leadership Academy	33
Clinton Avenue School	36
Columbus Family Academy	39
Conte West Hills Magnet School	42
Cooperative Arts & Humanities Magnet High School	45
John C. Daniels School of International Communications	48
Davis Street Arts & Academics Magnet School	51
East Rock Community Magnet School	54
Edgewood Magnet School	57
Elm City Montessori	60
Engineering & Science University Magnet School	62
Fair Haven School	65
High School in the Community	68
Hill Central Music Academy	71
Hill Regional Career Magnet High School	74
James Hillhouse Comprehensive High School	77
Benjamin Jepson Magnet School	80
King Robinson Magnet: An IB World School	83
Lincoln Bassett School	86
John S. Martinez Sea and Sky STEM Magnet School	89
Mauro Sheridan Magnet School	92
Dr. Reginald Mayo Early Learning Center	95
Metropolitan Business Academy	98
Nathan Hale School	101
New Haven Academy	104
Quinnipiac Real World Math STEM School	107
Riverside Education Academy Magnet High School	110
Betsy Ross Arts Magnet School	113
Ross Woodward Classical Studies Magnet School	116
Sound School	119
Strong School	122
Augusta Lewis Troup School	125
Truman School	128
West Rock Authors Academy	131
Wexler Grant Community School	134
Wilbur Cross Comprehensive High School	137
Worthington Hooker School	140
Departments.....	143

Office of the Superintendent 144
Office of the Deputy Superintendent 147
Office of Public Relations 149
Office of Academics 150
Office of Choice & Enrollment 165
Office of Finance 166
Office of Head Start & Early Childhood 169
Office of Talent Management & Development 170
Office of Operations 171
Office of Youth, Family & Community Engagement 183
Office of Student Services 185
Staff Roster..... 188

A Message from the Superintendent



We are pleased to present the 2019-2020 fiscal year estimated proposed expenditures for New Haven Public Schools. This budget document details how we are aligning our talented staff and fiscal resources to protect the instructional core and improve systemic efficiencies throughout the District. Over the past year we worked with stakeholders on our District Continuous Improvement Plan. The District's sound fiscal management and strategic planning is undergirded by the core values within this plan, including:

1. *Collaboration* - We believe in a strong collaborative school system, and therefore, we must take collective responsibility for our students' success and wellbeing by working together, communicating openly and honestly, valuing the professional expertise of individuals, and strengthening and expanding community partnerships.
2. *Growth and Innovation* - We believe the need to dramatically improve student learning in our schools is urgent, and therefore, we will work tirelessly and as a team to encourage risk-taking, challenge each other to innovate, engage in no-fault problem solving and empower students, parents and educators so that we take bold steps into the future together.
3. *Equity* - We believe in an equitable school system for all students, and therefore, we must have high expectations for all students throughout the district and provide culturally relevant and personalized learning through rigorous classes that meet individual student needs and prepare all students for success at their next level.

This document is designed as a comprehensive source of information for parents, educators, students and community members to obtain a better understanding of the financial plan and health of the District. It provides details on every school and department and tells the story of

how we are working as *One New Haven* to align our operations, resources, time, people and money with specific goals in mind. The Fiscal Year 2020 budget goals include:

- Allocating resources by providing equity across all of our schools
- Focusing resources to directly support classroom learning and teaching
- Supporting the implementation of a comprehensive core classroom (Tier I) reading instructional program
- Supporting the implementation of a Whole Child Framework to address students' socio-emotional learning needs
- Developing communities of practice for teachers in the areas of math, literacy and English Language Services
- Developing comprehensive early learning curriculum, Preschool – Grade 3
- Developing and enhancing programs to increase the recruitment and retention of teachers and administrators
- Providing certified and non-certified staff with leadership development opportunities
- Strengthening college and career access strategies
- Implementing a comprehensive strategic communication and engagement plan to engage all stakeholders in the District's mission, vision and continuous improvement plan
- Engaging families and the community in meaningful partnerships that empowers all stakeholders

In order to fulfill these commitments, we will continue to invest revenue effectively and leverage partnerships throughout the community to maximize the benefit to students. Our current fiscal reality means that we will need to use every dollar allocated from the State of Connecticut and City strategically and plan for ever-increasing budget constraints in the years to come. We must invest wisely this year with an eye on the future.

The District receives a large portion of our funds from the State of Connecticut, through their Education Cost Sharing program. For the past 8 years, the amount of funding has been flat, while the costs of running our schools continued to rise. Further exacerbating this gap was a decrease of \$16.8 million in grant funding in the last two years. At the same time, costs have gone up due to three factors:

- Contractual raises of 3% for certified staff
- Fixed inflation costs, transportation, and utilities
- Increased costs for Special Education out-of-district placement and services

To address the shortfall resulting from decreased revenues and increased expenditures, I am recommending a 2019-2020 fiscal year budget of \$188.2 million dollars. While this represents an \$1 million increase over the 2018-2019 fiscal year allocation, we project the \$188.2 million budget will still require New Haven Public Schools to mitigate approximately \$30 million that would otherwise result in a budget deficit. We propose to mitigate this deficit through the following cost-saving measures, including:

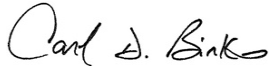
- Adopting a Right-size district wide staffing model that includes all staff
- Evaluating program consolidation(s), services and all lease agreements

- Maximizing and coordinating available grant funding with General Funds
- Reviewing all transportation routes
- Examining and analyzing contractual services
- Continuing partnerships with the City/State Delegation and stakeholders to lobby for state funding and targeted fiscal supports through grants
- Reviewing Special Education costs and programming

In the end, this budget will balance the needs of our students and provide them with an excellent education that is fiscally sound and responsible. As Superintendent of Schools, I am confident that the District will work with the City and the community to ensure the District is on a healthy financial path that enables our students to receive the excellent education they deserve.

I pledge to continue to engage stakeholders in strategic discussions and decision-making that provide us with ensuring that every dollar and every hour is well spent on the students of New Haven Public Schools.

Best regards,



Dr. Carol D. Birks



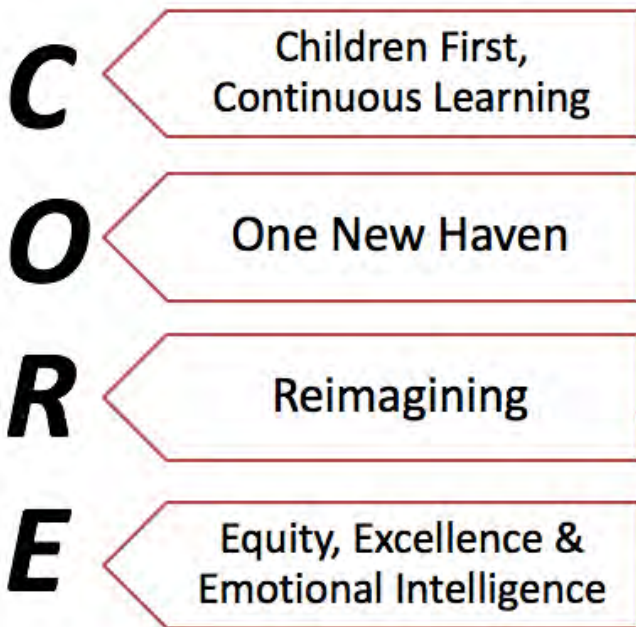
NEW HAVEN PUBLIC SCHOOLS



**New Haven Public Schools
District Continuous Improvement Plan
2018-2021**

together as one New Haven to realize the key indicators of success outlined in this document.

New Haven is poised to build upon its many accomplishments with an emphasis on **C.O.R.E.**




Children First: The well-being and continuous learning of every child will drive decisions.

One New Haven: With dedicated community of partners, parents, students and staff, we will excel, united as One New Haven.

Reimagining/Rightsizing: Through a model of continuous improvement we will apply four important levers for change, *collaboration, capacity building, deepening knowledge of pedagogy,* and *focusing direction* to improve outcomes for all.

Equity, Excellence, and Emotional Intelligence: We will ensure equitable access to a quality education that includes emotional intelligence and leads to excellence across all schools and neighborhoods.



The District Continuous Improvement Plan, comprised of the collective efforts of staff, families, and community partners, is aimed at improving and protecting the instructional core. The plan leverages strategies that are designed to yield the highest returns on investment and the greatest outcomes for students.

The plan is a coherent document focusing the New Haven's direction with urgency on the instructional core, building the capacity of adults, deepening their knowledge of pedagogy, and ensuring collaboration across all roles, departments, schools and partnerships. It defines our work and how we will be held accountable. It is New Haven's blueprint for success.

We invite you to join us in our expansion of New Haven's accomplishments. We want to hear your ideas and enter into true dialogue with families and community leaders regarding what is important for the future of our students.

Vision

All kids can learn, achieve, and rise to a bright future.

Mission

New Haven will provide an outstanding education that extends beyond graduation and prepares students to be the next generation of leaders, innovators and problem-solvers. There will be high quality instruction and learning for every child, every day, in every classroom and environment.

Core Values

Collaboration

We believe that a strong collaborative school system must be built on a foundation of respect and trust and that our ability to work effectively as a team is critical for giving students access to a great education. Therefore, we must take collective responsibility for our students' success and wellbeing by working together, communicating openly and honestly, valuing the professional expertise of individuals, and strengthening and expanding community partnerships.

Growth and Innovation

We believe the need to dramatically improve student learning in our schools is urgent and that it requires strong commitment to creativity, flexibility and change. It also takes a commitment to continuous improvement and persistence. Therefore, we will work tirelessly and as a team to encourage risk-taking, challenge each other to innovate, engage in no-fault problem solving and empower students, parents and educators so that we take bold steps into the future together.

Equity

We believe that in an equitable school system all students – regardless of race, income, home language, gender, ability, or other dimensions of identity – are provided a first rate and bias free education empowering them to pursue their dreams and rise to success in college, career and life.

Therefore, we must have high expectations for all students throughout the district and provide culturally relevant and personalized learning

through rigorous classes that meet individual student needs and prepare all students for success at their next level.

Priority Areas

1. Academic Achievement
2. Talent Development and Management
3. Organizational Efficiencies and Effectiveness
4. Culture and Climate
5. Family and Community Empowerment

PRIORITY 1: ACADEMIC ACHIEVEMENT

We will improve academic achievement for all students by ensuring...

- All students meet or exceed growth targets in



English Language Arts and Mathematics.

- All students, preschool thru third grade, develop the socially/emotional skills needed to engage in appropriate Early Childhood learning.
- All students read at or above grade level by the end of third grade.
- All tenth graders are “on track” relative to the academic standards, including an Algebra grade of C or better and passing all core areas.
- All high school students score 500 or better on each of the English Language Arts and Math SAT subject tests.
- All students have Student Success Plans.
- The graduation rate increases incrementally each year to meet or exceed State targets.

PRIORITY 2: TALENT MANAGEMENT AND DEVELOPMENT

We will recruit, retain and build the capacity of all staff by ensuring...

- The Talent Office streamlines protocols for recruitment that results in a larger, more robust candidate pool, with more educators of color.
- All hiring practices adhere to high industry standards and evaluate candidates against competencies for a qualified, diverse workforce.
- All staff have a career ladder against which they can set goals, participate in professional learning, take on leadership roles, and monitor their progress toward increasing levels of effectiveness.
- All staff increase their knowledge of cultures and the assets embedded in diversity.

PRIORITY 3: ORGANIZATIONAL EFFICIENCIES AND EFFECTIVENESS

We will allocate resources (time, talent, funds) strategically and successfully to be used for instructional and operational purposes by...

- Aligning the District expenses to match the revenue in the current fiscal year in order to balance the current FY19 budget and engage in future budget planning premised on a balanced budget.
- Establishing a budget process that is site based to support the instructional core.

- Establishing staffing criteria centered on services to students and families.
- Evaluating program consolidation(s) and efficiencies where feasible and prudent.
- Enhancing, streamlining/optimizing and modernizing administrative processes and internal controls to improve efficiency, accountability, compliance and cost effectiveness.
- Identifying areas in which technology can assist to make systems more efficient for the organization and in the classroom where student learning can be more personalized.

PRIORITY 4: CULTURE AND CLIMATE

We will develop an organizational culture that is welcoming, safe and secure by ensuring...

- The Superintendent meets quarterly with students and monthly with parents and community members to receive direct input on every aspect of schooling.
- All schools reduce chronic absenteeism to 10% or below.
- Every school reviews and revises protocols to ensure schools are welcoming, safe and secure for all students, staff, and families.
- Every school establishes a continuum of supports and tiered interventions to ensure students’ social, emotional and behavioral successes at every grade level.

PRIORITY 5: FAMILY AND COMMUNITY EMPOWERMENT

We will empower family and community partners to share in the ownership of vision, mission and continuous improvement of the district by ensuring...

- The District increases community partnerships to support district and school improvement efforts.
- The District, in collaboration with parents, designs a Parent University with topics they deem most informative and beneficial to the education of their children.
- A new District website and District newsletter commencing mid-year, make information more

- readily available to parents in multiple languages.
- All schools identify a clear process for parents and community partners to voice their ideas and concerns.
 - All schools administer the School Climate Survey to actively seek the voices of students and families in decision-making.
 - All schools distribute a school handbook with important information regarding academics, behavioral expectations and how to contact staff members.
 - All schools establish a governance structure with representation for all stakeholders.



Theory of Action

IF we focus on improving academic achievement for all students; recruit, retain and build the capacity of staff; ensure strategic allocation of resources; develop a welcoming, safe and secure organizational culture; empower families and community partners...

THEN we will ensure that all students can learn and rise to a bright future.

Key Indicators of Success

The following seven **key indicators of success** will be used to hold New Haven accountable and to ensure the effectiveness of the District Continuous Improvement Plan.

These indicators are aligned to the *Every Student Success Act of 2015* and the Connecticut Department of Education *Next Generation System of Accountability*. **By June of each year, New Haven Public Schools will meet or exceed the targets for all seven measures, listed in each column 2018-2019 thru 2020-2021 (for three consecutive years).**

Key Indicators of Success	2016-2017 Actual [‡]	2018- 2019	2019- 2020	2020- 2021
English Language Arts District Performance Index	56.8%	59.6%	61.0%	62.4%
Mathematics District Performance Index	49.9%	53.7%	55.7%	57.6%
English Language Arts Growth Model (Average Target Achieved)	53.0%	60.2%	63.8%	67.4%
Mathematics Growth Model (Average Target Achieved)	52.9%	60.2%	63.8%	67.4%
Chronic Absenteeism	18.3%	16.3%	15.2%	14.2%
4 yr. adjusted Graduation	77.4%	81.3%	82.6%	83.9%
6 yr. adjusted Graduation High Needs Group**	80.4%	85.6%	86.7%	87.7%

**The High Needs Group is defined as students belonging to at least one of the following subgroups – Eligible for Free- or Reduced-Price Meals, English learners or Students with Disabilities.

‡2016-2017 is the last year for which the Next Generation Accountability Measures are available. New measures are due out in December 2018.



FULFILL YOUR POTENTIAL
BE A DREAMER
SMILE
DANCE
LIVE OUT LOUD
BE BOLD
THE FUTURE IS YOURS

BE HOPEFUL
BE ENCOURAGING
BE HONEST
BE FORGIVING
BE ACCEPTING
BE SUPPORTIVE
BE LOVING

IF YOU
IMAGINE
ACHIEVE
IF YOU
Dream
BECOME



NEW HAVEN PUBLIC SCHOOLS

District Schools

STAFFING & ENROLLMENT

Certified Staff			Enrollment			Non-Certified Staff		
	Actual 18/19	Proposed 19/20	Grade Level	Actual 18/19	Proposed 19/20		Actual 18/19	Proposed 19/20
Principals	1	1	Pre-K			Clerical Support	5	5
Assistant Principals	1	1	K			Paraprofessionals:		
Pre-K School			1			Grades K-1		
Grades K-6 Classroom			2			Pre-K School		
Math	3	3	3			SPED Para	1	1
Bilingual/ESOL	1	1	4			Youth & Family Support	9	9
Reading/Language Arts			5			Security	2	2
Science	1	1	6			Educational Technology	2	2
Social Studies/History	2	2	7			Business Mgr	1	1
English	2	2	8					
World Language			9					
Art			10					
Music			11					
Career/Tech Ed	1	1	12					
Physical Education								
Library Media								
Special Education	5	5						
Speech								
Coach - Math								
Coach - Literacy								
Other - Adult Ed	4	4						
School Counselor	1	1						
Social Worker								
School Psychologist								
Total	22	22	Total	0	0	Total	20	20

	Actual	Proposed
Staffing Total	42	42

Instructional Staff:	19	19
Students Per Instructional Staff:	0.0	0.0

Note: Due to estimated budget expenditures, this budget is subject to modifications(+/-).

	Adjusted FY 18/19		Proposed FY 19/20		Difference (+ / -)	
General Funds						
CERTIFIED STAFF	\$ 1,775,059	22	\$ 1,819,677	22	\$ 44,618	0
NON-CERTIFIED STAFF	\$ 112,009	3	\$ 121,205	3	\$ 9,196	0
Total Salaries	\$ 1,887,068	25	\$ 1,940,882	25	\$ 53,814	0
Non-Personnel						
Total Non-Personnel	\$ -		\$ -		\$ -	
Total General Funds	\$ 1,887,068	25	\$ 1,940,882	25	\$ 53,814	0
InterDistrict Funds						
Total Interdistrict Funds	\$ -	0	\$ -	0	\$ -	0
Special Funds						
NON-CERTIFIED STAFF	\$ 708,655	17	\$ 720,292	17	\$ 11,637	0
50136 PART TIME STAFF	\$ 860,922		\$ 784,650		\$ (76,272)	
50140 LONGEVITY	\$ 8,735		\$ 9,609		\$ 874	
50175 EDUCATION INCENTIVE	\$ 1,000		\$ 1,000		\$ -	
51809 HEALTH INSURANCE	\$ 296,981		\$ 302,921		\$ 5,940	
51810 RETIREMENT CONTRIBUTION	\$ 4,896		\$ 4,896		\$ -	
51813 3144 SPECIAL FUND 457 PLAN	\$ 5,972		\$ 5,972		\$ -	
58852 FICA/MEDICARE EMPLOYER CONTRIB	\$ 116,676		\$ 112,346		\$ (4,330)	
59933 WORKERS COMPENSATION	\$ 11,915		\$ 11,583		\$ (332)	
Total Salaries	\$ 2,015,752	17	\$ 1,953,269	17	\$ (62,483)	0
Non-Personnel						
53330 BUSINESS TRAVEL	\$ 11,917		\$ 13,000		\$ 1,083	
54409 SOFTWARE	\$ 2,000		\$ 2,000		\$ -	
54413 COMPUTER EQUIPMENT	\$ 12,000		\$ -		\$ (12,000)	
55100 MATERIALS & SUPPLIES INSTRUCTN	\$ 32,915		\$ 25,179		\$ (7,736)	
55101 MATERIALS & SUPPLIES ADMIN	\$ 14,440		\$ 21,800		\$ 7,360	
55531 TEXTBOOKS	\$ 9,500		\$ 9,500		\$ -	
56601 TRANSPORTATION/BUSING	\$ 32,325		\$ 32,325		\$ -	
56652 RENTAL	\$ 420,000		\$ 420,000		\$ -	
56694 OTHER CONTRACTUAL SERVICES	\$ 21,000		\$ 20,000		\$ (1,000)	
56697 OTHER PURCHASED SERVICES BOE	\$ 63,458		\$ 25,025		\$ (38,433)	
56901 IN SERVICE - PUBLIC	\$ 2,138		\$ 2,138		\$ -	
Total Non-Personnel	\$ 621,693		\$ 570,967		\$ (50,726)	
Total Special Funds	\$ 2,637,445	17	\$ 2,524,236	17	\$ (113,209)	0
Grand Total All Funds	\$ 4,524,513	42	\$ 4,465,118	42	\$ (59,395)	0

Note: Due to estimated budget expenditures, this budget is subject to modifications(+/-).





New Haven Public Schools

Barnard Environmental Magnet School
 170 Derby Avenue New Haven, CT 06511
 (475) 220-3500

Grades: PreK-8

Enrollment: 546

Student Performance

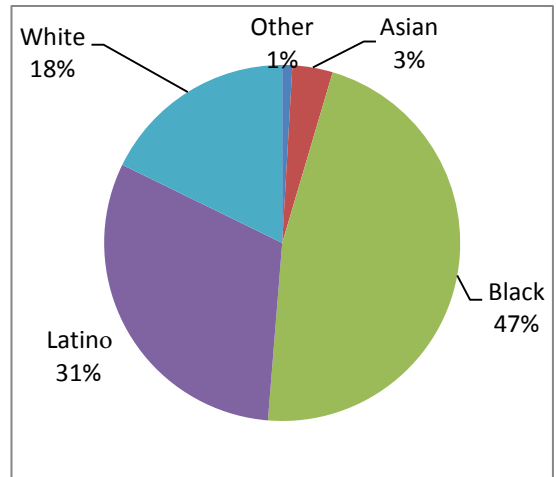
	2016-17	2017-18
Math	12%	12%
ELA	23%	26%

Percent of students achieving Proficient or better on Smarter Balanced Assessment in Grades 3-8 and/or SAT in Grade 11

All Funds Budget Summary

	Adjusted 18-19	Proposed 19-20
FT Personnel:	\$ 3,846,059.00	\$ 3,954,865.00
Non-Personnel:	\$ 39,010.00	\$ 17,500.00
Total Expenditures:	\$ 3,885,069.00	\$ 3,972,365.00

Student Demographics



English Language Learners: 13%
 Special Education: 11%
 Free and Reduced Lunch: 58%

At Barnard Environmental Studies Interdistrict Magnet School, students grow into guardians of the Earth.

Barnard has gained a reputation for being a leader in environmental studies. The campus is a living ecosystem that supports hands-on learning.

It has one of the largest School-Based Gardens in the district, as well as a thriving School Yard Habitat, both of which act as outdoor classrooms where students can engage in authentic learning experiences.

Barnard's campus extends to the Barnard Nature Center, stationed with a full-time Park Ranger, allowing for student-led investigations of the West River Park.

With all the opportunities for exploration and inquiry, students develop 21st century skills and grow to become life-long learners.



"Barnard is a great school. I love the staff and they help us when we need it." - Jacob, Grade 8

STAFFING & ENROLLMENT

Certified Staff			Enrollment			Non-Certified Staff		
	Actual 18/19	Proposed 19/20	Grade Level	Actual 18/19	Proposed 19/20		Actual 18/19	Proposed 19/20
Principals	1	1	Pre-K	60	60	Clerical Support	1	1
Assistant Principals	1	1	K	63	62	School Business Manager	1	1
Pre-K School	3	3	1	49	62	Paraprofessionals:		
Grades K-6 Classroom	18	18	2	50	50	Grades K-1	4	4
Math	1	1	3	63	49	Pre-K School	6	6
Bilingual/ESOL	1	1	4	43	63	SPED Para	1	1
Reading/Language Arts	3	3	5	66	44	Youth & Family Support	1	1
Science	1	1	6	49	67	School Security	1	1
Social Studies/History	1	1	7	64	47	Custodial	2	2
English	0	0	8	39	62			
World Language	1	1	9					
Art	1	1	10					
Music	2	2	11					
Career/Tech Ed			12					
Physical Education	2	2						
Library Media	0.5	0.5						
Special Education	3	3						
Speech	0.2	0.2						
Coach - Math	1	1						
Coach - Literacy	1	1						
Other-Magnet Resouce	1	1						
School Counselor	0.5	0.5						
Social Worker	1	1						
School Psychologist	0.6	0.6						
School Climate Specialist								
Total	44.8	44.8	Total	546	566	Total	17	17

	Actual	Proposed
Staffing Total	61.8	61.8

Instructional Staff:	40.7	40.7
Students Per Instructional Staff:	13.4	13.9

Note: Due to estimated budget expenditures, this budget is subject to modifications(+/-).

	Adjusted FY 18/19		Proposed FY 19/20		Difference (+ / -)				
General Funds									
CERTIFIED STAFF	\$	1,247,385	16.8	\$	1,275,930	16.8	\$	28,545	0
NON-CERTIFIED STAFF	\$	287,969	7	\$	298,171	7	\$	10,202	0
50136 PART TIME STAFF	\$	17,022		\$	16,183		\$	(839)	
Total Salaries	\$	1,552,376	23.8	\$	1,590,284	23.8	\$	37,908	0
Non-Personnel									
55520 GENERAL/OFFICE SUPPLY	\$	15,000		\$	5,000		\$	(10,000)	
Total Non-Personnel	\$	15,000		\$	5,000		\$	(10,000)	
Total General Funds	\$	1,567,376	23.8	\$	1,595,284	23.8	\$	27,908	0
InterDistrict Funds									
CERTIFIED STAFF	\$	1,749,309	24	\$	1,799,520	24	\$	50,211	0
NON-CERTIFIED STAFF	\$	234,778	9	\$	235,886	9	\$	1,108	0
50136 PART TIME STAFF	\$	61,121		\$	70,000		\$	8,879	
50140 LONGEVITY	\$	3,149		\$	7,500		\$	4,351	
Total Salaries	\$	2,048,357	33	\$	2,112,906	33	\$	64,549	0
Non-Personnel									
55100 MATERIALS & SUPPLIES INSTRUCTN	\$	21,110		\$	10,000		\$	(11,110)	
56697 OTHER PURCHASED SERVICES BOE	\$	2,900		\$	2,500		\$	(400)	
Total Non-Personnel	\$	24,010		\$	12,500		\$	(11,510)	
Total Interdistrict Funds	\$	2,072,367	33	\$	2,125,406	33	\$	53,039	0
Special Funds									
CERTIFIED STAFF	\$	200,700	3	\$	207,049	3	\$	6,349	0
NON-CERTIFIED STAFF	\$	44,626	2	\$	44,626	2	\$	-	0
Total Salaries	\$	245,326	5	\$	251,675	5	\$	6,349	0
Non-Personnel									
Total Non-Personnel	\$	-		\$	-		\$	-	
Total Special Funds	\$	245,326	5	\$	251,675	5	\$	6,349	0
Grand Total All Funds	\$	3,885,069	61.8	\$	3,972,365	61.8	\$	87,296	0

Note: Due to estimated budget expenditures, this budget is subject to modifications(+/-).

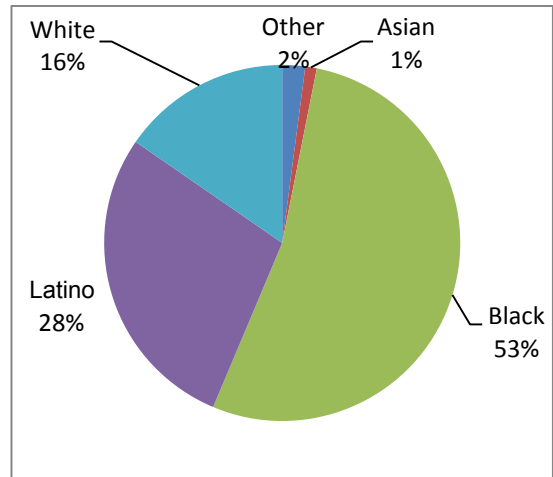


Student Performance

	2016-17	2017-18
Math	14%	21%
ELA	30%	36%

Percent of students achieving Proficient or better on Smarter Balanced Assessment in Grades 3-8 and/or SAT in Grade 11

Student Demographics



All Funds Budget Summary

	Adjusted 18-19	Proposed 19-20
FT Personnel:	\$ 3,366,788.00	\$ 3,515,899.00
Non-Personnel:	\$ 216,114.00	\$ 151,988.00
Total Expenditures:	\$ 3,582,902.00	\$ 3,667,887.00

English Language Learners: 4%
 Special Education: 11%
 Free and Reduced Lunch: 70%

At L.W. Beecher Museum Magnet School of Arts and Sciences, knowledge is brought alive!

At Beecher school, knowledge from many disciplines and eras are brought to life.

Beecher takes a "hands-on" approach to learning, using theme-based and object-based studies to help students explore, apply and create knowledge in both individual and group projects.

Students present their conclusions through quarterly exhibitions, portfolios and publications. Schoolwide "Exhibition Nights" are opportunities for classrooms to become museums and students become docents.

Through museum field trips and classroom visits by museum professionals, students learn how to make connections as robust, curious thinkers and explorers.



"What I like about Beecher is how the teachers inspire us to try new things, to learn in new ways, and let us experiment without judgement." -Luis, Grade 7

STAFFING & ENROLLMENT

Certified Staff			Enrollment			Non-Certified Staff		
	Actual 18/19	Proposed 19/20	Grade Level	Actual 18/19	Proposed 19/20		Actual 18/19	Proposed 19/20
Principals	1	1	Pre-K	77	80	Clerical Support	1	1
Assistant Principals	1	1	K	39	41	Business Manager	1	1
Pre-K School	4	4	1	47	41	Paraprofessionals:		
Grades K-6 Classroom	14	14	2	46	46	Grades K-1	8	8
Math	1	1	3	45	47	Pre-K School	4	4
Bilingual/ESOL	0	0	4	47	44	SPED Para	3	3
Reading/Language Arts	2	2	5	48	48	Youth & Family Support	1	1
Science	1	1	6	45	49	School Security	1	1
Social Studies/History	1	1	7	44	46	Custodian	2	2
English	1	1	8	43	44			
World Language	1	1	9					
Art	1	1	10					
Music	1	1	11					
Career/Tech Ed	0	0	12					
Physical Education	2	2						
Library Media	0	0						
Special Education	2	3						
Speech	0.2	0.2						
Coach - Math	1	1						
Coach - Literacy	1	1						
Other-Magnet Resource	1	1						
School Counselor	1	1						
Social Worker	1	1						
School Psychologist								
School Climate Specialist								
Total	38.2	39.2	Total	481	486	Total	21	21

	Actual	Proposed
Staffing Total	59.2	60.2

Instructional Staff:	34.2	35.2
Students Per Instructional Staff:	14.1	13.8

Note: Due to estimated budget expenditures, this budget is subject to modifications(+/-).

	Adjusted FY 18/19		Proposed FY 19/20		Difference (+ / -)	
General Funds						
CERTIFIED STAFF	\$ 1,044,024	13.2	\$ 1,068,211	13.2	\$ 24,187	0
NON-CERTIFIED STAFF	\$ 318,997	9	\$ 328,827	9	\$ 9,830	0
50136 PART TIME STAFF	\$ 15,241		\$ 13,894		\$ (1,347)	
Total Salaries	\$ 1,378,262	22.2	\$ 1,410,932	22.2	\$ 32,670	0
Non-Personnel						
54415 FURNITURE	\$ 4,500		\$ 4,488		\$ (12)	
55512 ED. SUPPLY INVENTORY	\$ 4,000		\$ 4,000		\$ -	
55520 GENERAL/OFFICE SUPPLY	\$ 5,200		\$ 12,000		\$ 6,800	
Total Non-Personnel	\$ 13,700		\$ 20,488		\$ 6,788	
Total General Funds	\$ 1,391,962	22.2	\$ 1,431,420	22.2	\$ 39,458	0
InterDistrict Funds						
CERTIFIED STAFF	\$ 1,527,418	24	\$ 1,638,826	25	\$ 111,408	1
NON-CERTIFIED STAFF	\$ 307,134	12	\$ 309,165	12	\$ 2,031	0
50136 PART TIME STAFF	\$ 79,569		\$ 80,000		\$ 431	
Total Salaries	\$ 1,914,121	36	\$ 2,027,991	37	\$ 113,870	1
Non-Personnel						
55100 MATERIALS & SUPPLIES INSTRUCTN	\$ 13,414		\$ 5,000		\$ (8,414)	
56613 COMMUNICATIONS/WEBSITES	\$ 1,000		\$ 1,500		\$ 500	
Total Non-Personnel	\$ 14,414		\$ 6,500		\$ (7,914)	
Total Interdistrict Funds	\$ 1,928,535	36	\$ 2,034,491	37	\$ 105,956	1
Special Funds						
CERTIFIED STAFF	\$ 74,405	1	\$ 76,976	1	\$ 2,571	0
Total Salaries	\$ 74,405	1	\$ 76,976	1	\$ 2,571	0
Non-Personnel						
54413 COMPUTER EQUIPMENT	\$ 188,000		\$ 125,000		\$ (63,000)	
Total Non-Personnel	\$ 188,000		\$ 125,000		\$ (63,000)	
Total Special Funds	\$ 262,405	1	\$ 201,976	1	\$ (60,429)	0
Grand Total All Funds	\$ 3,582,902	59.2	\$ 3,667,887	60.2	\$ 84,985	1

Note: Due to estimated budget expenditures, this budget is subject to modifications(+/-).





New Haven Public Schools

Bishop Woods Architecture & Design Academy
 1481 Quinnipiac Avenue New Haven, CT 06513
 (475) 220-7300

Grades: PreK-8

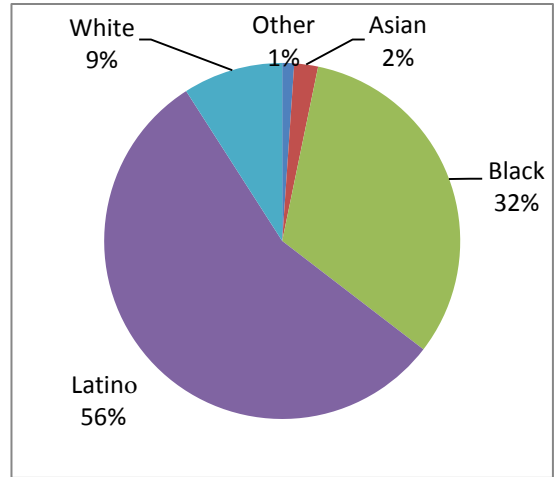
Enrollment: 463

Student Performance

	2016-17	2017-18
Math	17%	18%
ELA	26%	23%

Percent of students achieving Proficient or better on Smarter Balanced Assessment in Grades 3-8 and/or SAT in Grade 11

Student Demographics



All Funds Budget Summary

	Adjusted 18-19	Proposed 19-20
FT Personnel:	\$ 3,413,269.00	\$ 3,168,279.00
Non-Personnel:	\$ 756,338.00	\$ 422,185.00
Total Expenditures:	\$ 4,169,607.00	\$ 3,590,464.00

English Language Learners: 11%
 Special Education: 13%
 Free and Reduced Lunch: 76%

At Bishop Woods, every child is a designer!

The vision of Bishop Woods is for students to see themselves as planners and designers who can create a more desirable future for themselves and others.

While exploring natural and built environments in their school, their community, and the City of New Haven, students identify and solve authentic problems through the lenses of planning, engineering, and design.

In the school's DESIGN LAB students are involved in hands-on explorations using the Design Process (ask-imagine-plan-create-improve), exploring engineering and architectural solutions using Engineering is Elementary, and coding with LEGO Mindstorm Robotics.

Learning is everywhere at Bishop Woods.



"Everyone can learn and be successful at Bishop Woods. The environment is GREAT because the teachers are supportive and the learning is challenging and fun!" -Rayann, Grade 8

STAFFING & ENROLLMENT

Certified Staff			Enrollment			Non-Certified Staff		
	Actual 18/19	Proposed 19/20	Grade Level	Actual 18/19	Proposed 19/20		Actual 18/19	Proposed 19/20
Principals	1	1	Pre-K			Clerical Support	2	1
Assistant Principals	1	1	K	52	52	Paraprofessionals:		
Pre-K School			1	47	52	Grades K-1	4	4
Grades K-6 Classroom	14	14	2	52	43	Pre-K School		
Math	1	1	3	48	50	SPED Para	4	4
Bilingual/ESOL	0	0	4	50	47	Youth & Family Support	1	1
Reading/Language Arts	1	2	5	54	48	School Security	1	1
Science	1	1	6	54	52	Custodial	2	2
Social Studies/History	1	1	7	53	52			
English	0	0	8	53	53			
World Language	0	0	9					
Art	1	1	10					
Music	1	1	11					
Career/Tech Ed	0	0	12					
Physical Education	1	1						
Library Media	0.5	0.5						
Special Education	6	6						
Speech	0.2	0.2						
Coach - Math	1	1						
Coach - Literacy	1	1						
Other-Magnet Resource	2	0						
School Counselor	0.5	0.5						
Social Worker	1	1						
School Psychologist	0.6	0.6						
School Climate Specialist								
Total	35.8	34.8	Total	463	449	Total	14	13

	Actual	Proposed
Staffing Total	49.8	47.8

Instructional Staff:	31.7	30.7
Students Per Instructional Staff:	14.6	14.6

Note: Due to estimated budget expenditures, this budget is subject to modifications(+/-).

	Adjusted FY 18/19		Proposed FY 19/20		Difference (+ / -)	
General Funds						
CERTIFIED STAFF	\$ 2,384,450	31.8	\$ 2,442,701	32.8	\$ 58,251	1
NON-CERTIFIED STAFF	\$ 430,464	13	\$ 406,611	12	\$ (23,853)	-1
Total Salaries	\$ 2,814,914	44.8	\$ 2,849,312	44.8	\$ 34,398	-4E-15
Non-Personnel						
55512 ED. SUPPLY INVENTORY	\$ 15,000		\$ 15,000		\$ -	
55520 GENERAL/OFFICE SUPPLY	\$ 7,451		\$ 6,697		\$ (754)	
55531 TEXTBOOKS	\$ 15,000		\$ 15,000		\$ -	
Total Non-Personnel	\$ 37,451		\$ 36,697		\$ (754)	
Total General Funds	\$ 2,852,365	44.8	\$ 2,886,009	44.8	\$ 33,644	-0
InterDistrict Funds						
Total Interdistrict Funds	\$ -	0	\$ -	0	\$ -	0
Special Funds						
CERTIFIED STAFF	\$ 312,197	4	\$ 140,246	2	\$ (171,951)	-2
NON-CERTIFIED STAFF	\$ 25,243	1	\$ 25,243	1	\$ -	0
50136 PART TIME STAFF	\$ 109,894		\$ 104,500		\$ (5,394)	
50148 CURRICULUM DEVELOPMENT	\$ 64,512		\$ 10,000		\$ (54,512)	
51809 HEALTH INSURANCE	\$ 64,797		\$ 22,623		\$ (42,174)	
58852 FICA/MEDICARE EMPLOYER CONTRIB	\$ 18,078		\$ 13,744		\$ (4,334)	
59933 WORKERS COMPENSATION	\$ 3,634		\$ 2,611		\$ (1,023)	
Total Salaries	\$ 598,355	5	\$ 318,967	3	\$ (279,388)	-2
Non-Personnel						
53330 BUSINESS TRAVEL	\$ 50,000		\$ 36,653		\$ (13,347)	
54413 COMPUTER EQUIPMENT	\$ 40,246		\$ 40,246		\$ -	
55100 MATERIALS & SUPPLIES INSTRUCTN	\$ 260,213		\$ 165,502		\$ (94,711)	
55574 OTHER MATERIALS & SUPPLIES	\$ 12,699		\$ 6,091		\$ (6,608)	
55576 OTHER	\$ 35,000		\$ 30,471		\$ (4,529)	
56605 FIELD TRIPS	\$ 2,000		\$ 2,000		\$ -	
56694 OTHER CONTRACTUAL SERVICES	\$ 191,479		\$ 82,275		\$ (109,204)	
56800 PARENT ACTIVITIES	\$ 2,250		\$ 2,250		\$ -	
56904 TUTORS	\$ 125,000		\$ 20,000		\$ (105,000)	
Total Non-Personnel	\$ 718,887		\$ 385,488		\$ (333,399)	
Total Special Funds	\$ 1,317,242	5	\$ 704,455	3	\$ (612,787)	-2
Grand Total All Funds	\$ 4,169,607	49.8	\$ 3,590,464	47.8	\$ (579,143)	-2

Note: Due to estimated budget expenditures, this budget is subject to modifications(+/-).





New Haven Public Schools

Grades: PreK-8

Brennan-Rogers: Art of Comm & Media Magnet School
 200 Wilmot Road New Haven, CT 06515
 (475) 220-2200

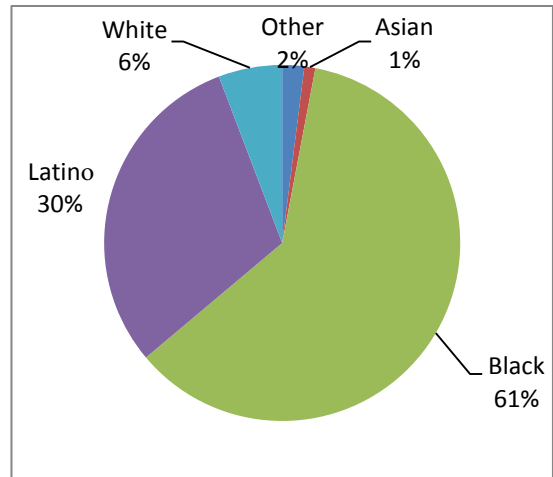
Enrollment: 501

Student Performance

	2016-17	2017-18
Math	18%	13%
ELA	27%	23%

Percent of students achieving Proficient or better on Smarter Balanced Assessment in Grades 3-8 and/or SAT in Grade 11

Student Demographics



All Funds Budget Summary

	Adjusted 18-19	Proposed 19-20
FT Personnel:	\$ 3,695,814.00	\$ 3,508,966.00
Non-Personnel:	\$ 390,414.00	\$ 185,189.00
Total Expenditures:	\$ 4,086,228.00	\$ 4,694,155.00

English Language Learners: 7%
 Special Education: 20%
 Free and Reduced Lunch: 84%

At Brennan Rogers, our close-knit culture means we really know our kids!

The school's magnet theme of Media and Communication, as well as Expeditionary Learning, enable students to gain a hands-on approach to learning.

The school's recent addition of technology will create an inquiry-based learning process. Brennan Rogers school motto is WE ARE C.R.E.W.!!

Students and staff work together daily to create a culture of shared respect, learning and responsibility.

C.R.E.W. lessons are designed to promote a positive school culture.



"My teacher helps me to make good decisions and solve problems on my own."-Justin, Grade 6

STAFFING & ENROLLMENT

Certified Staff			Enrollment			Non-Certified Staff		
	Actual 18/19	Proposed 19/20	Grade Level	Actual 18/19	Proposed 19/20		Actual 18/19	Proposed 19/20
Principals	1	1	Pre-K	71	40	Clerical Support	2	2
Assistant Principals	1	1	K	31	39	Paraprofessionals:		
Pre-K School	2	2	1	40	39	Grades K-1	5	4
Grades K-6 Classroom	19	15	2	71	45	Pre-K School	4	4
Math	1	1	3	46	67	SPED Para	4	4
Bilingual/ESOL	0	0	4	48	47	Youth & Family Support	1	1
Reading/Language Arts	2	2	5	57	46	School Security	2	2
Science	1	1	6	53	54	Custodial	4	4
Social Studies/History	1	1	7	56	52			
English	1	1	8	52	56			
World Language	0	0	9					
Art	1	1	10					
Music	1	1	11					
Career/Tech Ed	0	0	12					
Physical Education	2	2						
Library Media	1	1						
Special Education	7	7						
Speech	1	1						
Coach - Math	1	1						
Coach - Literacy	1	1						
Other- Magnet Resource	1	0.5						
School Counselor	1	1						
Social Worker	1.6	1.6						
School Psychologist	1	1						
School Climate Specialist								
Total	48.6	44.1	Total	525	485	Total	22	21

	Actual	Proposed
Staffing Total	70.6	65.1

Instructional Staff:	43	38.5
Students Per Instructional Staff:	12.2	12.6

Note: Due to estimated budget expenditures, this budget is subject to modifications(+/-).

	Adjusted FY 18/19		Proposed FY 19/20		Difference (+ / -)	
General Funds						
CERTIFIED STAFF	\$ 2,627,861	42.6	\$ 2,470,080	39.1	\$ (157,781)	-3.5
NON-CERTIFIED STAFF	\$ 630,877	20	\$ 601,620	18	\$ (29,257)	-2
Total Salaries	\$ 3,258,738	62.6	\$ 3,071,700	57.1	\$ (187,038)	-5.5
Non-Personnel						
54415 FURNITURE	\$ 4,640		\$ 10,000		\$ 5,360	
55512 ED. SUPPLY INVENTORY	\$ 5,000		\$ 4,000		\$ (1,000)	
55520 GENERAL/OFFICE SUPPLY	\$ 12,451		\$ 10,639		\$ (1,812)	
55531 TEXTBOOKS	\$ 13,000		\$ 15,000		\$ 2,000	
Total Non-Personnel	\$ 35,091		\$ 39,639		\$ 4,548	
Total General Funds	\$ 3,293,829	62.6	\$ 3,111,339	57.1	\$ (182,490)	-6
InterDistrict Funds						
Total Interdistrict Funds	\$ -	0	\$ -	0	\$ -	0
Special Funds						
CERTIFIED STAFF	\$ 259,287	4	\$ 264,707	4	\$ 5,420	0
NON-CERTIFIED STAFF	\$ 89,252	4	\$ 89,252	4	\$ -	0
50136 PART TIME STAFF	\$ 31,200		\$ 31,200		\$ -	
50140 LONGEVITY	\$ 1,901		\$ 1,901		\$ -	
50149 TEACHER STIPEND	\$ 24,320		\$ 19,200		\$ (5,120)	
51809 HEALTH INSURANCE	\$ 23,197		\$ 23,197		\$ -	
51813 3144 SPECIAL FUND 457 PLAN	\$ 1,740		\$ 1,740		\$ -	
58852 FICA/MEDICARE EMPLOYER CONTRIB	\$ 5,387		\$ 5,313		\$ (74)	
59933 WORKERS COMPENSATION	\$ 792		\$ 756		\$ (36)	
Total Salaries	\$ 437,076	8	\$ 437,266	8	\$ 190	0
Non-Personnel						
54413 COMPUTER EQUIPMENT	\$ 160,000		\$ 45,000		\$ (115,000)	
55100 MATERIALS & SUPPLIES INSTRUCTN	\$ 100,636		\$ 19,366		\$ (81,270)	
55574 OTHER MATERIALS & SUPPLIES	\$ 4,093		\$ 4,093		\$ -	
56694 OTHER CONTRACTUAL SERVICES	\$ 87,749		\$ 74,246		\$ (13,503)	
56800 PARENT ACTIVITIES	\$ 2,345		\$ 2,345		\$ -	
56901 IN SERVICE - PUBLIC	\$ 500		\$ 500		\$ -	
Total Non-Personnel	\$ 355,323		\$ 145,550		\$ (209,773)	
Total Special Funds	\$ 792,399	8	\$ 582,816	8	\$ (209,583)	0
Grand Total All Funds	\$ 4,086,228	70.6	\$ 3,694,155	65.1	\$ (392,073)	-6

Note: Due to estimated budget expenditures, this budget is subject to modifications(+/-).

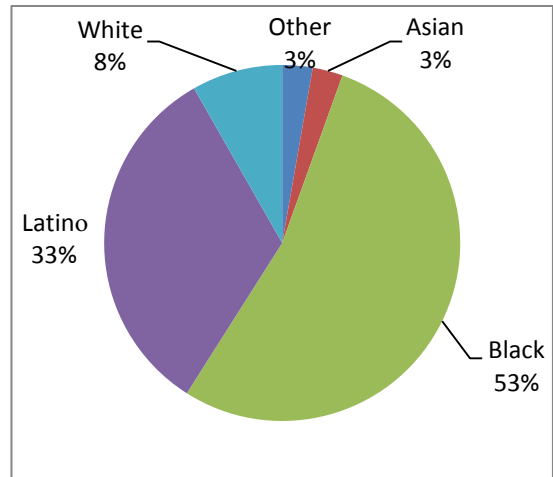


Student Performance

	2016-17	2017-18
Math	11%	12%
ELA	29%	26%

Percent of students achieving Proficient or better on Smarter Balanced Assessment in Grades 3-8 and/or SAT in Grade 11

Student Demographics



All Funds Budget Summary

	Adjusted 18-19	Proposed 19-20
FT Personnel:	\$ 3,346,506.00	\$ 3,369,383.00
Non-Personnel:	\$ 248,490.00	\$ 166,964.00
Total Expenditures:	\$ 3,594,996.00	\$ 3,536,347.00

English Language Learners: 10%
 Special Education: 20%
 Free and Reduced Lunch: 77%

At Celentano, the future of science and engineering is now!

Celentano is a STEM-based magnet school where students engage in inquiry-based, thematic units that prepare students for future explorations in medical, health, biotechnology and related professions.

The school's program stimulates and challenges students through an interdisciplinary approach to science and engineering, while integrating rigorous hands-on opportunities.

Students in all grade levels engage in units that encourage deep scientific understanding. Students need to be competitive in the 21st century workforce and to develop a set of thinking, reasoning, teamwork, investigative, and creative skills that they can use at Celentano and beyond.



"After learning so much science and engineering, my hope is to go to college to become a nautical engineer. What I've learned here at Celentano has changed the way I think." -Nathaniel, Grade 7

STAFFING & ENROLLMENT

Certified Staff			Enrollment			Non-Certified Staff		
	Actual 18/19	Proposed 19/20	Grade Level	Actual 18/19	Proposed 19/20		Actual 18/19	Proposed 19/20
Principals	1	1	Pre-K	36	40	Clerical Support	1	1
Assistant Principals	1	1	K	37	38	Paraprofessionals:		
Pre-K School	2	2	1	41	38	Grades K-1	4	4
Grades K-6 Classroom	15	15	2	37	40	Pre-K School	2	2
Math	1	2	3	38	39	SPED Para	2	2
Bilingual/ESOL			4	41	37	Youth & Family Support	1	1
Reading/Language Arts	1	1	5	42	42	School Security	1	1
Science	2	1	6	45	43	Custodial	2	2
Social Studies/History	1	2	7	43	44			
English	0	0	8	42	43			
World Language	0	0	9					
Art	1	1	10					
Music	2	1.5	11					
Career/Tech Ed	0	0	12					
Physical Education	1.8	1.8						
Library Media	1	1						
Special Education	6	6						
Speech	1	1						
Coach - Math	1	1						
Coach - Literacy	1	1						
Other-Magnet Resource	1	0						
School Counselors	0.5	0.5						
Social Worker	1	1						
School Psychologist	1	1						
School Climate Specialist								
Total	42.3	41.8	Total	402	404	Total	13	13

	Actual	Proposed
Staffing Total	55.3	54.8

Instructional Staff:	36.8	37.3
Students Per Instructional Staff:	10.9	10.8

Please Note: Due to estimated budget expenditures, this budget is subject to modifications(+/-).

	Adjusted FY 18/19		Proposed FY 19/20		Difference (+ / -)				
General Funds									
CERTIFIED STAFF	\$	2,677,524	38.5	\$	2,691,720	38.8	\$	14,196	0.3
NON-CERTIFIED STAFF	\$	363,181	11	\$	371,948	11	\$	8,767	0
Total Salaries	\$	3,040,705	49.5	\$	3,063,668	49.8	\$	22,963	0.3
Non-Personnel									
55512 ED. SUPPLY INVENTORY	\$	11,264		\$	17,264		\$	6,000	
55520 GENERAL/OFFICE SUPPLY	\$	9,000		\$	15,755		\$	6,755	
Total Non-Personnel	\$	20,264		\$	33,019		\$	12,755	
Total General Funds	\$	3,060,969	49.5	\$	3,096,687	49.8	\$	35,718	0.3
InterDistrict Funds									
Total Interdistrict Funds	\$	-	0	\$	-	0	\$	-	0
Special Funds									
CERTIFIED STAFF	\$	196,497	3	\$	202,130	3	\$	5,633	0
NON-CERTIFIED STAFF	\$	50,683	2	\$	50,683	2	\$	-	0
50136 PART TIME STAFF	\$	11,464		\$	11,464		\$	-	
50149 TEACHER STIPEND	\$	36,766		\$	31,166		\$	(5,600)	
50156 P. T. PAYROLL NON INSTRUCTIONAL	\$	8,336		\$	8,336		\$	-	
58852 FICA/MEDICARE EMPLOYER CONTRIB	\$	1,883		\$	1,802		\$	(81)	
59933 WORKERS COMPENSATION	\$	172		\$	134		\$	(38)	
Total Salaries	\$	305,801	5	\$	305,715	5	\$	(86)	0
Non-Personnel									
54413 COMPUTER EQUIPMENT	\$	97,945		\$	97,945		\$	-	
55100 MATERIALS & SUPPLIES INSTRUCTN	\$	75,281		\$	1,000		\$	(74,281)	
56694 OTHER CONTRACTUAL SERVICES	\$	55,000		\$	35,000		\$	(20,000)	
Total Non-Personnel	\$	228,226		\$	133,945		\$	(94,281)	
Total Special Funds	\$	534,027	5	\$	439,660	5	\$	(94,367)	0
Grand Total All Funds	\$	3,594,996	54.5	\$	3,536,347	54.8	\$	(58,649)	0.3

Note: Due to estimated budget expenditures, this budget is subject to modifications(+/-).

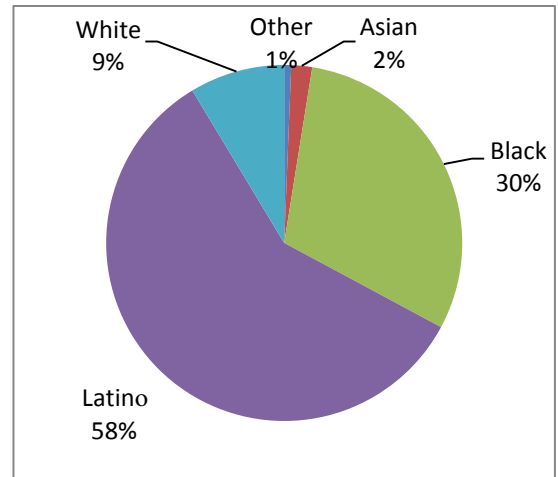


Student Performance

	2016-17	2017-18
Math	9%	11%
ELA	19%	23%

Percent of students achieving Proficient or better on Smarter Balanced Assessment in Grades 3-8 and/or SAT in Grade 11

Student Demographics



All Funds Budget Summary

	Adjusted 18-19	Proposed 19-20
FT Personnel:	\$ 3,358,444.00	\$ 3,297,342.00
Non-Personnel:	\$ 605,784.00	\$ 350,929.00
Total Expenditures:	\$ 3,964,228.00	\$ 3,648,271.00

English Language Learners: 26%
 Special Education: 16%
 Free and Reduced Lunch: 84%

At Roberto Clemente, the love of learning in future leaders is brought to life!

Roberto Clemente Leadership Academy for Global Awareness is all about cultivating the whole child to be a well-rounded leader in all areas of life – both while in school and beyond.

The school’s mission is developing students who are literate, numerate, able to think critically and have the social skills and personal habits of mind that prepare them to be healthy and productive members of society.

We put this mission into action to create a sense of community engagement and ownership with a student pledge. This pledge emphasizes courtesy, respect, contributing to a positive and safe learning environment, preparation and excellence, and helping everyone at the school feel capable, connected and contributing.



“It’s exciting to learn about other countries that you have not visited yet. We have new things at the school like robots, broadcasting class, iPad tables and we have our own chrome books.” – Jose & Hameen, Grade 3

STAFFING & ENROLLMENT

Certified Staff			Enrollment			Non-Certified Staff		
	Actual 18/19	Proposed 19/20	Grade Level	Actual 18/19	Proposed 19/20		Actual 18/19	Proposed 19/20
Principals	1	1	Pre-K			Clerical Support	1	1
Assistant Principals	1	1	K	51	52	Paraprofessionals:		
Pre-K School	0	0	1	52	52	Grades K-1	5	5
Grades K-6 Classroom	16	16	2	49	51	Pre-K School		
Math	2	2	3	50	50	SPED Para	2	2
Bilingual/ESOL	2	2	4	61	49	Parent Liason	1	1
Reading/Language Arts	5	5	5	52	59	Youth & Family Support		
Science	1	1	6	54	53	School Security	1	1
Social Studies/History	1	1	7	54	53	Custodial	2	2
English	0	0	8	52	54			
World Language	0	0	9					
Art	1	1	10					
Music	2	2	11					
Career/Tech Ed	1	1	12					
Physical Education	2	2						
Library Media	0.5	0.5						
Special Education	4	4						
Speech	0.4	0.4						
Coach - Math	1	1						
Coach - Literacy	1	1						
Other								
School Counselor	0.5	0.5						
Social Worker	1	1						
School Psychologist	0.6	0.6						
School Climate Specialist	1	1						
Total	45	45	Total	475	473	Total	12	12

	Actual	Proposed
Staffing Total	57	57

Instructional Staff:	39.9	39.9
Students Per Instructional Staff:	11.9	11.9

Note: Due to estimated budget expenditures, this budget is subject to modifications(+/-).

	Adjusted FY 18/19		Proposed FY 19/20		Difference (+ / -)				
General Funds									
CERTIFIED STAFF	\$	2,551,496	40	\$	2,649,136	40	\$	97,640	0
NON-CERTIFIED STAFF	\$	247,797	8	\$	264,251	8	\$	16,454	0
50136 PART TIME STAFF	\$	20,886		\$	19,329		\$	(1,557)	
Total Salaries	\$	2,820,179	48	\$	2,932,716	48	\$	112,537	0
Non-Personnel									
54411 EQUIPMENT	\$	1,500		\$	2,000		\$	500	
54413 COMPUTER EQUIPMENT	\$	8,000		\$	4,000		\$	(4,000)	
54415 FURNITURE	\$	4,000		\$	3,000		\$	(1,000)	
55512 ED. SUPPLY INVENTORY	\$	8,000		\$	10,000		\$	2,000	
55520 GENERAL/OFFICE SUPPLY	\$	5,661		\$	5,200		\$	(461)	
55531 TEXTBOOKS	\$	12,000		\$	14,459		\$	2,459	
Total Non-Personnel	\$	39,161		\$	38,659		\$	(502)	
Total General Funds	\$	2,859,340	48	\$	2,971,375	48	\$	112,035	0
InterDistrict Funds									
Total Interdistrict Funds	\$	-	0	\$	-	0	\$	-	0
Special Funds									
CERTIFIED STAFF	\$	320,985	5	\$	207,265	3	\$	(113,720)	-2
NON-CERTIFIED STAFF	\$	100,737	4	\$	100,737	4	\$	-	0
50141 SEASONAL HELP	\$	16,784		\$	16,784		\$	-	
50148 CURRICULUM DEVELOPMENT	\$	30,000		\$	10,000		\$	(20,000)	
51809 HEALTH INSURANCE	\$	53,671		\$	18,742		\$	(34,929)	
58852 FICA/MEDICARE EMPLOYER CONTRIB	\$	13,803		\$	9,398		\$	(4,405)	
59933 WORKERS COMPENSATION	\$	2,285		\$	1,700		\$	(585)	
Total Salaries	\$	538,265	9	\$	364,626	7	\$	(173,639)	-2
Non-Personnel									
54411 EQUIPMENT	\$	12,000		\$	12,000		\$	-	
54413 COMPUTER EQUIPMENT	\$	111,676		\$	106,580		\$	(5,096)	
55100 MATERIALS & SUPPLIES INSTRUCTN	\$	90,388		\$	43,007		\$	(47,381)	
55574 OTHER MATERIALS & SUPPLIES	\$	13,000		\$	13,000		\$	-	
55576 OTHER	\$	38,334		\$	22,244		\$	(16,090)	
56694 OTHER CONTRACTUAL SERVICES	\$	146,225		\$	95,439		\$	(50,786)	
56904 TUTORS	\$	155,000		\$	20,000		\$	(135,000)	
Total Non-Personnel	\$	566,623		\$	312,270		\$	(254,353)	
Total Special Funds	\$	1,104,888	9	\$	676,896	7	\$	(427,992)	-2
Grand Total All Funds	\$	3,964,228	57	\$	3,648,271	55	\$	(315,957)	-2

Note: Due to estimated budget expenditures, this budget is subject to modifications(+/-).





New Haven Public Schools

Grades: PreK-8

Clinton Avenue School

293 Clinton Avenue New Haven, CT 06513
(475) 220-3300

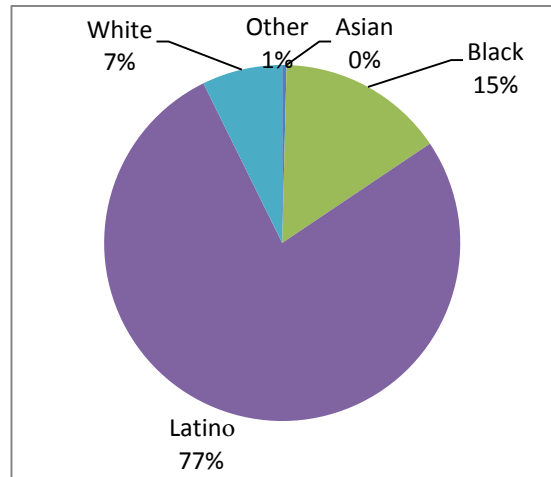
Enrollment: 507

Student Performance

	2016-17	2017-18
Math	12%	21%
ELA	25%	35%

Percent of students achieving Proficient or better on Smarter Balanced Assessment in Grades 3-8 and/or SAT in Grade 11

Student Demographics



All Funds Budget Summary

	Adjusted 18-19	Proposed 19-20
FT Personnel:	\$ 3,544,184.00	\$ 3,729,644.00
Non-Personnel:	\$ 40,870.00	\$ 39,803.00
Total Expenditures:	\$ 3,585,054.00	\$ 3,769,447.00

English Language Learners: 37%
Special Education: 15%
Free and Reduced Lunch: 84%

At Clinton Avenue, learning is student-centered and project-based!

At Clinton Avenue School, students are immersed in learning that is student-centered with the primary focus on 21st century skills.

Students are challenged and given the opportunity to learn in an environment that creates individualized learning plans.

Clinton Avenue school engages students in learning that helps them to become well-rounded global citizens.

Students thrive in this school because of it's strong sense of community and family.



"I like being able to use technology to help me complete my assignments and projects. My teachers are always helping me to be a better student and succeed." - Yesenia - Grade 6

STAFFING & ENROLLMENT

Certified Staff			Enrollment			Non-Certified Staff		
	Actual 18/19	Proposed 19/20	Grade Level	Actual 18/19	Proposed 19/20		Actual 18/19	Proposed 19/20
Principals	1	1	Pre-K			Clerical Support	2	2
Assistant Principals	1	1	K	56	51	Paraprofessionals:		
Pre-K School			1	58	51	Grades K-1	5	5
Grades K-6 Classroom	17	17	2	58	55	Pre-K School		
Math	1	1	3	62	54	SPED Para	3	3
Bilingual/ESOL	5	5	4	62	60	Youth & Family Support	0	0
Reading/Language Arts	2	2	5	60	60	School Security	1	1
Science	1	1	6	54	60	Custodial	2	2
Social Studies/History	1	1	7	45	52			
English	1	1	8	52	44			
World Language	0	0	9					
Art	1.6	1.6	10					
Music	2	2	11					
Career/Tech Ed	0	0	12					
Physical Education	2	2						
Library Media	0.5	0.5						
Special Education	5	6						
Speech	0.4	0.4						
Coach - Math	1	1						
Coach - Literacy	1	1						
Other								
School Counselor	0.5	0.5						
Social Worker	1	1						
School Psychologist	1	1						
School Climate Specialist	1	1						
Total	47	48	Total	507	487	Total	13	13

	Actual	Proposed
Staffing Total	60	61

Instructional Staff:	41.5	42.5
Students Per Instructional Staff:	12.2	11.5

Note: Due to estimated budget expenditures, this budget is subject to modifications(+/-).

	Adjusted FY 18/19		Proposed FY 19/20		Difference (+ / -)	
General Funds						
CERTIFIED STAFF	\$ 2,770,306	42	\$ 3,013,359	45	\$ 243,053	3
NON-CERTIFIED STAFF	\$ 314,181	9	\$ 323,854	9	\$ 9,673	0
50136 PART TIME STAFF	\$ 21,798		\$ 19,901		\$ (1,897)	
Total Salaries	\$ 3,106,285	51	\$ 3,357,114	54	\$ 250,829	3
Non-Personnel						
55512 ED. SUPPLY INVENTORY	\$ 16,000		\$ 10,000		\$ (6,000)	
55520 GENERAL/OFFICE SUPPLY	\$ 8,870		\$ 8,803		\$ (67)	
55531 TEXTBOOKS	\$ 15,000		\$ 20,000		\$ 5,000	
56605 FIELD TRIPS	\$ 1,000		\$ 1,000		\$ -	
Total Non-Personnel	\$ 40,870		\$ 39,803		\$ (1,067)	
Total General Funds	\$ 3,147,155	51	\$ 3,396,917	54	\$ 249,762	3
InterDistrict Funds						
Total Interdistrict Funds	\$ -	0	\$ -	0	\$ -	0
Special Funds						
CERTIFIED STAFF	\$ 339,660	5	\$ 274,291	3	\$ (65,369)	-2
NON-CERTIFIED STAFF	\$ 98,239	4	\$ 98,239	4	\$ -	0
Total Salaries	\$ 437,899	9	\$ 372,530	7	\$ (65,369)	-2
Non-Personnel						
Total Non-Personnel	\$ -		\$ -		\$ -	
Total Special Funds	\$ 437,899	9	\$ 372,530	7	\$ (65,369)	-2
Grand Total All Funds	\$ 3,585,054	60	\$ 3,769,447	61	\$ 184,393	1

Note: Due to estimated budget expenditures, this budget is subject to modifications(+/-).





New Haven Public Schools

Columbus Family Academy
 255 Blatchley Avenue New Haven, CT 06513
 (475) 220-2500

Grades: PreK-8

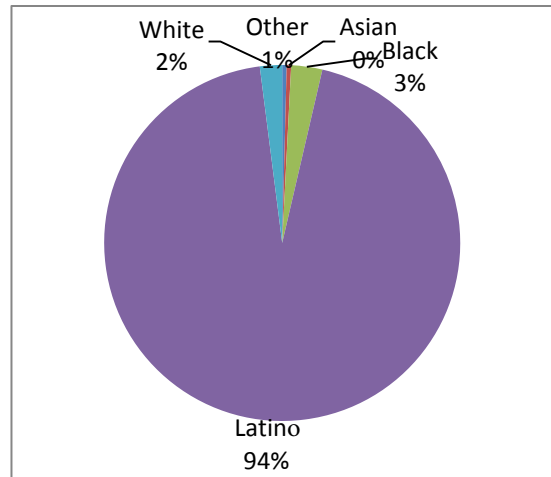
Enrollment: 496

Student Performance

	2016-17	2017-18
Math	11%	11%
ELA	26%	21%

Percent of students achieving Proficient or better on Smarter Balanced Assessment in Grades 3-8 and/or SAT in Grade 11

Student Demographics



All Funds Budget Summary

	Adjusted 18-19	Proposed 19-20
FT Personnel:	\$ 2,942,730.00	\$ 3,008,637.00
Non-Personnel:	\$ 44,097.00	\$ 40,740.00
Total Expenditures:	\$ 2,986,827.00	\$ 3,049,377.00

English Language Learners: 46%
 Special Education: 12%
 Free and Reduced Lunch: 78%

At Christopher Columbus Family Academy, learning is an exciting expedition!

At Christopher Columbus Family Academy, we always keep in mind that our kids are growing, and we must help them develop ways to share their knowledge and learn about themselves.

Being at Columbus makes you feel that you are at home with people who care about you and support you. Here, students help mentor each other.

Spanish-speaking students get to be the experts in the Spanish classroom and English-speaking students get to be the experts in the English classroom.

In addition to supporting bilingual skill and exposure, we focus on science literacy so that students are prepared for the career opportunities and societal needs of the future. Come sail with us into the 21st century!



"My child has excelled academically and she is so excited to be learning another language. Her teachers are loving and nurturing and the support from other staff and the principal are phenomenal. One of the best public schools in New Haven!" - Tajuana, Parent

STAFFING & ENROLLMENT

Certified Staff			Enrollment			Non-Certified Staff		
	Actual 18/19	Proposed 19/20	Grade Level	Actual 18/19	Proposed 19/20		Actual 18/19	Proposed 19/20
Principals	1	1	Pre-K	41	0	Clerical Support	1	1
Assistant Principals	1	1	K	49	49	Paraprofessionals:		
Pre-K School	0	0	1	47	49	Grades K-1	4	4
Grades K-6 Classroom	11	11	2	51	52	Pre-K School	4	4
Math	2	2	3	52	52	SPED Para		
Bilingual/ESOL	3	3	4	49	50	Youth & Family Support	0	0
Reading/Language Arts	2	2	5	51	53	School Security	1	1
Science	1	1	6	51	51	Custodian	2	2
Social Studies/History	1	1	7	54	53			
English	0	0	8	51	53			
World Language	1	1	9					
Art	1	1	10					
Music	0	0	11					
Career/Tech Ed	0	0	12					
Physical Education	2	2						
Library Media	0	0						
Special Education	3	3						
Speech	0.4	0.4						
Coach - Math	1	1						
Coach - Literacy	1	1						
Other								
School Counselor	0.5	0.5						
Social Worker	1	1						
School Psychologist	0.6	0.6						
School Climate Specialist								
Total	33.5	33.5	Total	496	462	Total	12	12

	Actual	Proposed
Staffing Total	45.5	45.5

Instructional Staff:	29.4	29.4
Students Per Instructional Staff:	16.9	15.7

Note: Due to estimated budget expenditures, this budget is subject to modifications(+/-).

	Adjusted FY 18/19		Proposed FY 19/20		Difference (+ / -)	
General Funds						
CERTIFIED STAFF	\$ 2,196,781	30.5	\$ 2,246,044	30.5	\$ 49,263	0
NON-CERTIFIED STAFF	\$ 177,474	4	\$ 186,185	4	\$ 8,711	0
50136 PART TIME STAFF	\$ 21,494		\$ 19,370		\$ (2,124)	
Total Salaries	\$ 2,395,749	34.5	\$ 2,451,599	34.5	\$ 55,850	0
Non-Personnel						
54411 EQUIPMENT	\$ 5,021		\$ 5,021		\$ -	
55512 ED. SUPPLY INVENTORY	\$ 19,000		\$ 19,000		\$ -	
55531 TEXTBOOKS	\$ 14,566		\$ 14,719		\$ 153	
Total Non-Personnel	\$ 38,587		\$ 38,740		\$ 153	
Total General Funds	\$ 2,434,336	34.5	\$ 2,490,339	34.5	\$ 56,003	0
InterDistrict Funds						
Total Interdistrict Funds	\$ -	0	\$ -	0	\$ -	0
Special Funds						
CERTIFIED STAFF	\$ 231,368	3	\$ 239,668	3	\$ 8,300	0
NON-CERTIFIED STAFF	\$ 222,436	8	\$ 222,436	8	\$ -	0
50136 PART TIME STAFF	\$ 27,378		\$ 27,378		\$ -	
50140 LONGEVITY	\$ 1,776		\$ 1,847		\$ 71	
51809 HEALTH INSURANCE	\$ 47,360		\$ 48,881		\$ 1,521	
51810 RETIREMENT CONTRIBUTION	\$ 2,513		\$ 2,513		\$ -	
58852 FICA/MEDICARE EMPLOYER CONTRIB	\$ 12,995		\$ 13,145		\$ 150	
59933 WORKERS COMPENSATION	\$ 1,155		\$ 1,170		\$ 15	
Total Salaries	\$ 546,981	11	\$ 557,038	11	\$ 10,057	0
Non-Personnel						
56901 IN SERVICE - PUBLIC	\$ 5,510		\$ 2,000		\$ (3,510)	
Total Non-Personnel	\$ 5,510		\$ 2,000		\$ (3,510)	
Total Special Funds	\$ 552,491	11	\$ 559,038	11	\$ 6,547	0
Grand Total All Funds	\$ 2,986,827	45.5	\$ 3,049,377	45.5	\$ 62,550	0

Note: Due to estimated budget expenditures, this budget is subject to modifications(+/-).





New Haven Public Schools

Grades: PreK-8

Conte West Hills Magnet: Exp. & Innovation
 511 Chapel Street New Haven, CT 06511
 (475) 220-5400

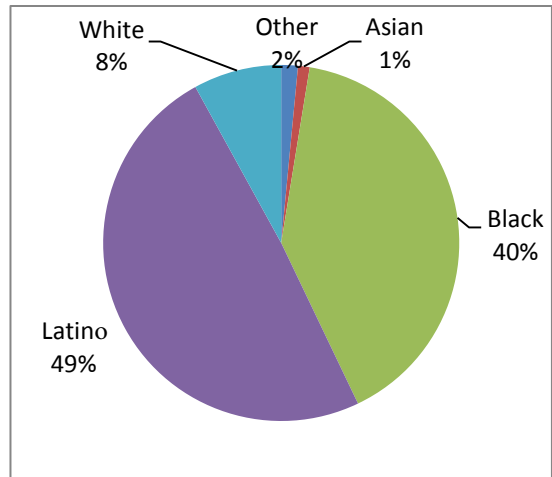
Enrollment: 662

Student Performance

	2016-17	2017-18
Math	25%	24%
ELA	41%	38%

Percent of students achieving Proficient or better on Smarter Balanced Assessment in Grades 3-8 and/or SAT in Grade 11

Student Demographics



All Funds Budget Summary

	Adjusted 18-19	Proposed 19-20
FT Personnel:	\$ 4,072,886.00	\$ 3,960,607.00
Non-Personnel:	\$ 50,815.00	\$ 53,452.00
Total Expenditures:	\$ 4,123,701.00	\$ 4,014,059.00

English Language Learners: 11%
 Special Education: 11%
 Free and Reduced Lunch: 79%

At Conte West Hills, learning is an adventure!

This school's magnet theme of exploration and innovation can be found at every corner of its campus.

The school focuses on developing students with the hearts of explorers and the minds of innovators.

As the longest running magnet school in New Haven, Conte West Hills knows what it takes to educate inquisitive students who will become adventurous and productive citizens that contribute to society's progress.

With all the latest technologies, robust art rooms, a swimming pool with aquatic instruction and music classes for all grades, students are equipped to be naturally well-rounded.



"In life, we have the stairs of success. There's no elevator. Going to school at Conte is the best way to reach the top of those stairs." -Ivanna, Grade 7

STAFFING & ENROLLMENT

Certified Staff			Enrollment			Non-Certified Staff		
	Actual 18/19	Proposed 19/20	Grade Level	Actual 18/19	Proposed 19/20		Actual 18/19	Proposed 19/20
Principals	1	1	Pre-K	36	40	Clerical Support	1	1
Assistant Principals	1	1	K	66	63	Paraprofessionals:		
Pre-K School	2	2	1	62	63	Grades K-1	6	6
Grades K-6 Classroom	21	21	2	65	61	Pre-K School	4	4
Math	2	2	3	68	65	SPED Para		
Bilingual/ESOL	0	0	4	70	69	Youth & Family Support	0	0
Reading/Language Arts	1	1	5	77	68	School Security	1	1
Science	2	1	6	73	76	Custodian	2	2
Social Studies/History	2	1	7	75	71			
English	1	1	8	70	78			
World Language	2	1	9					
Art	2	2	10					
Music	2	2	11					
Career/Tech Ed			12					
Physical Education	2.6	2.6						
Library Media	1	1						
Special Education	3	3						
Speech	0.4	0.4						
Coach - Math	1	1						
Coach - Literacy	1	1						
Other-Magnet Resource	1	0.5						
School Counselors	1	1						
Social Worker	1	1						
School Psychologist	0.6	0.6						
School Climate Specialist								
Total	51.6	48.1	Total	662	654	Total	14	14

	Actual	Proposed
Staffing Total	65.6	62.1

Instructional Staff:	46	43
Students Per Instructional Staff:	14.4	15.2

Note: Due to estimated budget expenditures, this budget is subject to modifications(+/-).

	Adjusted FY 18/19		Proposed FY 19/20		Difference (+ / -)			
General Funds								
CERTIFIED STAFF	\$	3,483,503	49.6	\$	3,360,484	46.1	\$ (123,020)	-3.5
NON-CERTIFIED STAFF	\$	296,028	9	\$	304,840	9	\$ 8,812	0
50136 PART TIME STAFF	\$	28,702		\$	26,726		\$ (1,976)	
Total Salaries	\$	3,808,233	58.6	\$	3,692,050	55.1	\$ (116,184)	-3.5
Non-Personnel								
54413 COMPUTER EQUIPMENT	\$	8,000		\$	7,637		\$ (363)	
55512 ED. SUPPLY INVENTORY	\$	11,815		\$	14,815		\$ 3,000	
55520 GENERAL/OFFICE SUPPLY	\$	9,000		\$	9,000		\$ -	
55531 TEXTBOOKS	\$	12,000		\$	12,000		\$ -	
56605 FIELD TRIPS	\$	8,000		\$	8,000		\$ -	
56684 GRADUATION	\$	2,000		\$	2,000		\$ -	
Total Non-Personnel	\$	50,815		\$	53,452		\$ 2,637	
Total General Funds	\$	3,859,048	58.6	\$	3,745,502	55.1	\$ (113,547)	-3.5
InterDistrict Funds								
Total Interdistrict Funds	\$	-	0	\$	-	0	\$ -	0
Special Funds								
CERTIFIED STAFF	\$	122,803	2	\$	126,707	2	\$ 3,904	0
NON-CERTIFIED STAFF	\$	141,850	5	\$	141,850	5	\$ -	0
Total Salaries	\$	264,653	7	\$	268,557	7	\$ 3,904	0
Non-Personnel								
Total Non-Personnel	\$	-		\$	-		\$ -	
Total Special Funds	\$	264,653	7	\$	268,557	7	\$ 3,904	0
Grand Total All Funds	\$	4,123,701	65.6	\$	4,014,059	62.1	\$ (109,643)	-3.5

Note: Due to estimated budget expenditures, this budget is subject to modifications(+/-).





New Haven Public Schools

Cooperative Arts & Humanities Magnet High School
 177 College Street New Haven, CT 06511
 (475) 220-2400

Grades: 9-12

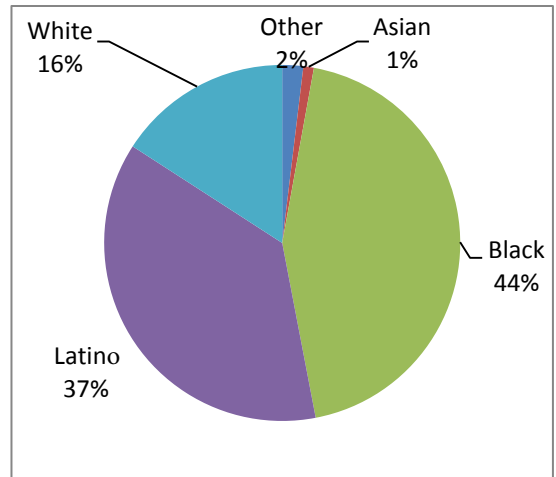
Enrollment: 630

Student Performance

	2016-17	2017-18
Math	17%	14%
ELA	55%	45%

Percent of students achieving Proficient or better on Smarter Balanced Assessment in Grades 3-8 and/or SAT in Grade 11

Student Demographics



All Funds Budget Summary

	Adjusted 18-19	Proposed 19-20
FT Personnel:	\$ 4,685,036.00	\$ 4,413,277.00
Non-Personnel:	\$ 450,686.00	\$ 434,120.00
Total Expenditures:	\$ 5,135,722.00	\$ 4,847,397.00

English Language Learners: 5%
 Special Education: 13%
 Free and Reduced Lunch: 66%

At Cooperative Arts & Humanities Interdistrict Magnet High School, students celebrate the arts, humanity, & social justice.

This school celebrates and educates students in the arts and humanities, and prepares them for success in both college and career.

The faculty and staff are remarkably committed to inspiring, supporting and challenging all students during their four years in an investigative laboratory of self-discovery, social justice, and problem solving.

Every adult is invested in ensuring students graduate with the skills and stamina to be successful - whether they choose to pursue an artistic career, academic path or any other possibility.



"I gained a lot of confidence as an artist at Co-Op. My AP classes and honors English classes at Co-Op prepared me so well academically and Co-Op's diversity prepared me socially." - Caela, Graduate

STAFFING & ENROLLMENT

Certified Staff	Enrollment			Non-Certified Staff				
	Actual 18/19	Proposed 19/20	Grade Level	Actual 18/19	Proposed 19/20		Actual 18/19	Proposed 19/20
Principals	1	1	Pre-K			Clerical Support	2	2
Assistant Principals	1	1	K			Paraprofessionals:		
Pre-K School	0	0	1			Grades K-1		
Grades K-6 Classroom	0	0	2			Pre-K School		
Math	7	5	3			SPED Para	1	1
Bilingual/ESOL			4			Arts Director	1	1
Reading/Language Arts			5			Youth & Family Support	2	2
Science	6	5	6			School Security	2	2
Social Studies/History	5	5	7			Custodian	2	2
English	9	8	8					
World Language	4	4	9	164	160			
Art	9	8	10	162	160			
Music	4	4	11	168	157			
Career/Tech Ed	2	2	12	136	164			
Physical Education	1	1						
Library Media	0	0						
Special Education	4	4						
Speech	0.2	0.2						
Coach - Math								
Coach - Literacy								
Other								
School Counselor	2.5	2.5						
Social Worker	1	1						
School Psychologist	0.4	0.4						
School Climate Specialist								
Total	57.1	52.1	Total	630	641	Total	10	10

	Actual	Proposed
Staffing Total	67.1	62.1

Instructional Staff:	51.2	46.2
Students Per Instructional Staff:	12.3	13.9

Note: Due to estimated budget expenditures, this budget is subject to modifications(+/-).

	Adjusted FY 18/19		Proposed FY 19/20		Difference (+ / -)			
General Funds								
CERTIFIED STAFF	\$	2,264,782	28.6	\$	1,960,648	23.6	\$ (304,134)	-5
NON-CERTIFIED STAFF	\$	249,856	6	\$	267,330	6	\$ 17,474	0
50136 PART TIME STAFF	\$	18,585		\$	17,041		\$ (1,544)	
Total Salaries	\$	2,533,223	34.6	\$	2,245,019	29.6	\$ (288,204)	-5
Non-Personnel								
55512 ED. SUPPLY INVENTORY	\$	2,000		\$	2,036		\$ 36	
55520 GENERAL/OFFICE SUPPLY	\$	6,000		\$	15,000		\$ 9,000	
55531 TEXTBOOKS	\$	7,615		\$	7,615		\$ -	
56694 OTHER CONTRACTUAL SERVICES	\$	19,231		\$	9,431		\$ (9,800)	
Total Non-Personnel	\$	34,846		\$	34,082		\$ (764)	
Total General Funds	\$	2,568,069	34.6	\$	2,279,101	29.6	\$ (288,968)	-5
InterDistrict Funds								
CERTIFIED STAFF	\$	1,924,025	28.5	\$	1,969,323	28.5	\$ 45,298	0
NON-CERTIFIED STAFF	\$	127,788	4	\$	128,887	4	\$ 1,099	0
50136 PART TIME STAFF	\$	100,000		\$	70,048		\$ (29,952)	
Total Salaries	\$	2,151,813	32.5	\$	2,168,258	32.5	\$ 16,445	0
Non-Personnel								
55100 MATERIALS & SUPPLIES INSTRUCTN	\$	40,802		\$	25,000		\$ (15,802)	
56697 OTHER PURCHASED SERVICES BOE	\$	375,038		\$	375,038		\$ -	
Total Non-Personnel	\$	415,840		\$	400,038		\$ (15,802)	
Total Interdistrict Funds	\$	2,567,653	32.5	\$	2,568,296	32.5	\$ 643	0
Special Funds								
Total Special Funds	\$	-	0	\$	-	0	\$ -	0
Grand Total All Funds	\$	5,135,722	67.1	\$	4,847,397	62.1	\$ (288,325)	-5

Note: Due to estimated budget expenditures, this budget is subject to modifications(+/-).





New Haven Public Schools

John C. Daniels School of Internat Comm
 569 Congress Avenue New Haven, CT 06519
 (475) 220-3600

Grades: PreK-8

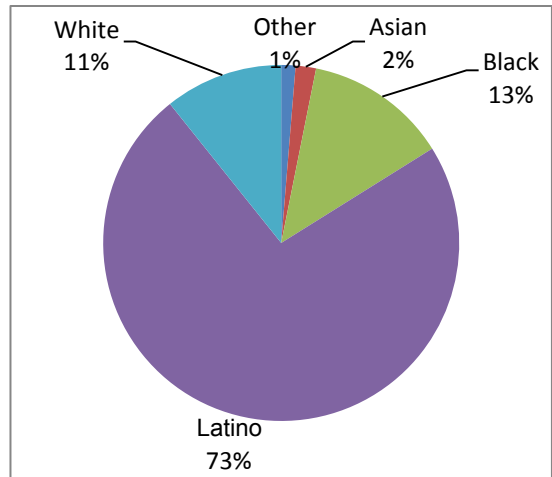
Enrollment: 540

Student Performance

	2016-17	2017-18
Math	24%	26%
ELA	39%	35%

Percent of students achieving Proficient or better on Smarter Balanced Assessment in Grades 3-8 and/or SAT in Grade 11

Student Demographics



All Funds Budget Summary

	Adjusted 18-19	Proposed 19-20
FT Personnel:	\$ 4,337,164.00	\$ 4,378,035.00
Non-Personnel:	\$ 102,923.00	\$ 100,117.00
Total Expenditures:	\$ 4,440,087.00	\$ 4,478,152.00

English Language Learners: 26%
 Special Education: 10%
 Free and Reduced Lunch: 57%

At John C. Daniels, it's all about global thinking and respect for diversity.

This school's magnet theme of international communication enhances learning with an emphasis on respect for heritage and cultural diversity.

Students are empowered to communicate with each other and across cultures, and are taught to be creative thinkers who understand and appreciate the diversity in their communities and in the world.

Students learn to communicate in different languages through our 50/50 English-Spanish dual language program in K-4, Spanish social studies and literacy grades 5-6, as well as Mandarin Chinese PreK-8.

Students are inspired to excel in their studies, to be healthy and active and to contribute to a global society.



"I like learning about the way people live in so many different countries and cultures around the world. Learning 3 languages is awesome and will help me be successful in high school." - Jaydalis, Grade 8

STAFFING & ENROLLMENT

Certified Staff			Enrollment			Non-Certified Staff		
	Actual 18/19	Proposed 19/20	Grade Level	Actual 18/19	Proposed 19/20		Actual 18/19	Proposed 19/20
Principals	1	1	Pre-K	82	80	Clerical Support	1	1
Assistant Principals	1	1	K	47	46	Paraprofessionals:		
Pre-K School	4	4	1	55	46	Grades K-1	4	4
Grades K-6 Classroom	15	15	2	48	55	Pre-K School	8	8
Math	1	1	3	50	48	SPED Para	2	2
Bilingual/ESOL	2	2	4	67	48	Youth & Family Support	0	0
Reading/Language Arts	3	3	5	43	66	School Security	1	1
Science	1	1	6	50	44	Custodian	2	2
Social Studies/History	1	1	7	52	49			
English	0	0	8	46	51			
World Language	2	2	9					
Art	1	1	10					
Music	1	1	11					
Career/Tech Ed	0	0	12					
Physical Education	2	2						
Library Media	0.5	1						
Special Education	4	4						
Speech	0.4	0.4						
Coach - Math	1	1						
Coach - Literacy	1	1						
Other-Magnet Resource	1	1						
Other-Dual Language Coach	1	1						
School Counselor	1	1						
Social Worker	1	1						
School Psychologist	0.6	0.6						
School Climate Specialist								
Total	46.5	47	Total	540	533	Total	18	18

	Actual	Proposed
Staffing Total	64.5	65

Instructional Staff:	40.9	41.4
Students Per Instructional Staff:	13.2	12.9

Note: Due to estimated budget expenditures, this budget is subject to modifications(+/-).

	Adjusted FY 18/19		Proposed FY 19/20		Difference (+ / -)	
General Funds						
CERTIFIED STAFF	\$ 1,899,706	24.5	\$ 1,902,388	24	\$ 2,683	-0.5
NON-CERTIFIED STAFF	\$ 248,969	7	\$ 257,791	7	\$ 8,822	0
50136 PART TIME STAFF	\$ 15,632		\$ 15,038		\$ (594)	
50141 SEASONAL HELP	\$ -		\$ -		\$ -	
Total Salaries	\$ 2,164,307	31.5	\$ 2,175,217	31	\$ 10,911	-0.5
Non-Personnel						
54413 COMPUTER EQUIPMENT	\$ 3,000		\$ 8,077		\$ 5,077	
55100 MATERIALS & SUPPLIES INSTRUCTN	\$ 1,500		\$ 5,000		\$ 3,500	
55101 MATERIALS & SUPPLIES ADMIN	\$ 1,000		\$ 1,000		\$ -	
55512 ED. SUPPLY INVENTORY	\$ 4,000		\$ 2,000		\$ (2,000)	
55520 GENERAL/OFFICE SUPPLY	\$ 1,000		\$ 5,000		\$ 4,000	
55531 TEXTBOOKS	\$ 7,000		\$ 2,000		\$ (5,000)	
56684 GRADUATION	\$ 200		\$ 1,500		\$ 1,300	
Total Non-Personnel	\$ 17,700		\$ 24,577		\$ 6,877	
Total General Funds	\$ 2,182,007	31.5	\$ 2,199,794	31	\$ 17,788	-0.5
InterDistrict Funds						
CERTIFIED STAFF	\$ 1,620,805	23	\$ 1,658,897	23	\$ 38,092	0
NON-CERTIFIED STAFF	\$ 209,790	9	\$ 232,103	10	\$ 22,313	1
50136 PART TIME STAFF	\$ 151,592		\$ 133,988		\$ (17,604)	
Total Salaries	\$ 1,982,187	32	\$ 2,024,988	33	\$ 42,801	1
Non-Personnel						
55100 MATERIALS & SUPPLIES INSTRUCTN	\$ 14,272		\$ 13,000		\$ (1,272)	
55531 TEXTBOOKS	\$ 7,379		\$ 8,000		\$ 621	
56605 FIELD TRIPS	\$ 491		\$ 1,000		\$ 509	
56697 OTHER PURCHASED SERVICES BOE	\$ 6,000		\$ 5,000		\$ (1,000)	
Total Non-Personnel	\$ 28,142		\$ 27,000		\$ (1,142)	
Total Interdistrict Funds	\$ 2,010,329	32	\$ 2,051,988	33	\$ 41,659	1
Special Funds						
CERTIFIED STAFF	\$ -	0	\$ -	0	\$ -	0
NON-CERTIFIED STAFF	\$ 28,370	1	\$ 28,370	1	\$ -	0
50136 PART TIME STAFF	\$ 152,678		\$ 141,000		\$ (11,678)	
58852 FICA/MEDICARE EMPLOYER CONTRIB	\$ 7,968		\$ 7,500		\$ (468)	
59933 WORKERS COMPENSATION	\$ 1,654		\$ 960		\$ (694)	
Total Salaries	\$ 190,670	1	\$ 177,830	1	\$ (12,840)	0
Non-Personnel						
55100 MATERIALS & SUPPLIES INSTRUCTN	\$ 4,000		\$ 4,000		\$ -	
56605 FIELD TRIPS	\$ 8,235		\$ 5,040		\$ (3,195)	
56694 OTHER CONTRACTUAL SERVICES	\$ 37,346		\$ 34,500		\$ (2,846)	
56800 PARENT ACTIVITIES	\$ 7,500		\$ 5,000		\$ (2,500)	
Total Non-Personnel	\$ 57,081		\$ 48,540		\$ (8,541)	
Total Special Funds	\$ 247,751	1	\$ 226,370	1	\$ (21,381)	0
Grand Total All Funds	\$ 4,440,087	64.5	\$ 4,478,152	65	\$ 38,066	0.5

Note: Due to estimated budget expenditures, this budget is subject to modifications(+/-).

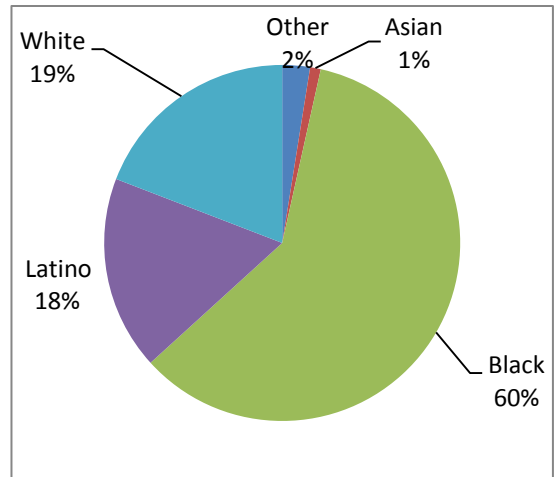


Student Performance

	2016-17	2017-18
Math	29%	26%
ELA	45%	47%

Percent of students achieving Proficient or better on Smarter Balanced Assessment in Grades 3-8 and/or SAT in Grade 11

Student Demographics



All Funds Budget Summary

	Adjusted 18-19	Proposed 19-20
FT Personnel:	\$ 3,400,427.00	\$ 3,497,856.00
Non-Personnel:	\$ 382,849.00	\$ 330,192.00
Total Expenditures:	\$ 3,783,276.00	\$ 3,828,048.00

English Language Learners: 2%
 Special Education: 11%
 Free and Reduced Lunch: 58%

At Davis, the left brain meets right.

Davis Academy knows that by always maintaining high expectations, students will gain the confidence to make their impact on the world.

At Davis excellent teachers craft engaging lessons, combining core content with engineering, technology, design thinking, and many artistic disciplines.

A student's journey begins with an introduction to drama, dance, visual arts, band, chorus and strings before committing to a focus in fifth grade.

At Davis, students will code and collaborate, create robots and design with humanity in mind. Join us, to help develop a better tomorrow.



"Our school is interactive. It's not just paper and pencil. It's hands on." - Lillian, Grade 5

STAFFING & ENROLLMENT

Certified Staff			Enrollment			Non-Certified Staff		
	Actual 18/19	Proposed 19/20	Grade Level	Actual 18/19	Proposed 19/20		Actual 18/19	Proposed 19/20
Principals	1	1	Pre-K	60	60	Clerical Support	1	1
Assistant Principals	1	1	K	51	51	Paraprofessionals:		
Pre-K School	3	3	1	49	51	Grades K-1	5	5
Grades K-6 Classroom	14	14	2	52	49	Pre-K School	7	7
Math	1	1	3	53	52	SPED Para	3	3
Bilingual/ESOL			4	50	53	Youth & Family Support		
Reading/Language Arts	2	2	5	54	49	School Security	1	1
Science	1	1	6	49	54	Custodian	2	2
Social Studies/History	1	1	7	54	49			
English	0	0	8	45	53			
World Language	1	1	9					
Art	1	1	10					
Music	2	2	11					
Career/Tech Ed	1	1	12					
Physical Education								
Library Media	0.5	0.5						
Special Education	4	4						
Speech	0.2	0.2						
Coach - Math	1	1						
Coach - Literacy	1	1						
Other-Magnet Resource	2	2						
School Counselors	0.5	0.5						
Social Worker	1	1						
School Psychologist	0.4	0.4						
School Climate Specialist								
Total	39.6	39.6	Total	517	521	Total	19	19

	Actual	Proposed
Staffing Total	58.6	58.6

Instructional Staff:	33.7	33.7
Students Per Instructional Staff:	15.3	15.5

Note: Due to estimated budget expenditures, this budget is subject to modifications(+/-).

	Adjusted FY 18/19		Proposed FY 19/20		Difference (+ / -)	
General Funds						
CERTIFIED STAFF	\$ 1,086,346	13.6	\$ 1,116,925	13.6	\$ 30,579	0
NON-CERTIFIED STAFF	\$ 264,653	7	\$ 273,565	7	\$ 8,912	0
Total Salaries	\$ 1,350,999	20.6	\$ 1,390,490	20.6	\$ 39,491	0
Non-Personnel						
Total Non-Personnel	\$ -		\$ -		\$ -	
Total General Funds	\$ 1,350,999	20.6	\$ 1,390,490	20.6	\$ 39,491	0
InterDistrict Funds						
CERTIFIED STAFF	\$ 1,481,199	23	\$ 1,520,165	23	\$ 38,966	0
NON-CERTIFIED STAFF	\$ 275,060	12	\$ 275,060	12	\$ -	0
Total Salaries	\$ 1,756,259	35	\$ 1,795,225	35	\$ 38,966	0
Non-Personnel						
Total Non-Personnel	\$ -		\$ -		\$ -	
Total Interdistrict Funds	\$ 1,756,259	35	\$ 1,795,225	35	\$ 38,966	0
Special Funds						
CERTIFIED STAFF	\$ 209,794	3	\$ 217,248	3	\$ 7,454	0
50148 CURRICULUM DEVELOPMENT	\$ 10,000		\$ 10,000		\$ -	
51809 HEALTH INSURANCE	\$ 63,788		\$ 73,142		\$ 9,354	
58852 FICA/MEDICARE EMPLOYER CONTRIB	\$ 7,747		\$ 9,107		\$ 1,360	
59933 WORKERS COMPENSATION	\$ 1,840		\$ 2,644		\$ 804	
Total Salaries	\$ 293,169	3	\$ 312,141	3	\$ 18,972	0
Non-Personnel						
53330 BUSINESS TRAVEL	\$ 43,338		\$ 15,860		\$ (27,478)	
54411 EQUIPMENT	\$ 10,770		\$ 12,470		\$ 1,700	
54413 COMPUTER EQUIPMENT	\$ 75,932		\$ 76,604		\$ 672	
55100 MATERIALS & SUPPLIES INSTRUCTN	\$ 42,250		\$ 47,250		\$ 5,000	
55574 OTHER MATERIALS & SUPPLIES	\$ 3,000		\$ 3,000		\$ -	
55576 OTHER	\$ 15,000		\$ 10,000		\$ (5,000)	
56694 OTHER CONTRACTUAL SERVICES	\$ 121,508		\$ 125,008		\$ 3,500	
56904 TUTORS	\$ 71,051		\$ 40,000		\$ (31,051)	
Total Non-Personnel	\$ 382,849		\$ 330,192		\$ (52,657)	
Total Special Funds	\$ 676,018	3	\$ 642,333	3	\$ (33,685)	0
Grand Total All Funds	\$ 3,783,276	58.6	\$ 3,828,048	58.6	\$ 44,772	0

Note: Due to estimated budget expenditures, this budget is subject to modifications(+/-).

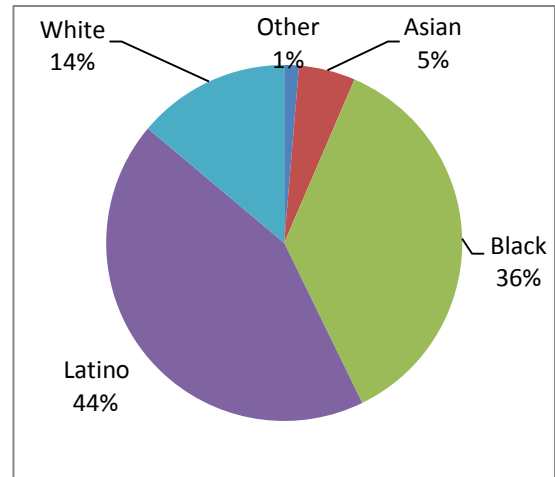


Student Performance

	2016-17	2017-18
Math	19%	23%
ELA	31%	33%

Percent of students achieving Proficient or better on Smarter Balanced Assessment in Grades 3-8 and/or SAT in Grade 11

Student Demographics



All Funds Budget Summary

	Adjusted 18-19	Proposed 19-20
FT Personnel:	\$ 4,218,644.00	\$ 4,325,639.00
Non-Personnel:	\$ 417,424.00	\$ 460,067.00
Total Expenditures:	\$ 4,636,068.00	\$ 4,785,706.00

English Language Learners: 17%
 Special Education: 22%
 Free and Reduced Lunch: 74%

At East Rock, learning leads us into the world!

East Rock's magnet theme allows students to become familiar with the cultural, geographical and political diversity that exists in the world today.

Students take charge of their educational experiences as they incorporate community-based problem solving to promote a better understanding of and respect for different people and cultures of the world.

This is done through project-based learning, case studies, field experiences and school-wide thematic and interdisciplinary units of study.

Teachers are committed to creating learning experiences that integrate creative use of technology and promote student engagement.

Students will leave East Rock understanding, respecting and appreciating different people and cultures of the world.



"East Rock's teachers are encouraging and always give extra help because they want you to succeed. As a new student, you are easily accepted by other students and soon you're an important part of the East Rock community." - Ella May, Grade 8

STAFFING & ENROLLMENT

Certified Staff			Enrollment			Non-Certified Staff		
	Actual 18/19	Proposed 19/20	Grade Level	Actual 18/19	Proposed 19/20		Actual 18/19	Proposed 19/20
Principals	1	1	Pre-K	58	58	Clerical Support	1	1
Assistant Principals	1	1	K	54	52	Paraprofessionals:		
Pre-K School			1	50	52	Grades K-1	5	5
Grades K-6 Classroom	14	14	2	51	52	Pre-K School	3	3
Math	1	1	3	48	50	SPED Para	9	9
Bilingual/ESOL	1	1	4	52	47	Youth & Family Support		
Reading/Language Arts	2	2	5	52	51	School Security		
Science	1	1	6	53	54	Custodian	2	2
Social Studies/History	1	1	7	53	54			
English	0	0	8	53	54			
World Language	1	1	9					
Art	2	2	10					
Music	2	2	11					
Career/Tech Ed			12					
Physical Education	2	2						
Library Media	0.5	0.5						
Special Education	9	9						
Speech/Hearing	0.4	0.4						
Coach - Math	1	1						
Coach - Literacy	1	1						
Other-Magnet Resource	2	2						
School Counselor	0.5	0.5						
Social Worker	1	1						
School Psychologist	1	1						
School Climate Specialist								
Total	45.4	45.4	Total	524	524	Total	20	20

	Actual	Proposed
Staffing Total	65.4	65.4

Instructional Staff:	40.9	40.9
Students Per Instructional Staff:	12.8	12.8

Note: Due to fiscal constraints this budget is subject to modifications(+/-).

	Adjusted FY 18/19		Proposed FY 19/20		Difference (+ / -)	
General Funds						
CERTIFIED STAFF	\$	3,255,607 43.4	\$	3,327,414 43.4	\$	71,807 0
NON-CERTIFIED STAFF	\$	447,690 15	\$	456,345 15	\$	8,655 0
Total Salaries	\$	3,703,297 58.4	\$	3,783,759 58.4	\$	80,462 0
Non-Personnel						
Total Non-Personnel	\$	-	\$	-	\$	-
Total General Funds	\$	3,703,297 58.4	\$	3,783,759 58.4	\$	80,462 0
InterDistrict Funds						
Total Interdistrict Funds	\$	- 0	\$	- 0	\$	- 0
Special Funds						
CERTIFIED STAFF	\$	125,912 2	\$	129,592 2	\$	3,680 0
NON-CERTIFIED STAFF	\$	170,644 5	\$	170,644 5	\$	- 0
50136 PART TIME STAFF	\$	54,774	\$	55,224	\$	450
50140 LONGEVITY	\$	1,876	\$	1,947	\$	71
50148 CURRICULUM DEVELOPMENT	\$	20,000	\$	15,000	\$	(5,000)
51809 HEALTH INSURANCE	\$	112,245	\$	131,484	\$	19,239
51810 RETIREMENT CONTRIBUTION	\$	3,439	\$	3,439	\$	-
58852 FICA/MEDICARE EMPLOYER CONTRIB	\$	23,345	\$	30,671	\$	7,326
59933 WORKERS COMPENSATION	\$	3,112	\$	3,879	\$	767
Total Salaries	\$	515,347 7	\$	541,880 7	\$	26,533 0
Non-Personnel						
53330 BUSINESS TRAVEL	\$	15,000	\$	24,052	\$	9,052
54411 EQUIPMENT	\$	20,000	\$	23,563	\$	3,563
54413 COMPUTER EQUIPMENT	\$	111,428	\$	157,298	\$	45,870
55100 MATERIALS & SUPPLIES INSTRUCTN	\$	84,044	\$	109,839	\$	25,795
55574 OTHER MATERIALS & SUPPLIES	\$	8,000	\$	11,000	\$	3,000
55576 OTHER	\$	20,000	\$	23,563	\$	3,563
56694 OTHER CONTRACTUAL SERVICES	\$	98,952	\$	85,752	\$	(13,200)
56904 TUTORS	\$	60,000	\$	25,000	\$	(35,000)
Total Non-Personnel	\$	417,424	\$	460,067	\$	42,643
Total Special Funds	\$	932,771 7	\$	1,001,947 7	\$	69,176 0
Grand Total All Funds	\$	4,636,068 65.4	\$	4,785,706 65.4	\$	149,638 0

Note: Due to fiscal constraints this budget is subject to modifications(+/-).

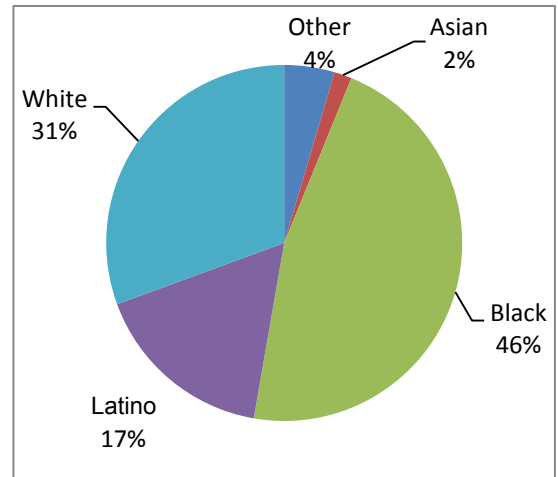


Student Performance

	2016-17	2017-18
Math	27%	22%
ELA	40%	37%

Percent of students achieving Proficient or better on Smarter Balanced Assessment in Grades 3-8 and/or SAT in Grade 11

Student Demographics



All Funds Budget Summary

	Adjusted 18-19	Proposed 19-20
FT Personnel:	\$ 2,908,635.00	\$ 2,964,164.00
Non-Personnel:	\$ 529,065.00	\$ 414,698.00
Total Expenditures:	\$ 3,437,700.00	\$ 3,378,862.00

English Language Learners:	7%
Special Education:	11%
Free and Reduced Lunch:	54%

At Edgewood, all students Innovate and Create using STEAM!

The Edgewood School community works collaboratively to “Elevate Edgewood Excellence” by demonstrating mutual respect in a caring, inclusive and dynamic STEAM learning environment.

We encourage all stakeholders—students, staff, parents and community partners— to embrace a growth mindset and to take collective responsibility in fostering and nourishing higher-order learning experiences for everyone.



"All the kids at Edgewood are friendly and we have good classes. I like math and reading. My teacher is very nice and fair."
-Jayden, Grade 3

STAFFING & ENROLLMENT

Certified Staff			Enrollment			Non-Certified Staff		
	Actual 18/19	Proposed 19/20	Grade Level	Actual 18/19	Proposed 19/20		Actual 18/19	Proposed 19/20
Principals	1	1	Pre-K			Clerical Support	1	1
Assistant Principals	1	1	K	50	50	Paraprofessionals:		
Pre-K School	0	0	1	48	50	Grades K-1	3	3
Grades K-6 Classroom	14	14	2	48	48	Pre-K School	0	0
Math	1	1	3	47	47	SPED Para	2	2
Bilingual/ESOL	0	0	4	52	47	Parent Liaison	1	1
Reading/Language Arts	2	2	5	52	51	Youth & Family Support	1	1
Science	1	1	6	48	53	School Security	1	1
Social Studies/History	1	1	7	49	46	Custodian	2	2
English	0	0	8	44	50			
World Language	1	1	9					
Art	1	1	10					
Music	2	2	11					
Career/Tech Ed	0	0	12					
Physical Education	1	1						
Library Media	0.5	0.5						
Special Education	3	3						
Speech	0.2	0.2						
Coach - Math	1	1						
Coach - Literacy	1	1						
Other-Magnet Resource	2	2						
School Counselor	0.5	0.5						
Social Worker	1	1						
School Psychologist	0.2	0.2						
School Climate Specialist								
Total	35.4	35.4	Total	438	442	Total	11	11

	Actual	Proposed
Staffing Total	46.4	46.4

Instructional Staff:	31.7	31.7
Students Per Instructional Staff:	13.8	13.9

Note: Due to fiscal constraints this budget is subject to modifications(+/-).

	Adjusted FY 18/19		Proposed FY 19/20		Difference (+ / -)				
General Funds									
CERTIFIED STAFF	\$	2,099,589	31.4	\$	2,161,538	31.4	\$	61,949	0
NON-CERTIFIED STAFF	\$	320,341	9	\$	336,797	9	\$	16,456	0
50136 PART TIME STAFF	\$	19,018		\$	18,062		\$	(956)	
Total Salaries	\$	2,438,948	40.4	\$	2,516,397	40.4	\$	77,449	0
Non-Personnel									
55512 ED. SUPPLY INVENTORY	\$	11,071		\$	10,000		\$	(1,071)	
55520 GENERAL/OFFICE SUPPLY	\$	6,551		\$	5,625		\$	(926)	
55531 TEXTBOOKS	\$	6,038		\$	17,000		\$	10,962	
56655 REGIS., DUES, & SUBSCRIPTONS	\$	2,000		\$	3,500		\$	1,500	
Total Non-Personnel	\$	25,660		\$	36,125		\$	10,465	
Total General Funds	\$	2,464,608	40.4	\$	2,552,522	40.4	\$	87,914	0
InterDistrict Funds									
Total Interdistrict Funds	\$	-	0	\$	-	0	\$	-	0
Special Funds									
CERTIFIED STAFF	\$	279,649	4	\$	285,492	4	\$	5,843	0
NON-CERTIFIED STAFF	\$	56,740	2	\$	56,740	2	\$	-	0
50141 SEASONAL HELP	\$	24,300		\$	3,692		\$	(20,608)	
50148 CURRICULUM DEVELOPMENT	\$	38,760		\$	15,000		\$	(23,760)	
51809 HEALTH INSURANCE	\$	58,576		\$	72,456		\$	13,880	
58852 FICA/MEDICARE EMPLOYER CONTRIB	\$	9,575		\$	11,267		\$	1,692	
59933 WORKERS COMPENSATION	\$	2,087		\$	3,120		\$	1,033	
Total Salaries	\$	469,687	6	\$	447,767	6	\$	(21,920)	0
Non-Personnel									
53330 BUSINESS TRAVEL	\$	45,000		\$	14,238		\$	(30,762)	
54411 EQUIPMENT	\$	20,000		\$	14,147		\$	(5,853)	
54413 COMPUTER EQUIPMENT	\$	143,962		\$	61,253		\$	(82,709)	
55100 MATERIALS & SUPPLIES INSTRUCTN	\$	59,230		\$	92,050		\$	32,820	
55574 OTHER MATERIALS & SUPPLIES	\$	9,200		\$	11,630		\$	2,430	
55576 OTHER	\$	14,691		\$	21,688		\$	6,997	
56694 OTHER CONTRACTUAL SERVICES	\$	113,912		\$	133,567		\$	19,655	
56904 TUTORS	\$	97,410		\$	30,000		\$	(67,410)	
Total Non-Personnel	\$	503,405		\$	378,573		\$	(124,832)	
Total Special Funds	\$	973,092	6	\$	826,340	6	\$	(146,752)	0
Grand Total All Funds	\$	3,437,700	46.4	\$	3,378,862	46.4	\$	(58,838)	0

Note: Due to fiscal constraints this budget is subject to modifications(+/-).





STAFFING & ENROLLMENT

Certified Staff			Enrollment			Non-Certified Staff		
	Actual 18/19	Proposed 19/20	Grade Level	Actual 18/19	Proposed 19/20		Actual 18/19	Proposed 19/20
Principals	1	1	Pre-K	66	73	Clerical Support		
Assistant Principals			K	33	36	Paraprofessionals:		
Pre-K School			1	29	25	Grades K-1	1	1
Grades K-6 Classroom	8	10	2	31	27	Pre-K School		
Math			3	18	27	SPED Para		
Bilingual/ESOL			4	21	21	School Climate Specialist		
Reading/Language Arts			5		21	Youth & Family Support		
Science			6					
Social Studies/History			7					
English			8					
World Language			9					
Art			10					
Music			11					
Career/Tech Ed			12					
Physical Education								
Library Media								
Special Education								
Speech								
Coach - Math								
Coach - Literacy								
Other- Instructional Coach	0	1						
School Counselor								
Social Worker	1	1						
School Psychologist								
Total	10	13	Total	198	230	Total	1	1

	Actual	Proposed
Staffing Total	11	14

Instructional Staff:	8	11
Students Per Instructional Staff:	24.8	20.9

Note: Due to estimated budget expenditures, this budget is subject to modifications(+/-).

	Adjusted FY 18/19		Proposed FY 19/20		Difference (+ / -)	
General Funds						
CERTIFIED STAFF	\$ 106,274	2	\$ 181,846	3	\$ 75,572	1
NON-CERTIFIED STAFF	\$ 22,313	1	\$ 22,313	1	\$ -	0
Total Salaries	\$ 128,587	3	\$ 204,159	4	\$ 75,572	1
Non-Personnel						
Total Non-Personnel	\$ -		\$ -		\$ -	
Total General Funds	\$ 128,587	3	\$ 204,159	4	\$ 75,572	1
InterDistrict Funds						
Total Interdistrict Funds	\$ -	0	\$ -	0	\$ -	0
Special Funds						
CERTIFIED STAFF	\$ 499,387	8	\$ 716,446	10	\$ 217,059	2
Total Salaries	\$ 499,387	8	\$ 716,446	10	\$ 217,059	2
Non-Personnel						
Total Non-Personnel	\$ -		\$ -		\$ -	
Total Special Funds	\$ 499,387	8	\$ 716,446	10	\$ 217,059	2
Grand Total All Funds	\$ 627,974	11	\$ 920,605	14	\$ 292,631	3

Note: Due to estimated budget expenditures, this budget is subject to modifications(+/-).





New Haven Public Schools

Engineering & Science University Magnet School
 500 Boston Post Road West Haven, CT 06516
 (475) 220-6000

Grades: 6-12

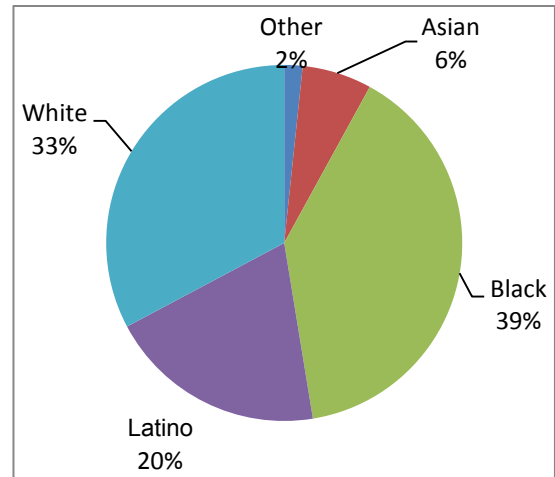
Enrollment: 601

Student Performance

	2016-17	2017-18
Math	48%	53%
ELA	61%	68%

Percent of students achieving Proficient or better on Smarter Balanced Assessment in Grades 3-8 and/or SAT in Grade 11

Student Demographics



All Funds Budget Summary

	Adjusted 18-19	Proposed 19-20
FT Personnel:	\$ 4,918,996.00	\$ 5,069,991.00
Non-Personnel:	\$ 108,083.00	\$ 91,582.00
Total Expenditures:	\$ 5,027,079.00	\$ 5,161,573.00

English Language Learners: 2%
 Special Education: 6%
 Free and Reduced Lunch: 39%

At Engineering & Science University Magnet, young technical minds and imaginations are ignited!

Engineering and Science University Magnet School (ESUMS) is a public college preparatory middle and high school serving Grades 6-12.

Here, students are challenged early on to imagine, investigate, and invent while preparing for demanding science, technology, engineering and math programs at a collegiate level.

ESUMS students engage in helping to build their own curriculum with hands-on and "minds-on" activities and assessments, thereby creating the highly skilled, self-initiating, technical problem-solvers that today's society demands.



"Being at ESUMS since 6th grade has truly taught me how to balance my academic and social life successfully. I can honestly say that as I start my journey to college next year I am totally prepared." - Kayla, Grade 12

STAFFING & ENROLLMENT

Certified Staff			Enrollment			Non-Certified Staff		
	Actual 18/19	Proposed 19/20	Grade Level	Actual 18/19	Proposed 19/20		Actual 18/19	Proposed 19/20
Principals	1	1	Pre-K			Clerical Support	2	2
Assistant Principals	1	1	K			Paraprofessionals:		
Pre-K School	0	0	1			Grades K-1	0	0
Grades K-6 Classroom	0	0	2			Pre-K School	0	0
Math	9	9	3			SPED Para	1	1
Bilingual/ESOL	0.4	0.4	4			Youth & Family Support	0	0
Reading/Language Arts	2	2	5			School Security	2	2
Science	7	7	6	84	82	Custodian	2	2
Social Studies/History	5	5	7	88	82			
English	5	5	8	89	87			
World Language	5	5	9	92	89			
Art	2	2	10	88	88			
Music	1	1	11	87	88			
Career/Tech Ed	5	5	12	73	86			
Physical Education	2	2						
Library Media								
Special Education	3	3						
Speech	0.2	0.2						
Coach - Math	1	1						
Coach - Literacy	1	1						
Coach-Other	1	1						
Other-Engineering	7	7						
Other-Magnet Resource	1	1						
School Counselor	2.5	2.5						
Social Worker	1	1						
School Psychologist	0.4	0.4						
School Climate Specialist								
Total	63.5	63.5	Total	601	602	Total	7	7

	Actual	Proposed
Staffing Total	70.5	70.5

Instructional Staff:	56.6	56.6
Students Per Instructional Staff:	10.6	10.6

Note: Due to estimated budget expenditures, this budget is subject to modifications(+/-).

	Adjusted FY 18/19		Proposed FY 19/20		Difference (+ / -)				
General Funds									
CERTIFIED STAFF	\$	1,904,519	23.5	\$	1,744,432	20.5	\$	(160,087)	-3
NON-CERTIFIED STAFF	\$	243,071	6	\$	260,378	6	\$	17,307	0
50136 PART TIME STAFF	\$	12,940		\$	12,791		\$	(149)	
Total Salaries	\$	2,160,530	29.5	\$	2,017,601	26.5	\$	(142,929)	-3
Non-Personnel									
55512 ED. SUPPLY INVENTORY	\$	7,000		\$	7,000		\$	-	
55520 GENERAL/OFFICE SUPPLY	\$	3,000		\$	3,000		\$	-	
55531 TEXTBOOKS	\$	6,629		\$	6,629		\$	-	
56694 OTHER CONTRACTUAL SERVICES	\$	7,633		\$	3,953		\$	(3,680)	
Total Non-Personnel	\$	24,262		\$	20,582		\$	(3,680)	
Total General Funds	\$	2,184,792	29.5	\$	2,038,183	26.5	\$	(146,609)	-3
InterDistrict Funds									
CERTIFIED STAFF	\$	2,551,867	39	\$	2,624,268	39	\$	72,401	0
50136 PART TIME STAFF	\$	135,385		\$	145,000		\$	9,615	
Total Salaries	\$	2,687,252	39	\$	2,769,268	39	\$	82,016	0
Non-Personnel									
54411 EQUIPMENT	\$	495		\$	3,000		\$	2,505	
55100 MATERIALS & SUPPLIES INSTRUCTN	\$	27,342		\$	10,000		\$	(17,342)	
55101 MATERIALS & SUPPLIES ADMIN	\$	342		\$	10,000		\$	9,658	
55531 TEXTBOOKS	\$	22,342		\$	10,000		\$	(12,342)	
56694 OTHER CONTRACTUAL SERVICES	\$	15,675		\$	16,000		\$	325	
56697 OTHER PURCHASED SERVICES BOE	\$	17,625		\$	22,000		\$	4,375	
Total Non-Personnel	\$	83,821		\$	71,000		\$	(12,821)	
Total Interdistrict Funds	\$	2,771,073	39	\$	2,840,268	39	\$	69,195	0
Special Funds									
CERTIFIED STAFF	\$	48,901	1	\$	50,440	1	\$	1,539	0
NON-CERTIFIED STAFF	\$	22,313	1	\$	22,313	1	\$	-	0
Total Salaries	\$	71,214	2	\$	72,753	2	\$	1,539	0
Non-Personnel									
Total Non-Personnel	\$	-		\$	-		\$	-	
Total Special Funds	\$	71,214	2	\$	72,753	2	\$	1,539	0
Grand Total All Funds	\$	5,027,079	70.5	\$	4,951,204	67.5	\$	(75,875)	-3

Note: Due to estimated budget expenditures, this budget is subject to modifications(+/-).

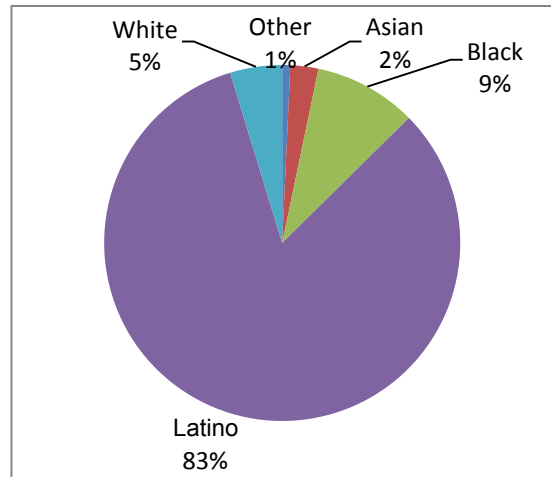


Student Performance

	2016-17	2017-18
Math	6%	8%
ELA	11%	17%

Percent of students achieving Proficient or better on Smarter Balanced Assessment in Grades 3-8 and/or SAT in Grade 11

Student Demographics



All Funds Budget Summary

	Adjusted 18-19	Proposed 19-20
FT Personnel:	\$ 5,447,105.00	\$ 5,513,112.00
Non-Personnel:	\$ 966,255.00	\$ 616,614.00
Total Expenditures:	\$ 6,413,360.00	\$ 6,129,726.00

English Language Learners:	54%
Special Education:	12%
Free and Reduced Lunch:	72%

At Fair Haven, learning in two languages comes to life!

At Fair Haven students explore and learn to become successful and productive community members through being respectful, purposeful and safe.

The school's ultimate goal is for every child to elevate their life and leave our school bilingual, biliterate and bicultural (Spanish/English). In order to accomplish this, we make intentional decisions around planning and instruction while developing and nurturing the social-emotional well-being of each student.

We believe that every child is capable of reaching extraordinary heights and we are excited to help our students excel to accomplish their dreams.

Hence our slogan *"elevate your thinking, elevate your life!"*



"Our school is the best because we get to learn in English and in Spanish. We get to learn in fun ways and we love our teachers." - Leilany, Kindergarten

STAFFING & ENROLLMENT

Certified Staff			Enrollment			Non-Certified Staff		
	Actual 18/19	Proposed 19/20	Grade Level	Actual 18/19	Proposed 19/20		Actual 18/19	Proposed 19/20
Principals	1	1	Pre-K			Clerical Support	2	2
Assistant Principals	2	2	K	86	70	Paraprofessionals:		
Pre-K School			1	75	85	Grades K-1	9	9
Grades K-6 Classroom	21	21	2	82	74	Pre-K School	1	1
Math	1	1	3	81	78	SPED Para	2	2
Bilingual/ESOL	13	13	4	89	86	New Comers	2	2
Reading/Language Arts	1	1	5	95	87	Youth & Family Support	0	0
Science	2	2	6	100	109	School Security	1	1
Social Studies/History	1	1	7	93	98	Custodian	2	2
English	2	2	8	91	93			
World Language	1	1	9					
Art	4	4	10					
Music	2	2	11					
Career/Tech Ed			12					
Physical Education	3	3						
Library Media	1	1						
Special Education	8	8						
Speech	0.4	0.4						
Coach - Math	1	1						
Coach - Literacy	1	1						
Other								
School Counselor	1	1						
Social Worker	1	1						
School Psychologist	1	1						
School Climate Specialist								
Total	68.4	68.4	Total	792	780	Total	19	19

	Actual	Proposed
Staffing Total	87.4	87.4

Instructional Staff:	62.4	62.4
Students Per Instructional Staff:	12.7	12.5

Note: Due to estimated budget expenditures, this budget is subject to modifications(+/-).

	Adjusted FY 18/19		Proposed FY 19/20		Difference (+ / -)				
General Funds									
CERTIFIED STAFF	\$	4,522,661	65.4	\$	4,648,504	65.4	\$	125,843	0
NON-CERTIFIED STAFF	\$	384,751	11	\$	394,425	11	\$	9,674	0
50136 PART TIME STAFF	\$	35,606		\$	33,881		\$	(1,725)	
Total Salaries	\$	4,943,018	76.4	\$	5,076,810	76.4	\$	133,792	0
Non-Personnel									
54411 EQUIPMENT	\$	21,582		\$	10,000		\$	(11,582)	
55512 ED. SUPPLY INVENTORY	\$	24,932		\$	20,000		\$	(4,932)	
55520 GENERAL/OFFICE SUPPLY	\$	10,072		\$	11,129		\$	1,057	
55531 TEXTBOOKS	\$	7,174		\$	16,000		\$	8,826	
Total Non-Personnel	\$	63,760		\$	57,129		\$	(6,631)	
Total General Funds	\$	5,006,778	76.4	\$	5,133,939	76.4	\$	127,161	0
InterDistrict Funds									
Total Interdistrict Funds	\$	-	0	\$	-	0	\$	-	0
Special Funds									
CERTIFIED STAFF	\$	190,677	3	\$	196,707	3	\$	6,030	0
NON-CERTIFIED STAFF	\$	198,316	8	\$	198,316	8	\$	-	0
50136 PART TIME STAFF	\$	78,670		\$	8,960		\$	(69,710)	
50140 LONGEVITY	\$	646		\$	2,247		\$	1,601	
51809 HEALTH INSURANCE	\$	23,197		\$	23,197		\$	-	
51813 3144 SPECIAL FUND 457 PLAN	\$	1,740		\$	1,740		\$	-	
58852 FICA/MEDICARE EMPLOYER CONTRIB	\$	9,427		\$	4,660		\$	(4,767)	
59933 WORKERS COMPENSATION	\$	1,414		\$	475		\$	(939)	
Total Salaries	\$	504,087	11	\$	436,302	11	\$	(67,785)	0
Non-Personnel									
54411 EQUIPMENT	\$	35,775		\$	35,775		\$	-	
54413 COMPUTER EQUIPMENT	\$	345,504		\$	164,747		\$	(180,757)	
55100 MATERIALS & SUPPLIES INSTRUCTN	\$	209,260		\$	67,420		\$	(141,840)	
55574 OTHER MATERIALS & SUPPLIES	\$	5,452		\$	5,452		\$	-	
56658 PURCHASED PROPERTY SERVICES	\$	36,250		\$	85,000		\$	48,750	
56694 OTHER CONTRACTUAL SERVICES	\$	266,465		\$	198,246		\$	(68,219)	
56800 PARENT ACTIVITIES	\$	3,289		\$	2,345		\$	(944)	
56901 IN SERVICE - PUBLIC	\$	500		\$	500		\$	-	
Total Non-Personnel	\$	902,495		\$	559,485		\$	(343,010)	
Total Special Funds	\$	1,406,582	11	\$	995,787	11	\$	(410,795)	0
Grand Total All Funds	\$	6,413,360	87.4	\$	6,129,726	87.4	\$	(283,634)	0

Note: Due to estimated budget expenditures, this budget is subject to modifications(+/-).





New Haven Public Schools

Grades: 9-12

High School In The Community
 175 Water Street New Haven, CT 06511
 (475) 220-6200

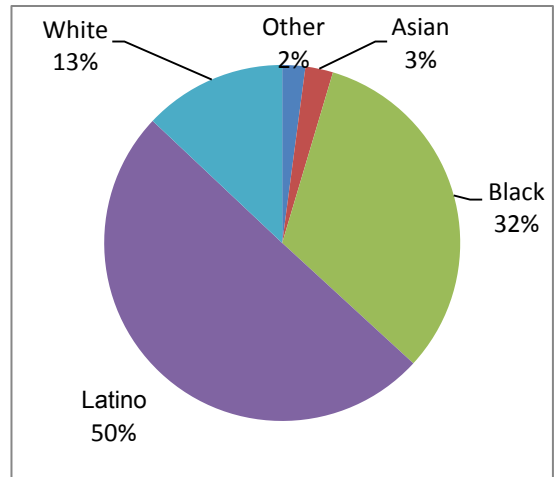
Enrollment: 239

Student Performance

	2016-17	2017-18
Math	4%	18%
ELA	28%	36%

Percent of students achieving Proficient or better on Smarter Balanced Assessment in Grades 3-8 and/or SAT in Grade 11

Student Demographics



All Funds Budget Summary

	Adjusted 18-19	Proposed 19-20
FT Personnel:	\$ 2,822,615.00	\$ 2,705,727.00
Non-Personnel:	\$ 394,969.00	\$ 419,249.00
Total Expenditures:	\$ 3,217,584.00	\$ 3,124,976.00

English Language Learners: 17%
 Special Education: 21%
 Free and Reduced Lunch: 74%

High School in the Community (HSC) is small school for students who want to do big things.

HSC teaches future leaders the skills they need to drive change in the professions of law, government, education, politics, and nonprofit and business management.

Through a multidisciplinary project-based approach that values diverse perspectives, students are asked to wrestle with tough questions and justify their answers with carefully analyzed evidence.

We also help students design and implement innovative solutions and policies for real world situations in greater New Haven and around the globe.

As communities grapple with a host of challenging issues, the need for HSC graduates to be able to lead with these skills is clear.



"HSC has given me a sense of community and has brought out a productive side of me that I didn't know was there. This school has helped me uncover my true potential." - Matt, Grade 12

STAFFING & ENROLLMENT

Certified Staff			Enrollment			Non-Certified Staff		
	Actual 18/19	Proposed 19/20	Grade Level	Actual 18/19	Proposed 19/20		Actual 18/19	Proposed 19/20
Principals	1	1	Pre-K			Clerical Support	1	1
Assistant Principals	0	0	K			Business Manager	1	1
Pre-K School			1			Paraprofessionals: Grades K-1		
Grades K-6 Classroom			2			Pre-K School		
Math	4	4	3			SPED Para	4	4
Bilingual/ESOL			4			Youth & Family Support		
Reading/Language Arts	0	0	5			School Security	2	2
Science	3	3	6			Custodian	2	2
Social Studies/History	4	3	7					
English	5.6	3.6	8					
World Language	2	2	9	70	70			
Art	1	1	10	60	70			
Music	1	1	11	63	61			
Career/Tech Ed	1	1	12	46	57			
Physical Education	2	2						
Library Media	1	1						
Special Education	3	3						
Speech	0.2	0.2						
Coach - Math								
Coach - Literacy	1	1						
Other -MRT	2	2						
School Counselor	1	1						
Social Worker	1	1						
School Psychologist	0.4	0.4						
School Climate Specialist								
Total	34.2	31.2	Total	239	258	Total	10	10

	Actual	Proposed
Staffing Total	44.2	41.2

Instructional Staff:	30.8	27.8
Students Per Instructional Staff:	7.8	9.3

Note: Due to estimated budget expenditures, this budget is subject to modifications(+/-).

	Adjusted FY 18/19		Proposed FY 19/20		Difference (+ / -)	
General Funds						
CERTIFIED STAFF	\$ 1,475,720	21.2	\$ 1,325,307	18.2	\$ (150,413)	-3
NON-CERTIFIED STAFF	\$ 247,260	6	\$ 264,072	6	\$ 16,812	0
50136 PART TIME STAFF	\$ 6,949		\$ 7,887		\$ 938	
Total Salaries	\$ 1,729,929	27.2	\$ 1,597,266	24.2	\$ (132,663)	-3
Non-Personnel						
55512 ED. SUPPLY INVENTORY	\$ 6,396		\$ 7,000		\$ 604	
55520 GENERAL/OFFICE SUPPLY	\$ 6,145		\$ 7,000		\$ 855	
Total Non-Personnel	\$ 12,541		\$ 14,000		\$ 1,459	
Total General Funds	\$ 1,742,470	27.2	\$ 1,611,266	24.2	\$ (131,204)	-3
InterDistrict Funds						
CERTIFIED STAFF	\$ 788,750	12	\$ 807,597	12	\$ 18,847	0
NON-CERTIFIED STAFF	\$ 82,805	2	\$ 84,879	2	\$ 2,074	0
50136 PART TIME STAFF	\$ 10,624		\$ 9,984		\$ (640)	
Total Salaries	\$ 882,179	14	\$ 902,460	14	\$ 20,281	0
Non-Personnel						
55100 MATERIALS & SUPPLIES INSTRUCTN	\$ 21,092		\$ 12,016		\$ (9,076)	
55101 MATERIALS & SUPPLIES ADMIN	\$ 5,110		\$ 7,500		\$ 2,390	
56697 OTHER PURCHASED SERVICES BOE	\$ 1,740		\$ 20,000		\$ 18,260	
Total Non-Personnel	\$ 27,942		\$ 39,516		\$ 11,574	
Total Interdistrict Funds	\$ 910,121	14	\$ 941,976	14	\$ 31,855	0
Special Funds						
CERTIFIED STAFF	\$ 92,569	1	\$ 92,569	1	\$ -	0
NON-CERTIFIED STAFF	\$ 50,683	2	\$ 50,683	2	\$ -	0
50141 SEASONAL HELP	\$ 9,056		\$ 96		\$ (8,960)	
50148 CURRICULUM DEVELOPMENT	\$ 11,280		\$ 15,000		\$ 3,720	
51809 HEALTH INSURANCE	\$ 41,306		\$ 39,623		\$ (1,683)	
58852 FICA/MEDICARE EMPLOYER CONTRIB	\$ 4,506		\$ 6,355		\$ 1,849	
59933 WORKERS COMPENSATION	\$ 1,107		\$ 1,675		\$ 568	
Total Salaries	\$ 210,507	3	\$ 206,001	3	\$ (4,506)	0
Non-Personnel						
53330 BUSINESS TRAVEL	\$ 5,000		\$ 10,000		\$ 5,000	
54411 EQUIPMENT	\$ 17,596		\$ 15,000		\$ (2,596)	
54413 COMPUTER EQUIPMENT	\$ 44,000		\$ 74,000		\$ 30,000	
55100 MATERIALS & SUPPLIES INSTRUCTN	\$ 26,666		\$ 57,506		\$ 30,840	
56674 OTHER MATERIALS & SUPPLIES	\$ 6,026		\$ 4,998		\$ (1,028)	
56676 OTHER	\$ 36,114		\$ 23,729		\$ (12,385)	
56694 OTHER CONTRACTUAL SERVICES	\$ 179,755		\$ 145,500		\$ (34,255)	
56904 TUTORS	\$ 39,329		\$ 35,000		\$ (4,329)	
Total Non-Personnel	\$ 354,486		\$ 365,733		\$ 11,247	
Total Special Funds	\$ 564,993	3	\$ 571,734	3	\$ 6,741	0
Grand Total All Funds	\$ 3,217,584	44.2	\$ 3,124,976	41.2	\$ (92,608)	-3

Note: Due to estimated budget expenditures, this budget is subject to modifications(+/-).

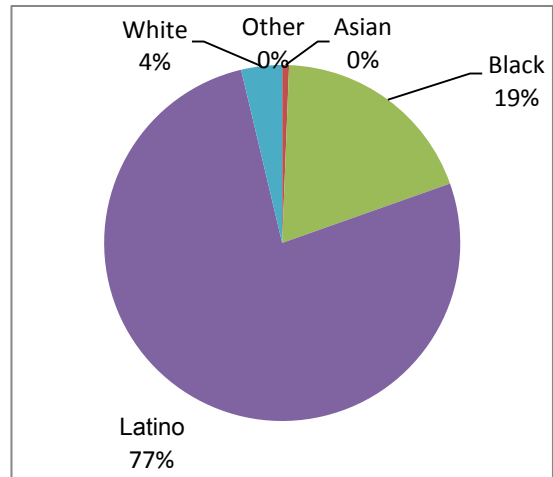


Student Performance

	2016-17	2017-18
Math	14%	10%
ELA	20%	18%

Percent of students achieving Proficient or better on Smarter Balanced Assessment in Grades 3-8 and/or SAT in Grade 11

Student Demographics



All Funds Budget Summary

	Adjusted 18-19	Proposed 19-20
FT Personnel:	\$ 3,545,830.00	\$ 3,629,045.00
Non-Personnel:	\$ 44,282.00	\$ 39,678.00
Total Expenditures:	\$ 3,590,112.00	\$ 3,668,723.00

English Language Learners: 40%
 Special Education: 14%
 Free and Reduced Lunch: 83%

At Hill Central, we work to support every child's individual needs.

Hill Central School is a supportive environment where families and faculty work together to meet students' academic, linguistic and social-emotional needs through customized and differentiated instruction.

The school's commitment to literacy is showcased through reading and writing celebrations and an annual poetry slam.

A comprehensive after-school program provides support and enrichment.



"At Hill Central School, teachers help us to succeed and to achieve our goals. They take us seriously and never give up on us here." - Jocelyn, Grade 8

STAFFING & ENROLLMENT

Certified Staff			Enrollment			Non-Certified Staff		
	Actual 18/19	Proposed 19/20	Grade Level	Actual 18/19	Proposed 19/20		Actual 18/19	Proposed 19/20
Principals	1	1	Pre-K	37	40	Clerical Support	1	1
Assistant Principals	1	1	K	42	44	Paraprofessionals:		
Pre-K School			1	45	44	Grades K-1	5	4
Grades K-6 Classroom	16	15	2	47	44	Pre-K School	4	4
Math	1	1	3	53	48	SPED Para	3	3
Bilingual/ESOL	2	2	4	50	52	Youth & Family Support	1	1
Reading/Language Arts	1	1	5	51	52	School Security	1	1
Science	1	1	6	54	52	Custodian	1	1
Social Studies/History	1	1	7	53	54			
English	1	1	8	52	54			
World Language	1	1	9					
Art	2	2	10					
Music	2	2	11					
Career/Tech Ed			12					
Physical Education	2	2						
Library Media	1	1						
Special Education	4	4						
Speech	0.4	0.4						
Coach - Math	1	1						
Coach - Literacy	1	1						
Other								
School Counselor	0.5	0.5						
Social Worker	1	1						
School Psychologist	0.4	0.4						
School Climate Specialist								
Total	41.3	40.3	Total	484	484	Total	16	15

	Actual	Proposed
Staffing Total	57.3	55.3

Instructional Staff:	37.4	36.4
Students Per Instructional Staff:	12.9	13.3

Note: Due to estimated budget expenditures, this budget is subject to modifications(+/-).

	Adjusted FY 18/19		Proposed FY 19/20		Difference (+ / -)				
General Funds									
CERTIFIED STAFF	\$	2,796,788	40.3	\$	2,730,543	38.3	\$	(66,245)	-2
NON-CERTIFIED STAFF	\$	317,366	10	\$	326,188	10	\$	8,822	0
50136 PART TIME STAFF	\$	21,103		\$	19,738		\$	(1,365)	
Total Salaries	\$	3,135,257	50.3	\$	3,076,469	48.3	\$	(58,788)	-2
Non-Personnel									
55512 ED. SUPPLY INVENTORY	\$	10,604		\$	10,604		\$	-	
55520 GENERAL/OFFICE SUPPLY	\$	4,200		\$	4,200		\$	-	
55531 TEXTBOOKS	\$	12,318		\$	12,318		\$	-	
56694 OTHER CONTRACTUAL SERVICES	\$	6,604		\$	2,000		\$	(4,604)	
Total Non-Personnel	\$	33,726		\$	29,122		\$	(4,604)	
Total General Funds	\$	3,168,983	50.3	\$	3,105,591	48.3	\$	(63,392)	-2
InterDistrict Funds									
Total Interdistrict Funds	\$	-	0	\$	-	0	\$	-	0
Special Funds									
CERTIFIED STAFF	\$	92,569	1	\$	92,569	1	\$	-	0
NON-CERTIFIED STAFF	\$	189,375	6	\$	189,375	6	\$	-	0
50136 PART TIME STAFF	\$	17,784		\$	17,784		\$	-	
50140 LONGEVITY	\$	4,077		\$	4,148		\$	71	
51809 HEALTH INSURANCE	\$	83,188		\$	84,709		\$	1,521	
51810 RETIREMENT CONTRIBUTION	\$	2,699		\$	2,699		\$	-	
51813 3144 SPECIAL FUND 457 PLAN	\$	1,740		\$	1,740		\$	-	
58852 FICA/MEDICARE EMPLOYER CONTRIB	\$	17,582		\$	17,732		\$	150	
59933 WORKERS COMPENSATION	\$	1,559		\$	1,574		\$	15	
Total Salaries	\$	410,573	7	\$	412,330	7	\$	1,757	0
Non-Personnel									
55574 OTHER MATERIALS & SUPPLIES	\$	4,093		\$	4,093		\$	-	
55576 OTHER	\$	372		\$	372		\$	-	
56694 OTHER CONTRACTUAL SERVICES	\$	3,246		\$	3,246		\$	-	
56800 PARENT ACTIVITIES	\$	2,345		\$	2,345		\$	-	
56901 IN SERVICE - PUBLIC	\$	500		\$	500		\$	-	
Total Non-Personnel	\$	10,556		\$	10,556		\$	-	
Total Special Funds	\$	421,129	7	\$	422,886	7	\$	1,757	0
Grand Total All Funds	\$	3,590,112	57.3	\$	3,528,477	55.3	\$	(61,635)	-2

Note: Due to estimated budget expenditures, this budget is subject to modifications(+/-).





New Haven Public Schools

Hill Regional Career Magnet High School
 140 Legion Avenue New Haven, CT 06519
 (475) 220-5000

Grades: 9-12

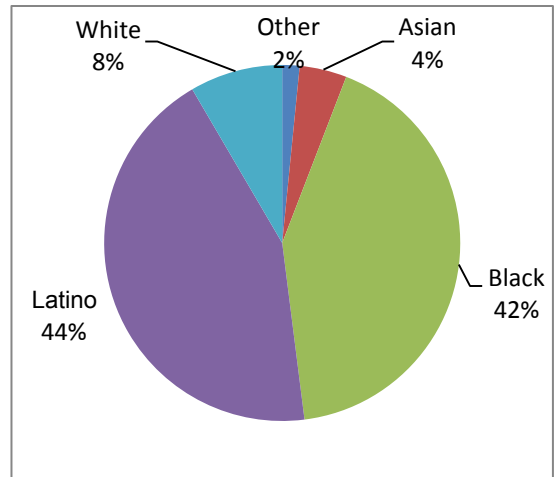
Enrollment: 700

Student Performance

	2016-17	2017-18
Math	13%	18%
ELA	38%	39%

Percent of students achieving Proficient or better on Smarter Balanced Assessment in Grades 3-8 and/or SAT in Grade 11

Student Demographics



All Funds Budget Summary

	Adjusted 18-19	Proposed 19-20
FT Personnel:	\$ 5,551,939.00	\$ 5,633,535.00
Non-Personnel:	\$ 272,248.00	\$ 211,104.00
Total Expenditures:	\$ 5,824,187.00	\$ 5,844,639.00

English Language Learners: 9%
 Special Education: 10%
 Free and Reduced Lunch: 76%

At Hill Regional Career High, learning is put to work!

At Hill Regional Career High School, students are prepared for the rapidly-growing 21st century careers of Health/Science and Business/Technology while gaining all the foundational skills to succeed at the university level on the way to their professional lives.

The diverse urban and suburban student body is what makes Career High School a special and unique place to learn.

Here, students create a culture of acceptance, pride, respect, and excellence. Academic and personal achievements are celebrated throughout the year.

Hill Regional Career High is as a great place to work and learn!



"Career brings out the PRIDE in everyone." - Johanna, Grade 12
"Career is a great school for students who want to continue their studies in the medical field." - Elizabeth, Grade 12

STAFFING & ENROLLMENT

Certified Staff			Enrollment			Non-Certified Staff		
	Actual 18/19	Proposed 19/20	Grade Level	Actual 18/19	Proposed 19/20		Actual 18/19	Proposed 19/20
Principals	1	1	Pre-K			Clerical Support	3	2
Assistant Principals	2	2	K			Business Manager	1	1
Pre-K School			1			Paraprofessionals: Grades K-1		
Grades K-6 Classroom			2			Pre-K School		
Math	8	8	3			SPED Para		
Bilingual/ESOL			4			Parent Liaison	1	1
Reading/Language Arts			5			Youth & Family Support	3	3
Science	9	9	6			School Security	2	2
Social Studies/History	8	6	7			Custodian	1	1
English	9	9	8					
World Language	8	7	9	173	171			
Art	0	1	10	185	171			
Music	1	0	11	157	184			
Career/Tech Ed	9	9	12	185	158			
Physical Education	3	3						
Library Media	1	1						
Special Education	3	3						
Speech	0.2	0.2						
Coach - Math								
Coach - Literacy								
Other -Magnet Resource	1	1						
School Counselor	2	2						
Social Worker	1	1						
School Psychologist	0.4	0.4						
School Climate Specialist								
Total	66.6	63.6	Total	700	684	Total	11	10

	Actual	Proposed
Staffing Total	77.6	73.6

Instructional Staff:	60.2	57.2
Students Per Instructional Staff:	11.6	12.0

Note: Due to estimated budget expenditures, this budget is subject to modifications(+/-).

	Adjusted FY 18/19		Proposed FY 19/20		Difference (+ / -)	
General Funds						
CERTIFIED STAFF	\$ 2,774,012	36.6	\$ 2,639,120	33.6	\$ (134,892)	-3
NON-CERTIFIED STAFF	\$ 254,901	7	\$ 240,555	6	\$ (14,346)	-1
50136 PART TIME STAFF	\$ 18,324		\$ 18,430		\$ 106	
Total Salaries	\$ 3,047,237	43.6	\$ 2,898,105	39.6	\$ (149,132)	-4
Non-Personnel						
54413 COMPUTER EQUIPMENT	\$ 7,000		\$ 3,000		\$ (4,000)	
55512 ED. SUPPLY INVENTORY	\$ 4,000		\$ 9,000		\$ 5,000	
55520 GENERAL/OFFICE SUPPLY	\$ 3,511		\$ 5,000		\$ 1,489	
55531 TEXTBOOKS	\$ 12,858		\$ 12,000		\$ (858)	
56605 FIELD TRIPS	\$ 5,000		\$ 3,860		\$ (1,140)	
56694 OTHER CONTRACTUAL SERVICES	\$ 1,989		\$ 4,000		\$ 2,011	
Total Non-Personnel	\$ 34,358		\$ 36,860		\$ 2,502	
Total General Funds	\$ 3,081,595	43.6	\$ 2,934,965	39.6	\$ (146,630)	-4
InterDistrict Funds						
CERTIFIED STAFF	\$ 2,216,761	30	\$ 2,269,109	30	\$ 52,348	0
NON-CERTIFIED STAFF	\$ 146,106	4	\$ 148,496	4	\$ 2,390	0
50136 PART TIME STAFF	\$ 57,489		\$ 47,000		\$ (10,489)	
Total Salaries	\$ 2,420,356	34	\$ 2,464,605	34	\$ 44,249	0
Non-Personnel						
53330 BUSINESS TRAVEL	\$ 8,000		\$ 8,000		\$ -	
55100 MATERIALS & SUPPLIES INSTRUCTN	\$ 23,876		\$ 30,000		\$ 6,124	
55101 MATERIALS & SUPPLIES ADMIN	\$ 15,000		\$ 10,000		\$ (5,000)	
55531 TEXTBOOKS	\$ 20,000		\$ 12,000		\$ (8,000)	
56605 FIELD TRIPS	\$ 5,000		\$ 5,000		\$ -	
56613 COMMUNICATIONS/WEBSITES	\$ 2,000		\$ 4,000		\$ 2,000	
56684 GRADUATION	\$ 6,000		\$ 5,000		\$ (1,000)	
56694 OTHER CONTRACTUAL SERVICES	\$ 11,190		\$ 8,000		\$ (3,190)	
56697 OTHER PURCHASED SERVICES BOE	\$ 20,780		\$ 30,000		\$ 9,220	
56800 PARENT ACTIVITIES	\$ 1,000		\$ 1,000		\$ -	
Total Non-Personnel	\$ 112,846		\$ 113,000		\$ 154	
Total Interdistrict Funds	\$ 2,533,202	34	\$ 2,577,605	34	\$ 44,403	0
Special Funds						
50136 PART TIME STAFF	\$ 41,112		\$ 3,328		\$ (37,784)	
50141 SEASONAL HELP	\$ 39,569		\$ 15,021		\$ (24,548)	
58852 FICA/MEDICARE EMPLOYER CONTRIB	\$ 2,989		\$ 282		\$ (2,707)	
59933 WORKERS COMPENSATION	\$ 676		\$ 125		\$ (551)	
Total Salaries	\$ 84,346	0	\$ 18,756	0	\$ (65,590)	0
Non-Personnel						
55100 MATERIALS & SUPPLIES INSTRUCTN	\$ 5,439		\$ 608		\$ (4,831)	
55574 OTHER MATERIALS & SUPPLIES	\$ 4,500		\$ 4,500		\$ -	
55576 OTHER	\$ 13,572		\$ 8,700		\$ (4,872)	
56601 TRANSPORTATION/BUSING	\$ 4,886		\$ 4,886		\$ -	
56694 OTHER CONTRACTUAL SERVICES	\$ 96,647		\$ 42,550		\$ (54,097)	
Total Non-Personnel	\$ 125,044		\$ 61,244		\$ (63,800)	
Total Special Funds	\$ 209,390	0	\$ 80,000	0	\$ (129,390)	0
Grand Total All Funds	\$ 5,824,187	77.6	\$ 5,592,570	73.6	\$ (231,617)	-4

Note: Due to estimated budget expenditures, this budget is subject to modifications(+/-).





New Haven Public Schools

Grades: 9-12

James Hillhouse Comprehensive High School
 480 Sherman Parkway New Haven, CT 06511
 (475) 220-7500

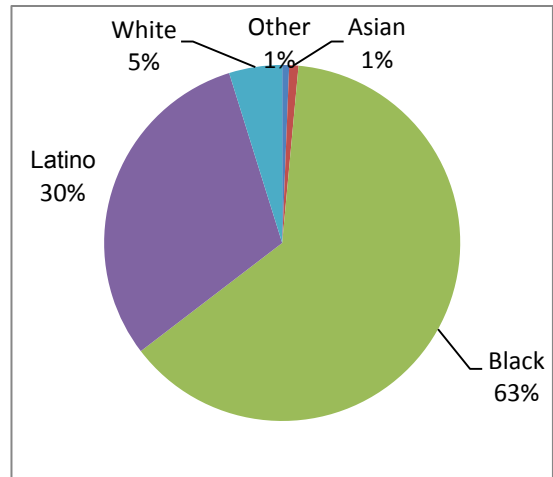
Enrollment: 955

Student Performance

	2016-17	2017-18
Math	5%	1%
ELA	19%	18%

Percent of students achieving Proficient or better on Smarter Balanced Assessment in Grades 3-8 and/or SAT in Grade 11

Student Demographics



All Funds Budget Summary

	Adjusted 18-19	Proposed 19-20
FT Personnel:	\$ 7,997,335.00	\$ 7,975,423.00
Non-Personnel:	\$ 423,117.00	\$ 369,013.00
Total Expenditures:	\$ 8,420,452.00	\$ 8,344,436.00

English Language Learners: 16%
 Special Education: 21%
 Free and Reduced Lunch: 79%


At James Hillhouse High School, students thrive and achieve in classrooms, on athletic fields, in their immediate communities and in life!

It is the mission of James Hillhouse High School located in to graduate students prepared for success in a world of increasing diversity, technological change and global challenges. As such educators, community members, parents and students work to create an environment in which all students have the opportunity to reach their greatest academic potential and to facilitate their growth as responsible and respectful members of society.

James Hillhouse is the second largest comprehensive high school in New Haven and offers rigorous academics including honors and AP programming for interested students.

In addition, the school boasts many notable graduates, award winning sports teams and a long-standing JROTC program that has been recognized across Connecticut and beyond.

James Hillhouse High school offers students the opportunity to grow academically, explore career interests and prepare for successful collegiate experiences.



James Hillhouse High School ROTC

STAFFING & ENROLLMENT

Certified Staff			Enrollment			Non-Certified Staff		
	Actual 18/19	Proposed 19/20	Grade Level	Actual 18/19	Proposed 19/20		Actual 18/19	Proposed 19/20
Principals	1	1	Pre-K			Clerical Support	3	3
Assistant Principals	3	3	K			Paraprofessionals:		
Pre-K School			1			Grades K-1		
Grades K-6 Classroom			2			Pre-K School		
Math	9	9	3			SPED Para	16	17
Bilingual/ESOL	4	4	4			In House Suspension	1	1
Reading/Language Arts	1	1	5			Youth & Family Support	6	6
Science	9	9	6			School Security	5	5
Social Studies/History	12	11	7			Custodian	2	2
English	14	13	8					
World Language	8	6	9	314	339			
Art	3	3	10	259	339			
Music	1	1	11	197	223			
Career/Tech Ed	8	8	12	185	186			
Physical Education	4	4						
Library Media	1	1						
Special Education	9	9						
Speech	0.2	0.2						
Coach - Math								
Coach - Literacy								
Other								
School Counselor	5	5						
Social Worker	2	2						
School Psychologist	1	1						
School Climate Specialist								
Total	95.2	91.2	Total	955	1087	Total	33	34


	Actual	Proposed
Staffing Total	128.2	125.2

Instructional Staff:	83.2	79.2
Students Per Instructional Staff:	11.5	13.7

Note: Due to estimated budget expenditures, this budget is subject to modifications(+/-).

	Adjusted FY 18/19		Proposed FY 19/20		Difference (+ / -)	
General Funds						
CERTIFIED STAFF	\$ 6,683,668	93.2	\$ 6,645,534	90.2	\$ (38,134)	-3
NON-CERTIFIED STAFF	\$ 676,138	26	\$ 694,564	26	\$ 18,426	0
Total Salaries	\$ 7,359,806	119.2	\$ 7,340,098	116.2	\$ (19,708)	-3
Non-Personnel						
Total Non-Personnel	\$ -		\$ -		\$ -	
Total General Funds	\$ 7,359,806	119.2	\$ 7,340,098	116.2	\$ (19,708)	-3
InterDistrict Funds						
Total Interdistrict Funds	\$ -	0	\$ -	0	\$ -	0
Special Funds						
CERTIFIED STAFF	\$ 143,168	2	\$ 148,300	2	\$ 5,132	0
NON-CERTIFIED STAFF	\$ 209,778	7	\$ 210,985	7	\$ 1,207	0
50136 PART TIME STAFF	\$ 196,659		\$ 188,502		\$ (8,157)	
50149 TEACHER STIPEND	\$ 28,000		\$ 28,000		\$ -	
51809 HEALTH INSURANCE	\$ 31,011		\$ 31,011		\$ -	
58852 FICA/MEDICARE EMPLOYER CONTRIB	\$ 20,280		\$ 20,147		\$ (133)	
59933 WORKERS COMPENSATION	\$ 8,633		\$ 8,380		\$ (253)	
Total Salaries	\$ 637,529	9	\$ 635,325	9	\$ (2,204)	0
Non-Personnel						
54413 COMPUTER EQUIPMENT	\$ 46,614		\$ 46,614		\$ -	
56694 OTHER CONTRACTUAL SERVICES	\$ 376,503		\$ 322,399		\$ (54,104)	
Total Non-Personnel	\$ 423,117		\$ 369,013		\$ (54,104)	
Total Special Funds	\$ 1,060,646	9	\$ 1,004,338	9	\$ (56,308)	0
Grand Total All Funds	\$ 8,420,452	128.2	\$ 8,344,436	125.2	\$ (76,016)	-3

Note: Due to estimated budget expenditures, this budget is subject to modifications(+/-).

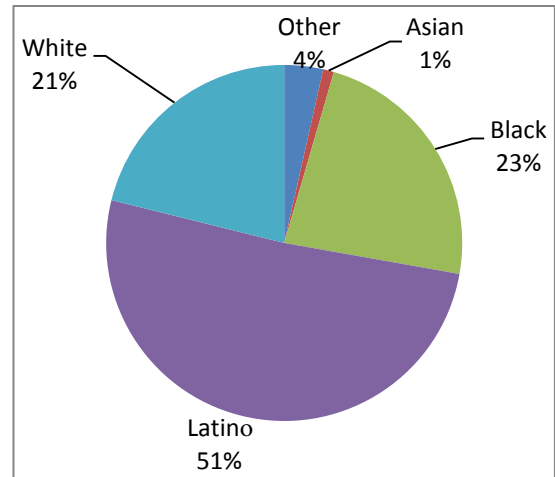


Student Performance

	2016-17	2017-18
Math	27%	27%
ELA	43%	44%

Percent of students achieving Proficient or better on Smarter Balanced Assessment in Grades 3-8 and/or SAT in Grade 11

Student Demographics



All Funds Budget Summary

	Adjusted 18-19	Proposed 19-20
FT Personnel:	\$ 3,661,339.00	\$ 3,768,283.00
Non-Personnel:	\$ 36,640.00	\$ 33,448.00
Total Expenditures:	\$ 3,697,979.00	\$ 3,801,731.00

English Language Learners: 8%
 Special Education: 12%
 Free and Reduced Lunch: 71%

At Benjamin Jepson, all ages come together to learn and value differences!

The main unique philosophy and approach you will find at Benjamin Jepson School is multi-age classrooms where students learn together in mixed-age groupings.

Since students here have the opportunity to stay with their teachers longer than in traditional academic settings for two years in preK 3-4, Kindergarten-grade 1, Grades 2-3, and grades 4-5 groupings, teachers have more time to really get to know each child and monitor their development and mastery of skills.

In our flexible groups children get to learn at their own pace and according to their abilities while receiving a rigorous and academically challenging education that prepares them for the real world.



"I have attended Jepson for 9 years. The teachers care about the students and make you feel comfortable. Teachers are funny and outgoing and try to create a bond with their students." - Marilyn, -Grade 8

STAFFING & ENROLLMENT

Certified Staff			Enrollment			Non-Certified Staff		
	Actual 18/19	Proposed 19/20	Grade Level	Actual 18/19	Proposed 19/20		Actual 18/19	Proposed 19/20
Principals	1	1	Pre-K	64	80	Clerical Support	1	1
Assistant Principals	1	1	K	57	56	School Busines Manager	1	1
Pre-K School	3	3	1	47	56	Paraprofessionals:		
Grades K-6 Classroom	17	15	2	50	47	Grades K-1	4	4
Math	1	1	3	52	51	Pre-K School	5	5
Bilingual/ESOL			4	50	51	SPED Para	3	4
Reading/Language Arts	3	3	5	50	51	Parent Liason	1	1
Science	1	1	6	52	51	Youth & Family Support	1	1
Social Studies/History	1	1	7	47	52	School Security	1	1
English	0	0	8	47	50	Custodial	2	2
World Language	1	1	9					
Art	1	1	10					
Music	2	2	11					
Career/Tech Ed	1	1	12					
Physical Education	1	1						
Library Media	0	0						
Special Education	4	4						
Speech	0.4	0.4						
Coach - Math	1	1						
Coach - Literacy	1	1						
Other - Magnet Coach	1	1						
School Counselor	0.5	0.5						
Social Worker	1	1						
School Psychologist	0.4	0.4						
School Climate Specialist								
Total	43.3	41.3	Total	516	545	Total	19	20

	Actual	Proposed
Staffing Total	62.3	61.3

Instructional Staff:	39.4	37.4
Students Per Instructional Staff:	13.1	14.6

Note: Due to estimated budget expenditures, this budget is subject to modifications(+/-).

	Adjusted FY 18/19		Proposed FY 19/20		Difference (+ / -)	
General Funds						
CERTIFIED STAFF	\$ 1,511,514	21.3	\$ 1,481,396	20.3	\$ (30,118)	-1
NON-CERTIFIED STAFF	\$ 204,343	5	\$ 213,277	5	\$ 8,934	0
50136 PART TIME STAFF	\$ 15,545		\$ 15,151		\$ (394)	
Total Salaries	\$ 1,731,402	26.3	\$ 1,709,824	25.3	\$ (21,578)	-1
Non-Personnel						
54413 COMPUTER EQUIPMENT	\$ 2,972		\$ 10,000		\$ 7,028	
Total Non-Personnel	\$ 2,972		\$ 10,000		\$ 7,028	
Total General Funds	\$ 1,734,374	26.3	\$ 1,719,824	25.3	\$ (14,550)	-1
InterDistrict Funds						
CERTIFIED STAFF	\$ 1,463,402	22	\$ 1,494,973	22	\$ 31,571	0
NON-CERTIFIED STAFF	\$ 381,149	14	\$ 383,363	14	\$ 2,214	0
50136 PART TIME STAFF	\$ 85,386		\$ 110,000		\$ 24,614	
Total Salaries	\$ 1,929,937	36	\$ 1,988,336	36	\$ 58,399	0
Non-Personnel						
54413 COMPUTER EQUIPMENT	\$ 10,316		\$ 6,000		\$ (4,316)	
55100 MATERIALS & SUPPLIES INSTRUCTN	\$ 15,674		\$ 4,448		\$ (11,226)	
55101 MATERIALS & SUPPLIES ADMIN	\$ 3,078		\$ 3,000		\$ (78)	
56613 COMMUNICATIONS/WEBSITES	\$ 1,000		\$ 3,600		\$ 2,600	
56697 OTHER PURCHASED SERVICES BOE	\$ 3,600		\$ 6,400		\$ 2,800	
Total Non-Personnel	\$ 33,668		\$ 23,448		\$ (10,220)	
Total Interdistrict Funds	\$ 1,963,605	36	\$ 2,011,784	36	\$ 48,179	0
Special Funds						
Total Special Funds	\$ -	0	\$ -	0	\$ -	0
Grand Total All Funds	\$ 3,697,979	62.3	\$ 3,731,608	61.3	\$ 33,629	-1

Note: Due to estimated budget expenditures, this budget is subject to modifications(+/-).

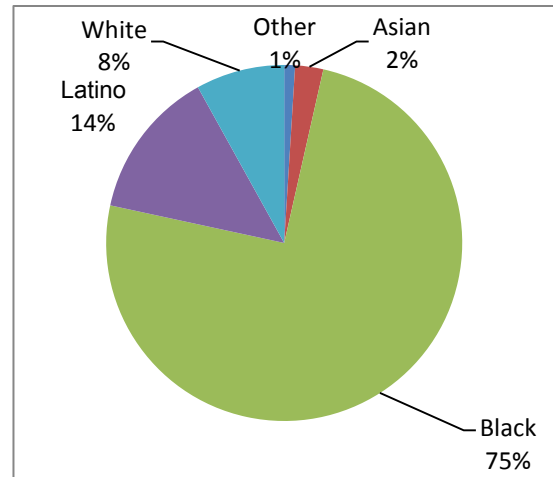


Student Performance

	2016-17	2017-18
Math	16%	11%
ELA	26%	23%

Percent of students achieving Proficient or better on Smarter Balanced Assessment in Grades 3-8 and/or SAT in Grade 11

Student Demographics



All Funds Budget Summary

	Adjusted 18-19	Proposed 19-20
FT Personnel:	\$ 4,291,696.00	\$ 4,320,251.00
Non-Personnel:	\$ 488,045.00	\$ 439,188.00
Total Expenditures:	\$ 4,779,741.00	\$ 4,759,439.00

English Language Learners: 5%
 Special Education: 12%
 Free and Reduced Lunch: 78%

At King/Robinson, we equip students to be global citizens!

The school's magnet program equips students with skills, attitudes, and knowledge to become 21st century global citizens.

As IB learners, students learn to be critical thinkers, open-minded, and reflective about the role and potential for technology and STEM in the world around them.

Through inquiry-based learning, students will use their skills to take actions that lead to positive contributions to the world.



"I love designing and building in the STEM Lab." -Marc, Grade 6
 "I love how our school welcomes and invites other cultures so that we can learn about other people." - Kashera, Grade 6

STAFFING & ENROLLMENT

Certified Staff			Enrollment			Non-Certified Staff		
	Actual 18/19	Proposed 19/20	Grade Level	Actual 18/19	Proposed 19/20		Actual 18/19	Proposed 19/20
Principals	1	1	Pre-K	58	60	Clerical Support	2	2
Assistant Principals	1	1	K	43	43	Business Manager	1	1
Pre-K School	3	3	1	45	43	Paraprofessionals:		
Grades K-6 Classroom	19	16	2	52	44	Grades K-1	4	4
Math	2	2	3	42	52	Pre-K School	6	4
Bilingual/ESOL	0	0	4	51	42	SPED Para	2	2
Reading/Language Arts	2	2	5	53	50	Youth & Family Support	3	3
Science	1	1	6	63	53	School Security	1	1
Social Studies/History	1	1	7	54	63	Custodian	2	2
English	1	1	8	48	54			
World Language	3	3	9					
Art	1	1	10					
Music	1	1	11					
Career/Tech Ed	1	1	12					
Physical Education	2	2						
Library Media	0.5	0						
Special Education	4	4						
Speech	0.2	0.2						
Coach - Math	1	1						
Coach - Literacy	1	1						
Other- Magnet Resource	2	2						
School Counselor	0.5	1						
Social Worker	1	1						
School Psychologist	0.6	0.6						
School Climate Specialist								
Total	49.8	46.8	Total	509	504	Total	21	19

	Actual	Proposed
Staffing Total	70.8	65.8

Instructional Staff:	45.7	42.2
Students Per Instructional Staff:	11.1	11.9

Note: Due to estimated budget expenditures, this budget is subject to modifications(+/-).

	Adjusted FY 18/19		Proposed FY 19/20		Difference (+ / -)	
General Funds						
CERTIFIED STAFF	\$ 1,791,855	23.8	\$ 1,795,725	20.8	\$ 3,870	-3
NON-CERTIFIED STAFF	\$ 247,258	6	\$ 212,494	4	\$ (34,764)	-2
50136 PART TIME STAFF	\$ 16,457		\$ 14,630		\$ (1,827)	
Total Salaries	\$ 2,055,570	29.8	\$ 2,022,849	24.8	\$ (32,721)	-5
Non-Personnel						
55512 ED. SUPPLY INVENTORY	\$ 15,000		\$ 15,000		\$ -	
55520 GENERAL/OFFICE SUPPLY	\$ 7,170		\$ 5,000		\$ (2,170)	
55531 TEXTBOOKS	\$ 8,687		\$ 6,260		\$ (2,427)	
Total Non-Personnel	\$ 30,857		\$ 26,260		\$ (4,597)	
Total General Funds	\$ 2,086,427	29.8	\$ 2,049,109	24.8	\$ (37,318)	-5
InterDistrict Funds						
CERTIFIED STAFF	\$ 1,582,682	25	\$ 1,629,425	25	\$ 46,743	0
NON-CERTIFIED STAFF	\$ 196,243	7	\$ 197,155	7	\$ 912	0
50136 PART TIME STAFF	\$ 108,812		\$ 105,000		\$ (3,812)	
Total Salaries	\$ 1,887,737	32	\$ 1,931,580	32	\$ 43,843	0
Non-Personnel						
56694 OTHER CONTRACTUAL SERVICES	\$ 17,718		\$ 18,000		\$ 282	
Total Non-Personnel	\$ 17,718		\$ 18,000		\$ 282	
Total Interdistrict Funds	\$ 1,905,455	32	\$ 1,949,580	32	\$ 44,125	0
Special Funds						
CERTIFIED STAFF	\$ 69,782	1	\$ 69,952	1	\$ 170	0
NON-CERTIFIED STAFF	\$ 193,534	8	\$ 193,534	8	\$ -	0
50148 CURRICULUM DEVELOPMENT	\$ 20,000		\$ 15,000		\$ (5,000)	
51809 HEALTH INSURANCE	\$ 56,496		\$ 75,252		\$ 18,756	
58852 FICA/MEDICARE EMPLOYER CONTRIB	\$ 6,921		\$ 9,395		\$ 2,474	
59933 WORKERS COMPENSATION	\$ 1,656		\$ 2,689		\$ 1,033	
Total Salaries	\$ 348,389	9	\$ 365,822	9	\$ 17,433	0
Non-Personnel						
53330 BUSINESS TRAVEL	\$ 43,108		\$ 20,641		\$ (22,467)	
54411 EQUIPMENT	\$ 14,697		\$ 16,083		\$ 1,386	
54413 COMPUTER EQUIPMENT	\$ 111,188		\$ 97,756		\$ (13,432)	
55100 MATERIALS & SUPPLIES INSTRUCTN	\$ 62,000		\$ 100,571		\$ 38,571	
55574 OTHER MATERIALS & SUPPLIES	\$ 5,604		\$ 8,604		\$ 3,000	
55576 OTHER	\$ 19,000		\$ 24,200		\$ 5,200	
56694 OTHER CONTRACTUAL SERVICES	\$ 120,173		\$ 97,073		\$ (23,100)	
56904 TUTORS	\$ 63,700		\$ 30,000		\$ (33,700)	
Total Non-Personnel	\$ 439,470		\$ 394,928		\$ (44,542)	
Total Special Funds	\$ 787,859	9	\$ 760,750	9	\$ (27,109)	0
Grand Total All Funds	\$ 4,779,741	70.8	\$ 4,759,439	65.8	\$ (20,302)	-5

Note: Due to estimated budget expenditures, this budget is subject to modifications(+/-).

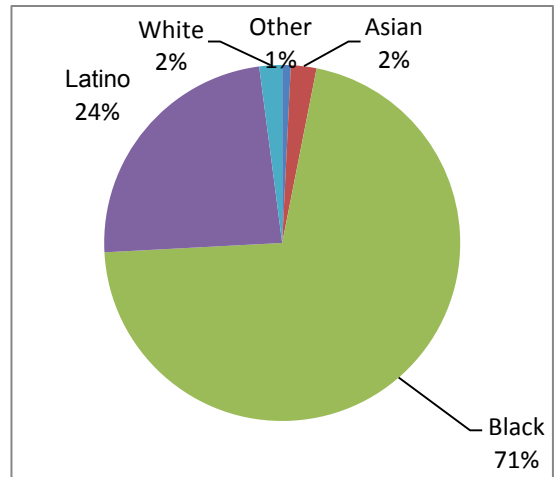


Student Performance

	2016-17	2017-18
Math	29%	8%
ELA	23%	19%

Percent of students achieving Proficient or better on Smarter Balanced Assessment in Grades 3-8 and/or SAT in Grade 11

Student Demographics



All Funds Budget Summary

	Adjusted 18-19	Proposed 19-20
FT Personnel:	\$ 2,959,078.00	\$ 2,845,358.00
Non-Personnel:	\$ 521,778.00	\$ 302,145.00
Total Expenditures:	\$ 3,480,856.00	\$ 3,147,503.00

English Language Learners: 3%
 Special Education: 22%
 Free and Reduced Lunch: 78%

At Lincoln-Bassett, Eagles SOAR and failure is not an option.

Lincoln-Bassett Community School is a school where family comes first. We welcome parent and community involvement to meet the needs of all our students.

This school has interactive white boards in every classroom, and students in grades 1-6 have individually assigned Chromebooks to access interventions, enrichment and classroom assignments.

Students in kindergarten have use of both iPads and Chromebooks to access specific developmentally appropriate content.

At Lincoln-Bassett teachers strive to challenge students with project-based learning opportunities that allow students to be leaders in their own learning.



*"Because of my school I know I am 100% ready for my future."
 - Xavier, Grade 6*

STAFFING & ENROLLMENT

Certified Staff			Enrollment			Non-Certified Staff		
	Actual 18/19	Proposed 19/20	Grade Level	Actual 18/19	Proposed 19/20		Actual 18/19	Proposed 19/20
Principals	1	1	Pre-K	41	39	Clerical Support	2	2
Assistant Principals	0	1	K	63	65	Paraprofessionals:		
Pre-K School	0	0	1	57	65	Grades K-1	6	6
Grades K-6 Classroom	18	16	2	49	58	Pre-K School	4	4
Math	0	0	3	41	53	SPED Para	4	4
Bilingual/ESOL	0	0	4	48	41	Youth & Family Support	2	2
Reading/Language Arts	0	0	5	47	47	School Security	1	1
Science	0	0	6	41	48	Custodian	1	1
Social Studies/History	0	0	7					
English	0	0	8					
World Language	0	0	9					
Art	1	1	10					
Music	0	0	11					
Career/Tech Ed	0	0	12					
Physical Education	1	1						
Library Media	0	0						
Special Education	7	7						
Speech	0.4	0.4						
Coach - Math	1	1						
Coach - Literacy	1	1						
Other								
School Counselor	1	1						
Social Worker	1	1						
School Psychologist	0.6	0.6						
School Climate Specialist	1	1						
Total	34	33	Total	387	416	Total	20	20

	Actual	Proposed
Staffing Total	54	53

Instructional Staff:	29.4	27.4
Students Per Instructional Staff:	13.2	15.2

Note: Due to estimated budget expenditures, this budget is subject to modifications(+/-).

	Adjusted FY 18/19		Proposed FY 19/20		Difference (+ / -)				
General Funds									
CERTIFIED STAFF	\$	2,127,878	33	\$	2,066,933	32	\$	(60,945)	-1
NON-CERTIFIED STAFF	\$	358,597	10	\$	412,729	11	\$	54,132	1
50136 PART TIME STAFF	\$	22,408		\$	34,000		\$	11,592	
Total Salaries	\$	2,508,883	43	\$	2,513,662	43	\$	4,779	0
Non-Personnel									
54415 FURNITURE	\$	3,000		\$	9,500		\$	6,500	
55520 GENERAL/OFFICE SUPPLY	\$	13,151		\$	5,000		\$	(8,151)	
Total Non-Personnel	\$	18,651		\$	17,000		\$	(1,651)	
Total General Funds	\$	2,527,534	43	\$	2,530,662	43	\$	3,128	0
InterDistrict Funds									
Total Interdistrict Funds	\$	-	0	\$	-	0	\$	-	0
Special Funds									
CERTIFIED STAFF	\$	48,901	1	\$	50,440	1	\$	1,539	0
NON-CERTIFIED STAFF	\$	285,343	10	\$	262,590	9	\$	(22,753)	-1
50136 PART TIME STAFF	\$	103,885		\$	17,000		\$	(86,885)	
58852 FICA/MEDICARE EMPLOYER CONTRIB	\$	10,701		\$	1,550		\$	(9,151)	
59933 WORKERS COMPENSATION	\$	1,365		\$	116		\$	(1,249)	
Total Salaries	\$	450,195	11	\$	331,696	10	\$	(118,499)	-1
Non-Personnel									
54413 COMPUTER EQUIPMENT	\$	73,000		\$	64,000		\$	(9,000)	
55100 MATERIALS & SUPPLIES INSTRUCTN	\$	247,227		\$	89,845		\$	(157,382)	
56694 OTHER CONTRACTUAL SERVICES	\$	182,900		\$	131,300		\$	(51,600)	
Total Non-Personnel	\$	503,127		\$	285,145		\$	(217,982)	
Total Special Funds	\$	953,322	11	\$	616,841	10	\$	(336,481)	-1
Grand Total All Funds	\$	3,480,856	54	\$	3,147,503	53	\$	(333,353)	-1

Note: Due to estimated budget expenditures, this budget is subject to modifications(+/-).





New Haven Public Schools

Grades: PreK-8

John S. Martinez Sea and Sky STEM Magnet School
 100 James Street New Haven, CT 06513
 (475) 220-2000

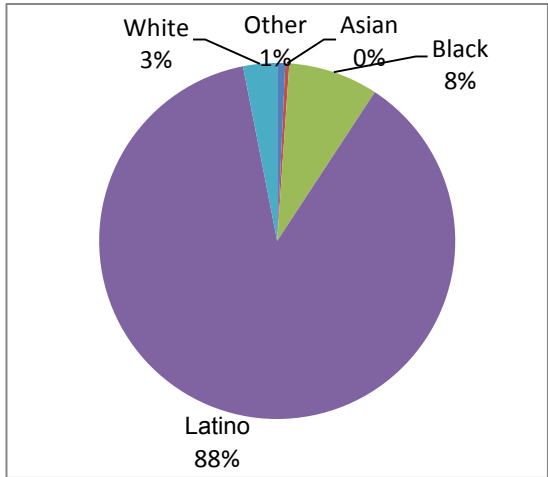
Enrollment: 552

Student Performance

	2016-17	2017-18
Math	22%	20%
ELA	24%	33%

Percent of students achieving Proficient or better on Smarter Balanced Assessment in Grades 3-8 and/or SAT in Grade 11

Student Demographics



All Funds Budget Summary

	Adjusted 18-19	Proposed 19-20
FT Personnel:	\$ 3,441,322.00	\$ 3,323,301.00
Non-Personnel:	\$ 869,782.00	\$ 666,731.00
Total Expenditures:	\$ 4,311,104.00	\$ 3,990,032.00

English Language Learners: 42%
 Special Education: 11%
 Free and Reduced Lunch: 83%

At John S. Martinez, students SOAR to success to reach their goals!

This school promotes an innovative, supportive, and rigorous thinking environment, where all students succeed and achieve academically and socially.

Students explore the hydrosphere, atmosphere, space, and human impact on the sea and sky in student-centered classrooms that utilize a STEM based approach.

The school provides a variety of opportunities to increase engagement, academic awareness, English language acquisition, and social emotional learning all while fostering a growth mindset.

By educating the whole child, we provide students the necessary skills to be problem solvers, innovative thinkers, and understand how their actions impact the world around them.



John Martinez Students

STAFFING & ENROLLMENT

Certified Staff			Enrollment			Non-Certified Staff		
	Actual 18/19	Proposed 19/20	Grade Level	Actual 18/19	Proposed 19/20		Actual 18/19	Proposed 19/20
Principals	1	1	Pre-K	52	47	Clerical Support	1	1
Assistant Principals	1	1	K	52	51	Paraprofessionals:		
Pre-K School	2	2	1	51	51	Grades K-1	4	4
Grades K-6 Classroom	15	15	2	52	52	Pre-K School	5	3
Math	1	1	3	51	52	SPED Para	2	2
Bilingual/ESOL	2	2	4	53	47	Youth & Family Support	0	0
Reading/Language Arts			5	54	53	School Security	1	1
Science	1	1	6	55	54	Custodian	2	2
Social Studies/History	1	1	7	78	55			
English	2	2	8	54	77			
World Language	1	1	9					
Art	1	1	10					
Music	2	2	11					
Career/Tech Ed			12					
Physical Education								
Library Media								
Special Education	3	3						
Speech	0.2	0.2						
Coach - Math								
Coach - Literacy								
Other-Magnet Resource	2	0						
School Counselor	2	2						
Social Worker	1	1						
School Psychologist	0.4	0.4						
School Climate Specialist								
Total	38.6	36.6	Total	552	539	Total	15	13

	Actual	Proposed
Staffing Total	53.6	49.6

Instructional Staff:	33.2	31.2
Students Per Instructional Staff:	16.6	17.3

Note: Due to estimated budget expenditures, this budget is subject to modifications(+/-).

	Adjusted FY 18/19		Proposed FY 19/20		Difference (+ / -)	
General Funds						
CERTIFIED STAFF	\$ 2,579,135	35.6	\$ 2,495,841	33.6	\$ (83,294)	-2
NON-CERTIFIED STAFF	\$ 295,065	8	\$ 305,006	8	\$ 9,941	0
50136 PART TIME STAFF	\$ 22,926		\$ 25,000		\$ 2,074	
Total Salaries	\$ 2,897,126	43.6	\$ 2,825,847	41.6	\$ (71,279)	-2
Non-Personnel						
55512 ED. SUPPLY INVENTORY	\$ 20,223		\$ 41,079		\$ 20,856	
Total Non-Personnel	\$ 20,223		\$ 41,079		\$ 20,856	
Total General Funds	\$ 2,917,349	43.6	\$ 2,866,926	41.6	\$ (50,423)	-2
InterDistrict Funds						
Total Interdistrict Funds	\$ -	0	\$ -	0	\$ -	0
Special Funds						
CERTIFIED STAFF	\$ 213,464	3	\$ 90,606	1	\$ (122,858)	-2
NON-CERTIFIED STAFF	\$ 221,116	7	\$ 221,116	7	\$ -	0
50148 CURRICULUM DEVELOPMENT	\$ 46,000		\$ 20,000		\$ (26,000)	
51809 HEALTH INSURANCE	\$ 54,813		\$ 19,137		\$ (35,676)	
58852 FICA/MEDICARE EMPLOYER CONTRIB	\$ 7,005		\$ 4,973		\$ (2,032)	
59933 WORKERS COMPENSATION	\$ 1,798		\$ 1,376		\$ (422)	
Total Salaries	\$ 544,196	10	\$ 357,208	8	\$ (186,988)	-2
Non-Personnel						
53330 BUSINESS TRAVEL	\$ 45,076		\$ 29,001		\$ (16,075)	
54411 EQUIPMENT	\$ 20,000		\$ 17,491		\$ (2,509)	
54413 COMPUTER EQUIPMENT	\$ 215,999		\$ 175,907		\$ (40,092)	
55100 MATERIALS & SUPPLIES INSTRUCTN	\$ 224,225		\$ 214,947		\$ (9,278)	
55574 OTHER MATERIALS & SUPPLIES	\$ 21,109		\$ 21,109		\$ -	
55576 OTHER	\$ 28,950		\$ 17,735		\$ (11,215)	
56694 OTHER CONTRACTUAL SERVICES	\$ 228,600		\$ 139,462		\$ (89,138)	
56904 TUTORS	\$ 65,600		\$ 10,000		\$ (55,600)	
Total Non-Personnel	\$ 849,559		\$ 625,652		\$ (223,907)	
Total Special Funds	\$ 1,393,755	10	\$ 982,860	8	\$ (410,895)	-2
Grand Total All Funds	\$ 4,311,104	53.6	\$ 3,849,786	49.6	\$ (461,318)	-4

Note: Due to estimated budget expenditures, this budget is subject to modifications(+/-).

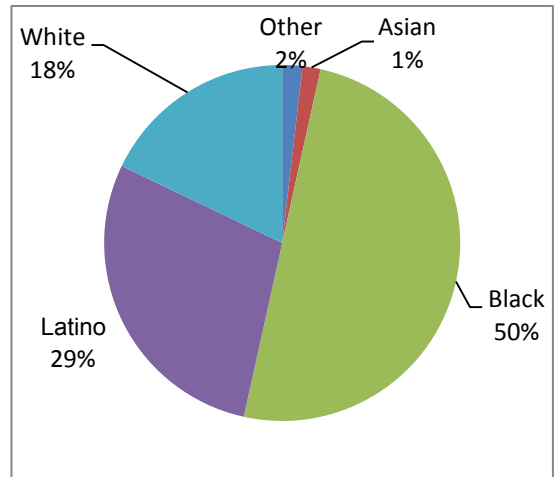


Student Performance

	2016-17	2017-18
Math	40%	46%
ELA	49%	55%

Percent of students achieving Proficient or better on Smarter Balanced Assessment in Grades 3-8 and/or SAT in Grade 11

Student Demographics



All Funds Budget Summary

	Adjusted 18-19	Proposed 19-20
FT Personnel:	\$ 4,152,706.00	\$ 4,255,831.00
Non-Personnel:	\$ 64,079.00	\$ 63,000.00
Total Expenditures:	\$ 4,216,785.00	\$ 4,318,831.00

English Language Learners: 10%
 Special Education: 14%
 Free and Reduced Lunch: 70%

At Mauro-Sheridan, students achieve the extraordinary together!

This school provides an exciting, positive, and caring place where all children are challenged to succeed at their highest level.

Students love getting to know each other through hands-on projects and STEAM activities that complement the spirit of inquiry at MASH.

The school community celebrates science, technology and communications and the magnet themes enriches how students learn so that every day they investigate problems, embrace challenges and think outside the box.

At Mauro-Sheridan students develop and grow a great deal over the course of the year. It is wonderful to watch them as they expand their knowledge and prepare for the future!



"I love being part of the morning news. I'm the audio-mixer but I also make sure that the team is focused. I've learned how to work on a real-world project at Mauro-Sheridan." - Serina, Grade 6

STAFFING & ENROLLMENT

Certified Staff			Enrollment			Non-Certified Staff		
	Actual 18/19	Proposed 19/20	Grade Level	Actual 18/19	Proposed 19/20		Actual 18/19	Proposed 19/20
Principals	1	1	Pre-K	59	60	Clerical Support	1	1
Assistant Principals	1	1	K	48	48	Business Manager	1	1
Pre-K School	3	3	1	50	48	Paraprofessionals:		
Grades K-6 Classroom	16	16	2	47	50	Grades K-1	4	4
Math	2	2	3	52	49	Pre-K School	5	4
Bilingual/ESOL	0.6	0.6	4	71	52	SPED Para	2	2
Reading/Language Arts	3	2	5	70	70	Youth & Family Support	1	1
Science	2	2	6	52	71	School Security	1	1
Social Studies/History	2	2	7	49	53	Custodian	2	2
English	1	1	8	50	49			
World Language	2	2	9					
Art	2	1	10					
Music	2	2	11					
Career/Tech Ed	0	0	12					
Physical Education	2	2						
Library Media	1	0.5						
Special Education	4	4						
Speech	0.6	0.6						
Coach - Math	1	1						
Coach - Literacy	0	0						
Other-Magnet Resource	1	1						
School Counselor	0.5	1						
Social Worker	1	1						
School Psychologist	0.6	0.6						
School Climate Specialist								
Total	49.3	47.3	Total	548	550	Total	17	16


	Actual	Proposed
Staffing Total	66.3	63.3

Instructional Staff:	45.2	42.7
Students Per Instructional Staff:	12.1	12.9

Note: Due to estimated budget expenditures, this budget is subject to modifications(+/-).

	Adjusted FY 18/19		Proposed FY 19/20		Difference (+ / -)	
General Funds						
CERTIFIED STAFF	\$ 1,920,978	26.3	\$ 1,758,617	23.3	\$ (162,361)	-3
NON-CERTIFIED STAFF	\$ 185,921	4	\$ 194,733	4	\$ 8,812	0
50136 PART TIME STAFF	\$ 15,241		\$ 14,262		\$ (979)	
Total Salaries	\$ 2,122,140	30.3	\$ 1,967,612	27.3	\$ (154,528)	-3
Non-Personnel						
Total Non-Personnel	\$ -		\$ -		\$ -	
Total General Funds	\$ 2,122,140	30.3	\$ 1,967,612	27.3	\$ (154,528)	-3
InterDistrict Funds						
CERTIFIED STAFF	\$ 1,468,130	22	\$ 1,501,733	22	\$ 33,603	0
NON-CERTIFIED STAFF	\$ 301,872	11	\$ 304,734	11	\$ 2,862	0
50136 PART TIME STAFF	\$ 156,920		\$ 166,200		\$ 9,280	
Total Salaries	\$ 1,926,922	33	\$ 1,972,667	33	\$ 45,745	0
Non-Personnel						
54413 COMPUTER EQUIPMENT	\$ 15,833		\$ 16,000		\$ 167	
55100 MATERIALS & SUPPLIES INSTRUCTN	\$ 16,654		\$ 12,000		\$ (4,654)	
55101 MATERIALS & SUPPLIES ADMIN	\$ 1,112		\$ 2,000		\$ 888	
55531 TEXTBOOKS	\$ 13,714		\$ 14,000		\$ 286	
56613 COMMUNICATIONS/WEBSITES	\$ 1,000		\$ 2,000		\$ 1,000	
56694 OTHER CONTRACTUAL SERVICES	\$ 1,470		\$ 2,000		\$ 530	
56697 OTHER PURCHASED SERVICES BOE	\$ 14,296		\$ 15,000		\$ 704	
Total Non-Personnel	\$ 64,079		\$ 63,000		\$ (1,079)	
Total Interdistrict Funds	\$ 1,991,001	33	\$ 2,035,667	33	\$ 44,666	0
Special Funds						
CERTIFIED STAFF	\$ 51,503	1	\$ 53,042	1	\$ 1,539	0
NON-CERTIFIED STAFF	\$ 52,141	2	\$ 52,141	2	\$ -	0
Total Salaries	\$ 103,644	3	\$ 105,183	3	\$ 1,539	0
Non-Personnel						
Total Non-Personnel	\$ -		\$ -		\$ -	
Total Special Funds	\$ 103,644	3	\$ 105,183	3	\$ 1,539	0
Grand Total All Funds	\$ 4,216,785	66.3	\$ 4,108,462	63.3	\$ (108,323)	-3

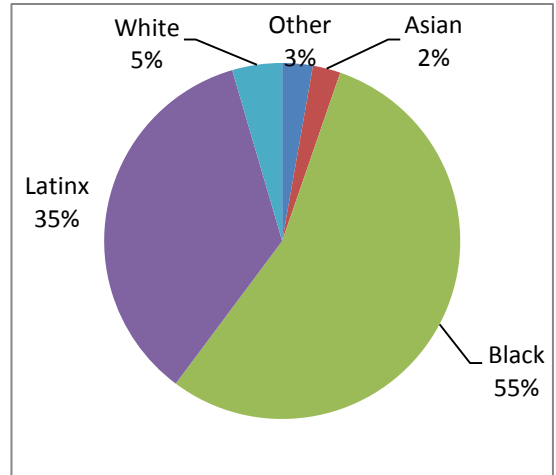
Note: Due to estimated budget expenditures, this budget is subject to modifications(+/-).



All Funds Budget Summary

	Adjusted 18-19	Proposed 19-20
FT Personnel:	\$ 3,125,392.00	\$ 3,196,205.00
Non-Personnel:	\$ 20,463.00	\$ 28,529.00
Total Expenditures:	\$ 3,145,855.00	\$ 3,224,734.00

Student Demographics



English Language Learners: 0%
 Special Education: 21%
 Free and Reduced Lunch: 57%

Dr. Reginald Mayo Early Childhood Center provides hands-on learning opportunities for children 2.9 thru 4 years old.

It is the belief of this school that quality instruction and investigation are essential to inspire curiosity, independence and a life-long love of learning.

This school enrolls 488 students and has 28 classrooms, which include 6 self-contained special education and two bi-lingual classrooms.

Students thrive via inquiry and hands on learning at the Dr. Reginald Mayo Early Childhood Center.



Students hard at work at Dr. Reginald Mayo Early Learning Center.

STAFFING & ENROLLMENT

Certified Staff			Enrollment			Non-Certified Staff		
	Actual 18/19	Proposed 19/20	Grade Level	Actual 18/19	Proposed 19/20		Actual 18/19	Proposed 19/20
Principals	1	1	Pre-K	398	386	Clerical Support		
Assistant Principals	1	1	K			Paraprofessionals:		
Pre-K School	19	19	1			Grades K-1		
Grades K-6 Classroom			2			Pre-K School	22	22
Math			3			SPED Para	6	6
Bilingual/ESOL	1	1	4			Social Worker	4	4
Reading/Language Arts			5			BOE Nurses	2	2
Science			6			Youth & Family Support	5	5
Social Studies/History			7			School Security	1	1
English			8			Custodian	1	1
World Language			9					
Art			10					
Music	1	1	11					
Career/Tech Ed			12					
Physical Education	1	1						
Library Media								
Special Education	3	3						
Speech								
Coach - Math								
Coach - Literacy	2	2						
Guidance								
Other								
School Counselors								
Social Worker	0	0						
School Psychologist								
School Climate Specialist								
Total	29	29	Total	398	386	Total	41	41

	Actual	Proposed
Staffing Total	70	70

Instructional Staff:	27	27
Students Per Instructional Staff:	14.7	14.3

Note: Due to estimated budget expenditures, this budget is subject to modifications(+/-).

	Adjusted FY 18/19		Proposed FY 19/20		Difference (+ / -)				
General Funds									
CERTIFIED STAFF	\$	1,160,092	16	\$	1,194,775	16	\$	34,683	0
NON-CERTIFIED STAFF	\$	146,944	4	\$	155,597	4	\$	8,653	0
50136 PART TIME STAFF	\$	20,462		\$	16,264		\$	(4,198)	
Total Salaries	\$	1,327,498	20	\$	1,366,636	20	\$	39,138	0
Non-Personnel									
53310 MILEAGE	\$	200		\$	300		\$	100	
53330 BUSINESS TRAVEL	\$	1,263		\$	1,250		\$	(13)	
54411 EQUIPMENT	\$	2,000		\$	2,000		\$	-	
54415 FURNITURE	\$	1,000		\$	2,000		\$	1,000	
55100 MATERIALS & SUPPLIES INSTRUCTN	\$	8,000		\$	14,979		\$	6,979	
55101 MATERIALS & SUPPLIES ADMIN	\$	500		\$	500		\$	-	
55520 GENERAL/OFFICE SUPPLY	\$	5,000		\$	5,000		\$	-	
56694 OTHER CONTRACTUAL SERVICES	\$	2,500		\$	2,500		\$	-	
Total Non-Personnel	\$	20,463		\$	28,529		\$	8,066	
Total General Funds	\$	1,347,961	20	\$	1,395,165	20	\$	47,204	0
InterDistrict Funds									
Total Interdistrict Funds	\$	-	0	\$	-	0	\$	-	0
Special Funds									
CERTIFIED STAFF	\$	768,161	13	\$	793,558	13	\$	25,397	0
NON-CERTIFIED STAFF	\$	1,029,733	37	\$	1,036,011	37	\$	6,278	0
Total Salaries	\$	1,797,894	50	\$	1,829,569	50	\$	31,675	0
Non-Personnel									
Total Non-Personnel	\$	-		\$	-		\$	-	
Total Special Funds	\$	1,797,894	50	\$	1,829,569	50	\$	31,675	0
Grand Total All Funds	\$	3,145,855	70	\$	3,224,734	70	\$	78,879	0

Note: Due to estimated budget expenditures, this budget is subject to modifications(+/-).





New Haven Public Schools

Grades: 9-12

Metropolitan Business Academy
 115 Water Street New Haven, CT 06511
 (475) 220-7700

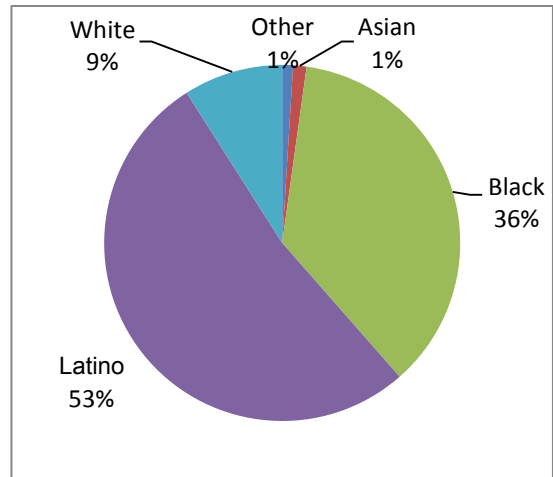
Enrollment: 410

Student Performance

	2016-17	2017-18
Math	15%	4%
ELA	37%	34%

Percent of students achieving Proficient or better on Smarter Balanced Assessment in Grades 3-8 and/or SAT in Grade 11

Student Demographics



All Funds Budget Summary

	Adjusted 18-19	Proposed 19-20
FT Personnel:	\$ 3,119,451.00	\$ 2,977,546.00
Non-Personnel:	\$ 62,518.00	\$ 53,500.00
Total Expenditures:	\$ 3,181,969.00	\$ 3,031,046.00

English Language Learners: 9%
 Special Education: 10%
 Free and Reduced Lunch: 77%

At Metropolitan, students become self-directed, 21st century learners.

Metropolitan Business Academy is a full college preparatory program that offers students four academic paths of study.

These pathways are supported by the 21st Century Competencies. Metropolitan is committed to offering students opportunities to apply its core values of Innovation, Integrity and Involvement through project-based learning using state of the art technology, student leadership positions, internships, and community service.

We are committed to ensuring all students realize their full educational potential by providing supportive, innovative and rigorous instruction in a safe school environment.



"One thing I love about Metro is how the teachers are engaging and recognize where you are with your learning. The teachers give you detailed feedback, so you can redo work and achieve your goals." - Kalis, Class of 2022

STAFFING & ENROLLMENT

Certified Staff			Enrollment			Non-Certified Staff		
	Actual 18/19	Proposed 19/20	Grade Level	Actual 18/19	Proposed 19/20		Actual 18/19	Proposed 19/20
Principals	1	1	Pre-K			Clerical Support	2	2
Assistant Principals	1	1	K			Business Manager	1	1
Pre-K School	0	0	1			Paraprofessionals: Grades K-1		
Grades K-6 Classroom	0	0	2			Pre-K School		
Math	5	4	3			SPED Para		
Bilingual/ESOL	0	0	4			Youth & Family Support	2	2
Reading/Language Arts	0	0	5			School Security	2	2
Science	5	4	6			Custodian	2	2
Social Studies/History	5	5	7					
English	5	4	8					
World Language	3	3	9	91	90			
Art	0	0	10	118	90			
Music/Drama	1	1	11	104	117			
Career/Tech Ed	3	3	12	97	103			
Physical Education	0	0						
Library Media	0	0						
Special Education	3	3						
Speech	0.2	0.2						
Coach - Math	1	1						
Coach - Literacy	0	0						
Other								
School Counselor	2	2						
Social Worker	1	1						
School Psychologist	0.2	0.2						
School Climate Specialist								
Total	36.4	33.4	Total	410	400	Total	9	9

	Actual	Proposed
Staffing Total	45.4	42.4

Instructional Staff:	31.2	28.2
Students Per Instructional Staff:	13.1	14.2

Note: Due to estimated budget expenditures, this budget is subject to modifications(+/-).

	Adjusted FY 18/19		Proposed FY 19/20		Difference (+ / -)	
General Funds						
CERTIFIED STAFF	\$	1,294,440 16.4	\$	1,111,761 13.4	\$	(182,679) -3
NON-CERTIFIED STAFF	\$	297,338 7	\$	316,221 7	\$	18,883 0
Total Salaries	\$	1,591,778 23.4	\$	1,427,982 20.4	\$	(163,796) -3
Non-Personnel						
54411 EQUIPMENT	\$	3,000	\$	2,000	\$	(1,000)
55512 ED. SUPPLY INVENTORY	\$	21,137	\$	9,500	\$	(11,637)
55520 GENERAL/OFFICE SUPPLY	\$	9,319	\$	8,000	\$	(1,319)
Total Non-Personnel	\$	33,456	\$	19,500	\$	(13,956)
Total General Funds	\$	1,625,234 23.4	\$	1,447,482 20	\$	(177,752) -3
InterDistrict Funds						
CERTIFIED STAFF	\$	1,304,519 19	\$	1,339,053 19	\$	34,534 0
NON-CERTIFIED STAFF	\$	85,184 2	\$	87,813 2	\$	2,629 0
50136 PART TIME STAFF	\$	59,894	\$	41,860	\$	(18,034)
Total Salaries	\$	1,449,597 21	\$	1,468,726 21	\$	19,129 0
Non-Personnel						
54411 EQUIPMENT	\$	1,195	\$	6,000	\$	4,805
55100 MATERIALS & SUPPLIES INSTRUCTN	\$	20,306	\$	20,000	\$	(306)
55101 MATERIALS & SUPPLIES ADMIN	\$	3,000	\$	3,000	\$	-
55531 TEXTBOOKS	\$	4,561	\$	5,000	\$	439
Total Non-Personnel	\$	29,062	\$	34,000	\$	4,938
Total Interdistrict Funds	\$	1,478,659 21	\$	1,502,726 21	\$	24,067 0
Special Funds						
CERTIFIED STAFF	\$	78,076 1	\$	80,838 1	\$	2,762 0
Total Salaries	\$	78,076 1	\$	80,838 1	\$	2,762 0
Non-Personnel						
Total Non-Personnel	\$	-	\$	-	\$	-
Total Special Funds	\$	78,076 1	\$	80,838 1	\$	2,762 0
Grand Total All Funds	\$	3,181,969 45.4	\$	3,031,046 42	\$	(150,923) -3

Note: Due to estimated budget expenditures, this budget is subject to modifications(+/-).

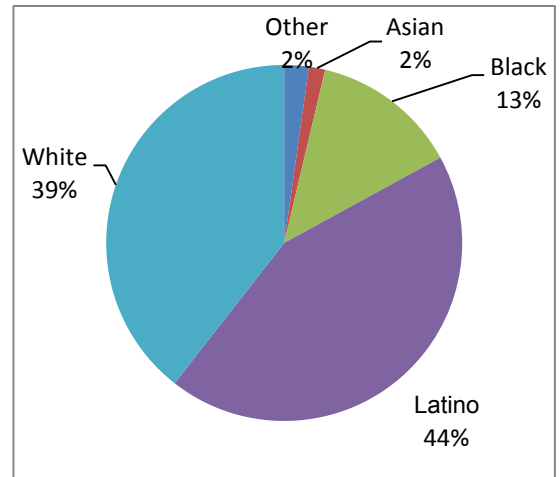


Student Performance

	2016-17	2017-18
Math	38%	40%
ELA	53%	50%

Percent of students achieving Proficient or better on Smarter Balanced Assessment in Grades 3-8 and/or SAT in Grade 11

Student Demographics



All Funds Budget Summary

	Adjusted 18-19	Proposed 19-20
FT Personnel:	\$ 3,997,134.00	\$ 3,953,228.00
Non-Personnel:	\$ 37,338.00	\$ 37,371.00
Total Expenditures:	\$ 4,034,472.00	\$ 3,990,599.00

English Language Learners: 8%
Special Education: 17%
Free and Reduced Lunch: 56%

We are Nathan Hale, where students and families can become their best selves.

We are Nathan Hale School. We focus on the development of academic, scientific, creative, performance arts, and health and wellness domains in order for whole child, whole human, whole family, and whole community development.



"Nathan Hale School taught me to be a good friend and high school is easy." – Graduate



STAFFING & ENROLLMENT

Certified Staff			Enrollment			Non-Certified Staff		
	Actual 18/19	Proposed 19/20	Grade Level	Actual 18/19	Proposed 19/20		Actual 18/19	Proposed 19/20
Principals	1	1	Pre-K	57	56	Clerical Support	1	1
Assistant Principals	1	1	K	49	49	Paraprofessionals:		
Pre-K School	4	4	1	48	49	Grades K-1	4	4
Grades K-6 Classroom	15	13	2	68	51	Pre-K School	5	5
Math	2	2	3	47	69	SPED Para	3	3
Bilingual/ESOL	1	1	4	57	47	Youth & Family Support	0	0
Reading/Language Arts	2	1	5	51	57	School Security	1	1
Science	1	1	6	54	52	Custodian	1	1
Social Studies/History	1	1	7	55	54			
English	2	2	8	54	54			
World Language	1	1	9					
Art	1	1	10					
Music	2	2	11					
Career/Tech Ed	1	1	12					
Physical Education	2	2						
Library Media	0	0						
Special Education	4	5						
Speech	1	1						
Coach - Math	1	1						
Coach - Literacy	1	1						
Other								
School Counselor	0.5	0.5						
Social Worker	1	1						
School Psychologist	0.6	0.6						
School Climate Specialist								
Total	46.1	44.1	Total	540	538	Total	15	15

	Actual	Proposed
Staffing Total	61.1	59.1

Instructional Staff:	42	40
Students Per Instructional Staff:	12.9	13.5

Note: Due to estimated budget expenditures, this budget is subject to modifications(+/-).

	Adjusted FY 18/19		Proposed FY 19/20		Difference (+ / -)			
General Funds								
CERTIFIED STAFF	\$	3,112,723	43.1	\$	3,053,965	41.1	\$ (58,758)	-2
NON-CERTIFIED STAFF	\$	353,281	11	\$	362,292	11	\$ 9,011	0
50136 PART TIME STAFF	\$	23,882		\$	21,986		\$ (1,896)	
50141 SEASONAL HELP	\$	-		\$	-		\$ -	
Total Salaries	\$	3,489,886	54.1	\$	3,438,243	52.1	\$ (51,643)	-2
Non-Personnel								
54411 EQUIPMENT	\$	4,278		\$	15,000		\$ 10,722	
55512 ED. SUPPLY INVENTORY	\$	14,588		\$	5,371		\$ (9,217)	
55520 GENERAL/OFFICE SUPPLY	\$	1,678		\$	2,000		\$ 322	
55531 TEXTBOOKS	\$	16,794		\$	15,000		\$ (1,794)	
Total Non-Personnel	\$	37,338		\$	37,371		\$ 33	
Total General Funds	\$	3,527,224	54.1	\$	3,475,614	52.1	\$ (51,610)	-2
InterDistrict Funds								
Total Interdistrict Funds	\$	-	0	\$	-	0	\$ -	0
Special Funds								
CERTIFIED STAFF	\$	252,383	3	\$	258,383	3	\$ 6,000	0
NON-CERTIFIED STAFF	\$	131,726	4	\$	131,706	4	\$ (20)	0
50136 PART TIME STAFF	\$	26,676		\$	26,676		\$ -	
50140 LONGEVITY	\$	2,326		\$	2,397		\$ 71	
51809 HEALTH INSURANCE	\$	73,135		\$	74,656		\$ 1,521	
51810 RETIREMENT CONTRIBUTION	\$	3,355		\$	3,355		\$ -	
58852 FICA/MEDICARE EMPLOYER CONTRIB	\$	16,206		\$	16,356		\$ 150	
59933 WORKERS COMPENSATION	\$	1,441		\$	1,456		\$ 15	
Total Salaries	\$	507,248	7	\$	514,985	7	\$ 7,737	0
Non-Personnel								
Total Non-Personnel	\$	-		\$	-		\$ -	
Total Special Funds	\$	507,248	7	\$	514,985	7	\$ 7,737	0
Grand Total All Funds	\$	4,034,472	61.1	\$	3,990,599	59.1	\$ (43,873)	-2

Note: Due to estimated budget expenditures, this budget is subject to modifications(+/-).





New Haven Public Schools

Grades: 9-12

New Haven Academy
 444 Orange Street New Haven, CT 06511
 (475) 220-6600

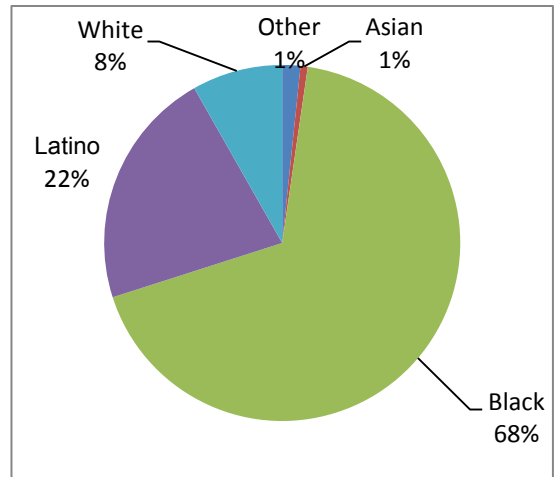
Enrollment: 304

Student Performance

	2016-17	2017-18
Math	17%	17%
ELA	50%	38%

Percent of students achieving Proficient or better on Smarter Balanced Assessment in Grades 3-8 and/or SAT in Grade 11

Student Demographics



All Funds Budget Summary

	Adjusted 18-19	Proposed 19-20
FT Personnel:	\$ 2,376,744.00	\$ 2,419,349.00
Non-Personnel:	\$ 29,146.00	\$ 14,500.00
Total Expenditures:	\$ 2,405,890.00	\$ 2,433,849.00

English Language Learners: 1%
 Special Education: 19%
 Free and Reduced Lunch: 63%

At New Haven Academy, students are challenged to think critically and get involved.

The mission of this school is to provide a rigorous education that prepares all students to succeed in college and become active citizens able to make informed decisions about their lives and their communities.

New Haven Academy has a racially, ethnically and economically diverse student body, provide individual attention for every student, and guides students through the difficult transition from middle school to high school.

New Haven Academy graduates are independent thinkers who ask critical questions and who develop and defend their own ideas.

New Haven Academy boasts a learning community in which all members -- staff, students and parents -- know each other well.



"I found what I had been missing at NHA... family. From the knowledge we shared, we were able to design projects that impacted the greater community. We were able to share our voices." – Kate, NHA '17

STAFFING & ENROLLMENT

Certified Staff			Enrollment			Non-Certified Staff		
	Actual 18/19	Proposed 19/20	Grade Level	Actual 18/19	Proposed 19/20		Actual 18/19	Proposed 19/20
Principals			Pre-K			Clerical Support	1	1
Assistant Principals			K			Paraprofessionals:		
Pre-K School			1			Grades K-1		
Grades K-6 Classroom			2			Pre-K School		
Math	5	4	3			SPED Para	2	2
Bilingual/ESOL	1		4			Youth & Family Support	2	1
Reading/Language Arts			5			School Security	2	2
Science	3	3	6			Custodian	2	2
Social Studies/History	4	3	7					
English	4	4	8					
World Language	1	2	9	91	90			
Art			10	89	90			
Music			11	69	90			
Career/Tech Ed			12	55	68			
Physical Education	1	1						
Library Media	1	1						
Special Education	2	3						
Speech	0.2	0.2						
Coach - Math								
Coach - Literacy								
Other-Magnet Resource	2	1						
School Counselor	1	1						
Social Worker	1	1						
School Psychologist	0.4	0.4						
School Climate Specialist								
Total	26.6	24.6	Total	304	338	Total	9	8

	Actual	Proposed
Staffing Total	35.6	32.6

Instructional Staff:	24.2	22.2
Students Per Instructional Staff:	12.6	15.2

Note: Due to estimated budget expenditures, this budget is subject to modifications(+/-).

	Adjusted FY 18/19		Proposed FY 19/20		Difference (+ / -)	
General Funds						
CERTIFIED STAFF	\$ 1,065,603	14.6	\$ 936,147	12.6	\$ (129,456)	-2
NON-CERTIFIED STAFF	\$ 253,785	7	\$ 270,241	7	\$ 16,456	0
50136 PART TIME STAFF	\$ 15,545		\$ 8,990		\$ (6,555)	
Total Salaries	\$ 1,334,933	21.6	\$ 1,215,378	19.6	\$ (119,555)	-2
Non-Personnel						
54413 COMPUTER EQUIPMENT	\$ 6,761		\$ 3,000		\$ (3,761)	
55512 ED. SUPPLY INVENTORY	\$ 16,123		\$ 7,500		\$ (8,623)	
55531 TEXTBOOKS	\$ 6,262		\$ 4,000		\$ (2,262)	
Total Non-Personnel	\$ 29,146		\$ 14,500		\$ (14,646)	
Total General Funds	\$ 1,364,079	21.6	\$ 1,229,878	19.6	\$ (134,201)	-2
InterDistrict Funds						
CERTIFIED STAFF	\$ 889,838	12	\$ 840,581	12	\$ (49,257)	0
NON-CERTIFIED STAFF	\$ 75,611	2	\$ 34,518	1	\$ (41,093)	-1
50136 PART TIME STAFF	\$ 76,362		\$ 76,362		\$ -	
Total Salaries	\$ 1,041,811	14	\$ 951,461	13	\$ (90,350)	-1
Non-Personnel						
Total Non-Personnel	\$ -		\$ -		\$ -	
Total Interdistrict Funds	\$ 1,041,811	14	\$ 951,461	13	\$ (90,350)	-1
Special Funds						
Total Special Funds	\$ -	0	\$ -	0	\$ -	0
Grand Total All Funds	\$ 2,405,890	35.6	\$ 2,181,339	32.6	\$ (224,551)	-3

Note: Due to estimated budget expenditures, this budget is subject to modifications(+/-).





New Haven Public Schools

Quinnipiac Real World Math STEM School
 460 Lexington Avenue New Haven, CT 06513
 (475) 220-4700

Grades: PreK-5

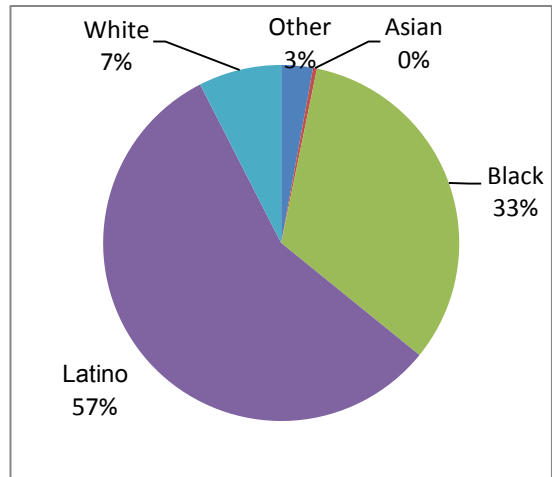
Enrollment: 279

Student Performance

	2016-17	2017-18
Math	18%	22%
ELA	18%	26%

Percent of students achieving Proficient or better on Smarter Balanced Assessment in Grades 3-8 and/or SAT in Grade 11

Student Demographics



All Funds Budget Summary

	Adjusted 18-19	Proposed 19-20
FT Personnel:	\$ 1,989,731.00	\$ 2,002,143.00
Non-Personnel:	\$ 23,854.00	\$ 12,200.00
Total Expenditures:	\$ 2,013,585.00	\$ 2,014,343.00

English Language Learners: 17%
 Special Education: 10%
 Free and Reduced Lunch: 70%

We are Quinnipiac, where hands-on learning solves real-world problems!

At Quinnipiac, the walls tell the story of a school that loves its students, families and staff.

With families and community at the heart, Quinnipiac provides students with a holistic experience both in and outside our school walls.

Quinnipiac provides students with the opportunity to be innovators, critical thinkers and responsible risk-takers who solve real-world problems through collaboration and exploration.

Whether investigating hands-on science or participating in fieldwork outside the classroom, students get in-depth exposure to a 21st Century education. Using technology as a tool for enrichment, Quinnipiac's students embrace an active role in their learning.



"I love it here-we have nice,hard working students and teachers who make school amazing. STEM is hard,but fun,so learning seems easy. I love the Lab where we build and record our findings!" - Yadriel,Grade 5

STAFFING & ENROLLMENT

Certified Staff			Enrollment			Non-Certified Staff		
	Actual 18/19	Proposed 19/20	Grade Level	Actual 18/19	Proposed 19/20		Actual 18/19	Proposed 19/20
Principals	1	1	Pre-K			Clerical Support	1	1
Assistant Principals			K	49	46	Paraprofessionals:		
Pre-K School			1	44	46	Grades K-1	7	5
Grades K-6 Classroom	12	12	2	46	47	Pre-K School	0	0
Math	0	0	3	49	48	SPED Para		
Bilingual/ESOL	0	0	4	39	49	Youth & Family Support	1	1
Reading/Language Arts	0	0	5	52	42	School Security	1	1
Science	1	1	6			Custodial	2	2
Social Studies/History	0	0	7					
English	0	0	8					
World Language	0	0	9					
Art	1	1	10					
Music	0.6	0.6	11					
Career/Tech Ed	0	0	12					
Physical Education	1	1						
Library Media	0	0						
Special Education	2	2						
Speech	0.4	0.4						
Coach - Math	1	1						
Coach - Literacy	1	1						
Other-Magnet Resource	1	1						
School Counselors	0	0						
Social Worker	1	1						
School Psychologist	0.4	0.4						
School Climate Specialist								
Total	23.4	23.4	Total	279	278	Total	12	10

	Actual	Proposed
Staffing Total	35.4	33.4

Instructional Staff:	20	20
Students Per Instructional Staff:	14.0	13.9

Note: Due to estimated budget expenditures, this budget is subject to modifications(+/-).

	Adjusted FY 18/19		Proposed FY 19/20		Difference (+ / -)	
General Funds						
CERTIFIED STAFF	\$	1,466,931 21.4	\$	1,512,592 21.4	\$	45,660 0
NON-CERTIFIED STAFF	\$	253,669 7	\$	217,698 5	\$	(35,971) -2
50136 PART TIME STAFF	\$	12,722	\$	11,361	\$	(1,361)
Total Salaries	\$	1,733,322 28.4	\$	1,741,651 26.4	\$	8,328 -2
Non-Personnel						
55512 ED. SUPPLY INVENTORY	\$	11,048	\$	5,500	\$	(5,548)
55520 GENERAL/OFFICE SUPPLY	\$	11,000	\$	5,500	\$	(5,500)
56683 STUDENT ACTIVITIES	\$	1,806	\$	1,200	\$	(606)
Total Non-Personnel	\$	23,854	\$	12,200	\$	(11,654)
Total General Funds	\$	1,757,176 28.4	\$	1,753,851 26.4	\$	(3,326) -2
InterDistrict Funds						
Total Interdistrict Funds	\$	- 0	\$	- 0	\$	- 0
Special Funds						
CERTIFIED STAFF	\$	126,673 2	\$	130,756 2	\$	4,083 0
NON-CERTIFIED STAFF	\$	129,736 5	\$	129,736 5	\$	- 0
Total Salaries	\$	256,409 7	\$	260,492 7	\$	4,083 0
Non-Personnel						
Total Non-Personnel	\$	-	\$	-	\$	-
Total Special Funds	\$	256,409 7	\$	260,492 7	\$	4,083 0
Grand Total All Funds	\$	2,013,585 35.4	\$	2,014,343 33.4	\$	757 -2

Note: Due to estimated budget expenditures, this budget is subject to modifications(+/-).





New Haven Public Schools

Grades: 8-12

Riverside Education Academy Magnet High School
 560 Ella Grasso Blvd New Haven, CT 06519
 (475) 220-6700

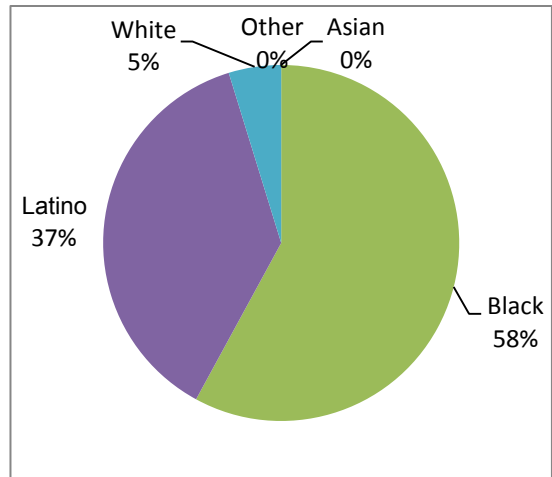
Enrollment: 126

Student Performance

	2016-17	2017-18
Math	0%	0%
ELA	13%	0%

Percent of students achieving Proficient or better on Smarter Balanced Assessment in Grades 3-8 and/or SAT in Grade 11

Student Demographics



All Funds Budget Summary

	Adjusted 18-19	Proposed 19-20
FT Personnel:	\$ 1,786,726.00	\$ 1,845,097.00
Non-Personnel:	\$ 14,060.00	\$ 9,500.00
Total Expenditures:	\$ 1,800,786.00	\$ 1,854,597.00

English Language Learners: 7%
 Special Education: 56%
 Free and Reduced Lunch: 96%


At Riverside, every child can be successful!

At Riverside Opportunity Magnet School, every child is interviewed before registration to be able to create a tailor-made curriculum that can serve every academic and social need.

This individualized attention really works. Nearly 90% of the schools graduates go on to colleges or trade schools.

At Riverside, the complexities of many students' home and work lives if fully understood. The staff and administration support this reality with flexible school hours that allow students to assist at home or earn income.

At Riverside Opportunity Magnet High School, students experience an understanding, safe, family-like atmosphere to learn and grow.



"Riverside's learning structure is great because everyone learns in their own individual way." - Ashley, Graduate

STAFFING & ENROLLMENT

Certified Staff			Enrollment			Non-Certified Staff		
	Actual 18/19	Proposed 19/20	Grade Level	Actual 18/19	Proposed 19/20		Actual 18/19	Proposed 19/20
Principals	1	1	Pre-K			Clerical Support	1	1
Assistant Principals	0	0	K			Paraprofessionals:		
Pre-K School	0	0	1			Grades K-1		
Grades K-6 Classroom	0	0	2			Pre-K School		
Math	2	2	3			SPED Para	1	1
Bilingual/ESOL	0	0	4			Youth & Family Support	1	1
Reading/Language Arts	0	0	5			School Security	1	1
Science	2	2	6			Custodian	0	0
Social Studies/History	2	2	7					
English	2	2	8					
World Language	1	1	9	23	24			
Art	1	1	10	34	24			
Music	0	0	11	41	40			
Career/Tech Ed	1	1	12	28	40			
Physical Education	1	1						
Library Media	0	0						
Special Education	3	3						
Speech	0.2	0.2						
Coach - Math	0	0						
Coach - Literacy	0	0						
Other								
School Counselor								
Social Worker	1.6	1.6						
School Psychologist								
School Climate Specialist								
Total	17.8	17.8	Total	126	128	Total	4	4

	Actual	Proposed
Staffing Total	21.8	21.8

Instructional Staff:	15.2	15.2
Students Per Instructional Staff:	8.3	8.4

Note: Due to estimated budget expenditures, this budget is subject to modifications(+/-).

	Adjusted FY 18/19		Proposed FY 19/20		Difference (+ / -)	
General Funds						
CERTIFIED STAFF	\$ 1,565,759	17.8	\$ 1,602,478	17.8	\$ 36,719	0
NON-CERTIFIED STAFF	\$ 189,555	3	\$ 215,157	3	\$ 25,602	0
50136 PART TIME STAFF	\$ 9,099		\$ 5,149		\$ (3,950)	
Total Salaries	\$ 1,764,413	20.8	\$ 1,822,784	20.8	\$ 58,371	0
Non-Personnel						
54411 EQUIPMENT	\$ 500		\$ 500		\$ -	
55512 ED. SUPPLY INVENTORY	\$ 3,596		\$ 1,000		\$ (2,596)	
55520 GENERAL/OFFICE SUPPLY	\$ 2,510		\$ 2,000		\$ (510)	
56694 OTHER CONTRACTUAL SERVICES	\$ 7,454		\$ 6,000		\$ (1,454)	
Total Non-Personnel	\$ 14,060		\$ 9,500		\$ (4,560)	
Total General Funds	\$ 1,778,473	20.8	\$ 1,832,284	20.8	\$ 53,811	0
InterDistrict Funds						
Total Interdistrict Funds	\$ -	0	\$ -	0	\$ -	0
Special Funds						
NON-CERTIFIED STAFF	\$ 22,313	1	\$ 22,313	1	\$ -	0
Total Salaries	\$ 22,313	1	\$ 22,313	1	\$ -	0
Non-Personnel						
Total Non-Personnel	\$ -		\$ -		\$ -	
Total Special Funds	\$ 22,313	1	\$ 22,313	1	\$ -	0
Grand Total All Funds	\$ 1,800,786	21.8	\$ 1,854,597	21.8	\$ 53,811	0

Note: Due to estimated budget expenditures, this budget is subject to modifications(+/-).

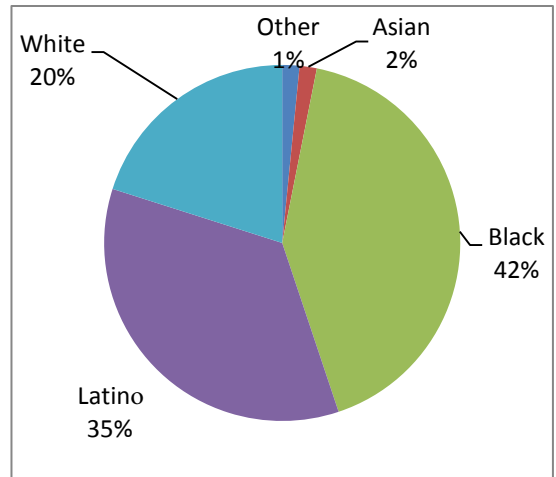


Student Performance

	2016-17	2017-18
Math	24%	34%
ELA	39%	51%

Percent of students achieving Proficient or better on Smarter Balanced Assessment in Grades 3-8 and/or SAT in Grade 11

Student Demographics



All Funds Budget Summary

	Adjusted 18-19	Proposed 19-20
FT Personnel:	\$ 3,773,178.00	\$ 3,590,449.00
Non-Personnel:	\$ 508,900.00	\$ 507,856.00
Total Expenditures:	\$ 4,282,078.00	\$ 4,098,305.00

English Language Learners: 7%
 Special Education: 10%
 Free and Reduced Lunch: 60%

We are Betsy Ross, where bold creativity flows!

Students at Betsy Ross Arts Interdistrict Magnet School study dance, music, theatre and visual arts at an advanced level with certified teachers and professional artists.

Our culture and school climate is safe for self-expression, which allows students to be fearless in their endeavors and creativity. We respect each other's differences and revel in all of our community's successes.

Students have both Core-general arts classes and Emphasis— their major arts class— at which they will either perform or display their artwork, depending on the department.

We have rigorous academics. Our R.I.S.E program embraces Respect, Integrity, Safety and Excellence.



"BRAMS is incredibly awesome and welcoming to everyone! The teachers challenge you to be the best that you can be in the arts and academics, through hard work, discipline and creativity." -Madi, Grade 8

STAFFING & ENROLLMENT

Certified Staff			Enrollment			Non-Certified Staff		
	Actual 18/19	Proposed 19/20	Grade Level	Actual 18/19	Proposed 19/20		Actual 18/19	Proposed 19/20
Principals	1	1	Pre-K			Clerical Support	1	1
Assistant Principals	1	1	K			School Business Manager	1	1
Pre-K School			1			Paraprofessionals:		
Grades K-6 Classroom	8	8	2			Grades K-1		
Math	6	5	3			Pre-K School		
Bilingual/ESOL	0	0	4			SPED Para	3	3
Reading/Language Arts	3	3	5	74	100	Youth & Family Support	1	1
Science	3	2	6	125	105	School Security	1	1
Social Studies/History	4	3	7	127	124	Custodial	2	2
English	3	3	8	122	127			
World Language	3	2	9					
Art	2	2	10					
Music	3	3	11					
Career/Tech Ed	0	0	12					
Physical Education	2	2						
Library Media	0	0						
Special Education	3	3						
Speech	0.2	0.2						
Coach - Math	0	0						
Coach - Literacy	0	0						
Other-Magnet Resource	1	1						
School Counselor	1	1						
Social Worker	1	1						
School Psychologist	0.4	0.4						
School Climate Specialist								
Total	45.6	41.6	Total	448	456	Total	9	9

	Actual	Proposed
Staffing Total	54.6	50.6

Instructional Staff:	41.2	37.2
Students Per Instructional Staff:	10.9	12.3

Note: Due to estimated budget expenditures, this budget is subject to modifications(+/-).

	Adjusted FY 18/19		Proposed FY 19/20		Difference (+ / -)	
General Funds						
CERTIFIED STAFF	\$ 2,128,470	28.6	\$ 1,906,484	24.6	\$ (221,986)	-4
NON-CERTIFIED STAFF	\$ 253,701	6	\$ 263,760	6	\$ 10,059	0
50136 PART TIME STAFF	\$ 11,202		\$ 9,930		\$ (1,272)	
Total Salaries	\$ 2,393,373	34.6	\$ 2,180,174	30.6	\$ (213,199)	-4
Non-Personnel						
55512 ED. SUPPLY INVENTORY	\$ 7,000		\$ 7,000		\$ -	
55520 GENERAL/OFFICE SUPPLY	\$ 5,000		\$ 7,000		\$ 2,000	
55531 TEXTBOOKS	\$ 9,005		\$ 5,861		\$ (3,144)	
Total Non-Personnel	\$ 21,005		\$ 19,861		\$ (1,144)	
Total General Funds	\$ 2,414,378	34.6	\$ 2,200,035	30.6	\$ (214,343)	-4
InterDistrict Funds						
CERTIFIED STAFF	\$ 1,282,402	17	\$ 1,311,706	17	\$ 29,304	0
NON-CERTIFIED STAFF	\$ 46,720	1	\$ 47,886	1	\$ 1,166	0
Total Salaries	\$ 1,329,122	18	\$ 1,359,592	18	\$ 30,470	0
Non-Personnel						
55100 MATERIALS & SUPPLIES INSTRUCTN	\$ 4,900		\$ 5,000		\$ 100	
56697 OTHER PURCHASED SERVICES BOE	\$ 482,995		\$ 482,995		\$ -	
Total Non-Personnel	\$ 487,895		\$ 487,995		\$ 100	
Total Interdistrict Funds	\$ 1,817,017	18	\$ 1,847,587	18	\$ 30,570	0
Special Funds						
NON-CERTIFIED STAFF	\$ 50,683	2	\$ 50,683	2	\$ -	0
Total Salaries	\$ 50,683	2	\$ 50,683	2	\$ -	0
Non-Personnel						
Total Non-Personnel	\$ -		\$ -		\$ -	
Total Special Funds	\$ 50,683	2	\$ 50,683	2	\$ -	0
Grand Total All Funds	\$ 4,282,078	54.6	\$ 4,098,305	50.6	\$ (183,773)	-4

Note: Due to estimated budget expenditures, this budget is subject to modifications(+/-).

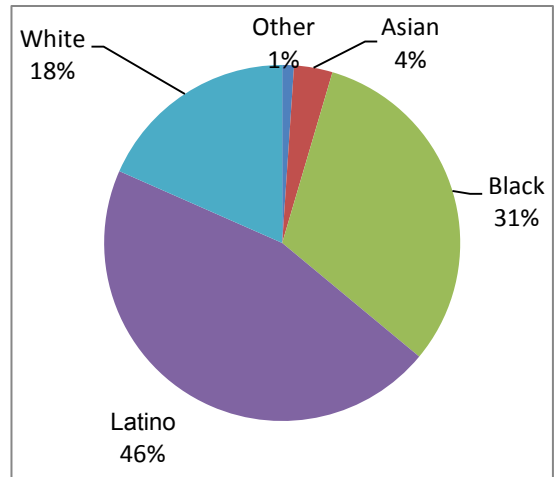


Student Performance

	2016-17	2017-18
Math	18%	13%
ELA	35%	35%

Percent of students achieving Proficient or better on Smarter Balanced Assessment in Grades 3-8 and/or SAT in Grade 11

Student Demographics



All Funds Budget Summary

	Adjusted 18-19	Proposed 19-20
FT Personnel:	\$ 4,142,901.00	\$ 4,033,434.00
Non-Personnel:	\$ 60,842.00	\$ 72,096.00
Total Expenditures:	\$ 4,203,743.00	\$ 4,105,530.00

English Language Learners:	11%
Special Education:	8%
Free and Reduced Lunch:	74%

At Ross Woodward, learning about yesterday helps build a new tomorrow!

Ross Woodward Classical Studies Magnet School's emphasis is on Socratic questioning and intellectual coaching that fosters the process of discovery.

We nurture active learning and personal growth.

At Ross Woodward we believe that students learn best when they are active thinkers who construct their own knowledge.

Higher-order questioning and student dialogue are the central teaching and learning device at Ross Woodward.

Schoolwide Seminar Day is a beloved Ross Woodward tradition. One week a month, the school community drops everything to think, listen and speak about our core values and the ideas upon which the school is built.



"Our seminars are really interesting and the texts we're reading are very sophisticated. They make us feel like we're in college! In seminar, we can speak our minds." - Elizabeth, Grade 8

STAFFING & ENROLLMENT

Certified Staff			Enrollment			Non-Certified Staff		
	Actual 18/19	Proposed 19/20	Grade Level	Actual 18/19	Proposed 19/20		Actual 18/19	Proposed 19/20
Principals	1	1	Pre-K	61	60	Clerical Support	2	2
Assistant Principals	1	1	K	61	63	Paraprofessionals:		
Pre-K School	3	3	1	68	63	Grades K-1	5	5
Grades K-6 Classroom	19	19	2	68	69	Pre-K School	7	7
Math	2	2	3	60	68	SPED Para		
Bilingual/ESOL	0	0	4	69	60	Youth & Family Support	1	1
Reading/Language Arts	3	3	5	65	69	School Security	1	1
Science	2	2	6	73	66	Custodian	2	2
Social Studies/History	2	2	7	74	74			
English	0	0	8	59	72			
World Language	1	1	9					
Art	2	2	10					
Music	2	2	11					
Career/Tech Ed	0	0	12					
Physical Education	2	2						
Library Media	1	1						
Special Education	3	3						
Speech	0.4	0.4						
Coach - Math	1	1						
Coach - Literacy	1	1						
Other-Magnet Resource	1	0.5						
School Counselor	1	1						
Social Worker	1	1						
School Psychologist	0.6	0.6						
School Climate Specialist								
Total	50	49.5	Total	658	664	Total	18	18

	Actual	Proposed
Staffing Total	68	67.5

Instructional Staff:	45.4	44.9
Students Per Instructional Staff:	14.5	14.8

Note: Due to estimated budget expenditures, this budget is subject to modifications(+/-).

	Adjusted FY 18/19		Proposed FY 19/20		Difference (+ / -)	
General Funds						
CERTIFIED STAFF	\$ 1,399,516	17	\$ 1,420,292	17	\$ 20,776	0
NON-CERTIFIED STAFF	\$ 269,555	7	\$ 279,228	7	\$ 9,673	0
50136 PART TIME STAFF	\$ 20,408		\$ 19,248		\$ (1,160)	
Total Salaries	\$ 1,689,479	24	\$ 1,718,768	24	\$ 29,289	0
Non-Personnel						
55512 ED. SUPPLY INVENTORY	\$ 7,769		\$ 10,000		\$ 2,231	
55520 GENERAL/OFFICE SUPPLY	\$ 5,000		\$ 5,000		\$ -	
55531 TEXTBOOKS	\$ 16,496		\$ 15,000		\$ (1,496)	
56694 OTHER CONTRACTUAL SERVICES	\$ 2,500		\$ 2,500		\$ -	
Total Non-Personnel	\$ 31,765		\$ 32,500		\$ 735	
Total General Funds	\$ 1,721,244	24	\$ 1,751,268	24	\$ 30,024	0
InterDistrict Funds						
CERTIFIED STAFF	\$ 2,127,729	33	\$ 2,153,911	32.5	\$ 26,182	-0.5
NON-CERTIFIED STAFF	\$ 270,289	11	\$ 70,289	11	\$ (200,000)	0
50136 PART TIME STAFF	\$ 55,404		\$ 55,404		\$ -	
Total Salaries	\$ 2,453,422	44	\$ 2,279,604	43.5	\$ (173,818)	-0.5
Non-Personnel						
55100 MATERIALS & SUPPLIES INSTRUCTN	\$ 26,857		\$ 29,596		\$ 2,739	
55101 MATERIALS & SUPPLIES ADMIN	\$ 2,220		\$ 10,000		\$ 7,780	
Total Non-Personnel	\$ 29,077		\$ 39,596		\$ 10,519	
Total Interdistrict Funds	\$ 2,482,499	44	\$ 2,319,200	43.5	\$ (163,299)	-1
Special Funds						
Total Special Funds	\$ -	0	\$ -	0	\$ -	0
Grand Total All Funds	\$ 4,203,743	68	\$ 4,070,468	67.5	\$ (133,275)	-1

Note: Due to estimated budget expenditures, this budget is subject to modifications(+/-).

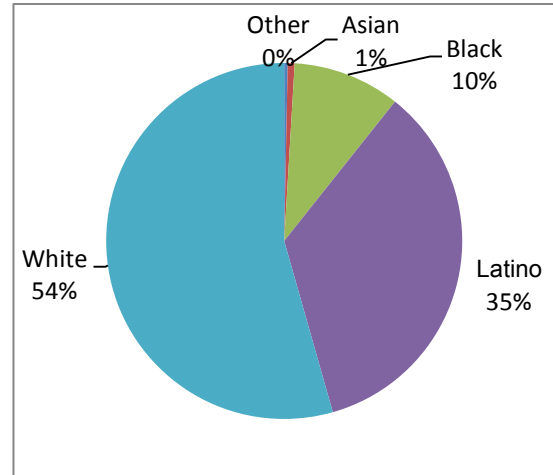


Student Performance

	2016-17	2017-18
Math	30%	25%
ELA	62%	51%

Percent of students achieving Proficient or better on Smarter Balanced Assessment in Grades 3-8 and/or SAT in Grade 11

Student Demographics



All Funds Budget Summary

	Adjusted 18-19	Proposed 19-20
FT Personnel:	\$ 3,977,067.00	\$ 3,925,021.00
Non-Personnel:	\$ 26,948.00	\$ 26,235.00
Total Expenditures:	\$ 4,004,015.00	\$ 3,951,256.00

English Language Learners:	4%
Special Education:	21%
Free and Reduced Lunch:	46%

At Sound School, students are engaged in learning in a small maritime-focused environment.

With sweeping views of New Haven Harbor, Sound School is Connecticut's premier aquaculture/ agriculture science and technology education center (ASTE), drawing outstanding secondary students from twenty-two diverse districts from Oxford to Old Saybrook.

With small class sizes, an award-winning faculty, and a waterfront campus spanning five buildings, Sound offers a unique curriculum to a diverse community in a hands-on learning environment.

The school is a fully accredited, comprehensive public high school founded as an educational alternative to the large city schools.

Additionally, New Haven residents can enroll in the school's agricultural science and technology education program.



"When I found out about our school, I was like, 'Oh my God, it's like a dream come true!'" – Dylan, Sound School Class of 2018

STAFFING & ENROLLMENT

Certified Staff			Enrollment			Non-Certified Staff		
	Actual 18/19	Proposed 19/20	Grade Level	Actual 18/19	Proposed 19/20		Actual 18/19	Proposed 19/20
Principals	1	1	Pre-K			Clerical Support	2	2
Assistant Principals	2	2	K			Business Manager	1	1
Pre-K School			1			Paraprofessionals: Grades K-1 Pre-K School SPED Para		
Grades K-6 Classroom			2			Aqua Tech	1	1
Math	5	4	3			Youth & Family Support		
Bilingual/ESOL			4			School Security	1	1
Reading/Language Arts			5			Custodian	1	1
Science	8	8	6					
Social Studies/History	3	3	7					
English	5	5	8					
World Language	4	3	9	92	93			
Art	0	0	10	67	93			
Music			11	86	66			
Career/Tech Ed	9	9	12	74	83			
Physical Education	0.6	0.6						
Library Media	1	1						
Special Education	4	4						
Speech	0.2	0.2						
Coach - Math	0	0						
Coach - Literacy	0	0						
Other								
School Counselor	1	1						
Social Worker	1	1						
School Psychologist	0	0						
School Climate Specialist								
Total	44.8	42.8	Total	319	335	Total	6	6

	Actual	Proposed
Staffing Total	50.8	48.8

Instructional Staff:	39.8	37.8
Students Per Instructional Staff:	8.0	8.9

Note: Due to estimated budget expenditures, this budget is subject to modifications(+/-).

	Adjusted FY 18/19		Proposed FY 19/20		Difference (+ / -)	
General Funds						
CERTIFIED STAFF	\$ 3,618,092	43.8	\$ 3,548,272	41.8	\$ (69,820)	-2
NON-CERTIFIED STAFF	\$ 257,022	6	\$ 276,051	6	\$ 19,029	0
50136 PART TIME STAFF	\$ 14,373		\$ 13,118		\$ (1,255)	
Total Salaries	\$ 3,889,487	49.8	\$ 3,837,441	47.8	\$ (52,046)	-2
Non-Personnel						
55512 ED. SUPPLY INVENTORY	\$ 6,653		\$ 6,653		\$ -	
55520 GENERAL/OFFICE SUPPLY	\$ 11,087		\$ 11,000		\$ (87)	
56623 REPAIRS & MAINTENANCE	\$ 9,208		\$ 8,582		\$ (626)	
Total Non-Personnel	\$ 26,948		\$ 26,235		\$ (713)	
Total General Funds	\$ 3,916,435	49.8	\$ 3,863,676	47.8	\$(52,759)	-2
InterDistrict Funds						
Total Interdistrict Funds	\$ -	0	\$ -	0	\$ -	0
Special Funds						
CERTIFIED STAFF	\$ 87,580	1	\$ 87,580	1	\$ -	0
Total Salaries	\$ 87,580	1	\$ 87,580	1	\$ -	0
Non-Personnel						
Total Non-Personnel	\$ -		\$ -		\$ -	
Total Special Funds	\$ 87,580	1	\$ 87,580	1	\$ -	0
Grand Total All Funds	\$ 4,004,015	50.8	\$ 3,951,256	48.8	\$(52,759)	-2

Note: Due to estimated budget expenditures, this budget is subject to modifications(+/-).

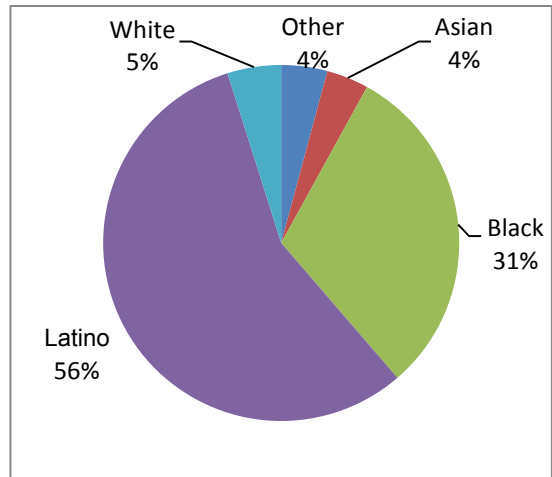


Student Performance

	2016-17	2017-18
Math	13%	23%
ELA	23%	29%

Percent of students achieving Proficient or better on Smarter Balanced Assessment in Grades 3-8 and/or SAT in Grade 11

Student Demographics



All Funds Budget Summary

	Adjusted 18-19	Proposed 19-20
FT Personnel:	\$ 2,998,726.00	\$ 2,663,833.00
Non-Personnel:	\$ 330,493.00	\$ 142,070.00
Total Expenditures:	\$ 3,329,219.00	\$ 2,805,903.00

English Language Learners: 37%
Special Education: 18%
Free and Reduced Lunch: 79%

At Strong Magnet School, students are inspired to thrive in the 21st century!

This K-4 school recognizes that growing technology makes communication more accessible and global than ever.

We equip children with 21st century communication, academic, and social skills necessary to succeed in a diverse world.

The school's STEM-infused curriculum and project-based learning approach prepare students to utilize digital media and technology to communicate effectively. Students receive language instruction in Chinese and American Sign Language.

The Discovery Lab provides STEM hands-on learning experiences and design challenges aligned with grade level content. Through a partnership with Southern Connecticut State University, students receive support from future educators.



"I love my school because we learn about communication every day. I like learning sign language. When I grow up, I am going to help people who can't hear." - Melany, Grade 3

STAFFING & ENROLLMENT

Certified Staff			Enrollment			Non-Certified Staff		
	Actual 18/19	Proposed 19/20	Grade Level	Actual 18/19	Proposed 19/20		Actual 18/19	Proposed 19/20
Principals	1	1	Pre-K		0	Clerical Support	1	1
Assistant Principals	1	1	K	64	67	Paraprofessionals:		
Pre-K School	0	0	1	60	67	Grades K-1		
Grades K-6 Classroom	14	12	2	43	65	Pre-K School	13	8
Math	0	0	3	60	52	SPED Para	5	5
Bilingual/ESOL	2	2	4	41	62	School Climate Specialist		
Reading/Language Arts	2	2	5			Youth & Family Support	0	0
Science	1	1	6			School Security	1	1
Social Studies/History	0	0	7			Custodian	2	2
English	0	0	8					
World Language	1	1	9					
Art			10					
Music	1	1	11					
Career/Tech Ed	0	0	12					
Physical Education	1	1						
Library Media	0	0						
Special Education	4	4						
Speech	0.6	0.6						
Coach - Math	1	1						
Coach - Literacy	1	1						
Other-Magnet Resource	1	0.5						
School Counselors	0.5	0.5						
Social Worker	1	1						
School Psychologist	0.4	0.4						
School Climate Specialist	0	0						
Total	33.5	31	Total	268	313	Total	22	17

	Actual	Proposed
Staffing Total	55.5	48

Instructional Staff:	28.6	26.6
Students Per Instructional Staff:	9.4	11.8

Note: Due to estimated budget expenditures, this budget is subject to modifications(+/-).

	Adjusted FY 18/19		Proposed FY 19/20		Difference (+ / -)	
General Funds						
CERTIFIED STAFF	\$ 2,072,307	29.5	\$ 1,849,649	27	\$ (222,658)	-2.5
NON-CERTIFIED STAFF	\$ 405,890	14	\$ 296,910	9	\$ (108,980)	-5
Total Salaries	\$ 2,478,197	43.5	\$ 2,146,559	36	\$ (331,638)	-7.5
Non-Personnel						
Total Non-Personnel	\$ -		\$ -		\$ -	
Total General Funds	\$ 2,478,197	43.5	\$ 2,146,559	36	\$ (331,638)	-7.5
InterDistrict Funds						
Total Interdistrict Funds	\$ -	0	\$ -	0	\$ -	0
Special Funds						
CERTIFIED STAFF	\$ 259,143	4	\$ 267,465	4	\$ 8,322	0
NON-CERTIFIED STAFF	\$ 191,879	8	\$ 191,879	8	\$ -	0
50136 PART TIME STAFF	\$ 35,154		\$ 35,154		\$ -	
50149 TEACHER STIPEND	\$ 27,560		\$ 18,318		\$ (9,242)	
58852 FICA/MEDICARE EMPLOYER CONTRIB	\$ 6,238		\$ 4,093		\$ (2,145)	
59933 WORKERS COMPENSATION	\$ 555		\$ 365		\$ (190)	
Total Salaries	\$ 520,529	12	\$ 517,274	12	\$ (3,255)	0
Non-Personnel						
54413 COMPUTER EQUIPMENT	\$ 77,648		\$ 9,962		\$ (67,686)	
55100 MATERIALS & SUPPLIES INSTRUCTN	\$ 133,683		\$ 61,010		\$ (72,673)	
56694 OTHER CONTRACTUAL SERVICES	\$ 119,162		\$ 71,098		\$ (48,064)	
Total Non-Personnel	\$ 330,493		\$ 142,070		\$ (188,423)	
Total Special Funds	\$ 851,022	12	\$ 659,344	12	\$ (191,678)	0
Grand Total All Funds	\$ 3,329,219	55.5	\$ 2,805,903	48	\$ (523,316)	-7.5

Note: Due to estimated budget expenditures, this budget is subject to modifications(+/-).

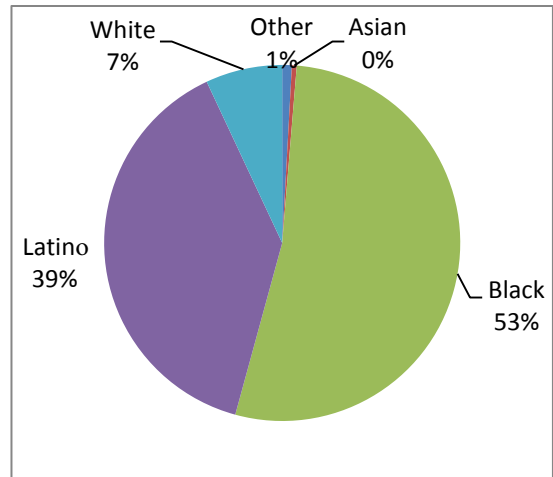


Student Performance

	2016-17	2017-18
Math	10%	6%
ELA	14%	16%

Percent of students achieving Proficient or better on Smarter Balanced Assessment in Grades 3-8 and/or SAT in Grade 11

Student Demographics



All Funds Budget Summary

	Adjusted 18-19	Proposed 19-20
FT Personnel:	\$ 3,456,706.00	\$ 3,546,693.00
Non-Personnel:	\$ 101,922.00	\$ 102,089.00
Total Expenditures:	\$ 3,558,628.00	\$ 3,648,782.00

English Language Learners: 11%
 Special Education: 14%
 Free and Reduced Lunch: 76%

Augusta Lewis Troup, empowers students to reach their highest potential!

This K-8 school is growing into a vision of being a student-centered learning environment in which respect is practiced by everyone.

Students participate in engaging learning experiences, students are empowered to take academic risks, and students engage in discourse that promotes critical thinking and problem solving.

All members of the Augusta Lewis Troup school community collaborate to promote the social, emotional and academic growth of its students as they strive to reach their highest potential.

Students and staff practice the core R.O.C.K. values of Respect, Ownership, Citizenship, and Knowledge.



"Troup gives their students an opportunity to express themselves in every educational way." - Former student

STAFFING & ENROLLMENT

Certified Staff			Enrollment			Non-Certified Staff		
	Actual 18/19	Proposed 19/20	Grade Level	Actual 18/19	Proposed 19/20		Actual 18/19	Proposed 19/20
Principals	1	1	Pre-K	18	19	Clerical Support	1	1
Assistant Principals	1	1	K	51	50	Paraprofessionals:		
Pre-K School			1	47	50	Grades K-1	4	4
Grades K-6 Classroom	15	15	2	37	45	Pre-K School	1	1
Math	1	1	3	42	38	SPED Para	2	2
Bilingual/ESOL	1	1	4	50	41	Youth & Family Support	1	1
Reading/Language Arts	3	3	5	63	49	School Security	1	1
Science	1	1	6	50	64	Custodial	1	1
Social Studies/History	1	1	7	53	50			
English			8	48	53			
World Language	1	1	9					
Art	1	1	10					
Music	1	1	11					
Career/Tech Ed	1	1	12					
Physical Education	1.8	1.8						
Library Media	0.5	0.5						
Special Education	4	4						
Speech	0.2	0.2						
Coach - Math	1	1						
Coach - Literacy	2	2						
Other								
School Counselor	0.5	0.5						
Social Worker	1	1						
School Psychologist	0.6	0.6						
School Climate Specialist	1	1						
Total	40.6	40.6	Total	459	459	Total	11	11

	Actual	Proposed
Staffing Total	51.6	51.6

Instructional Staff:	35.5	35.5
Students Per Instructional Staff:	12.9	12.9

Note: Due to estimated budget expenditures, this budget is subject to modifications(+/-).

	Adjusted FY 18/19		Proposed FY 19/20		Difference (+ / -)	
General Funds						
CERTIFIED STAFF	\$ 2,569,462	36.6	\$ 2,638,499	36.6	\$ 69,037	0
NON-CERTIFIED STAFF	\$ 260,783	7	\$ 270,913	7	\$ 10,130	0
Total Salaries	\$ 2,830,245	43.6	\$ 2,909,412	43.6	\$ 79,167	0
Non-Personnel						
54413 COMPUTER EQUIPMENT	\$ 6,000		\$ 5,000		\$ (1,000)	
55512 ED. SUPPLY INVENTORY	\$ 9,000		\$ 9,000		\$ -	
55520 GENERAL/OFFICE SUPPLY	\$ 12,347		\$ 12,514		\$ 167	
55586 UNIFORMS	\$ 1,000		\$ 1,000		\$ -	
56605 FIELD TRIPS	\$ 2,500		\$ 2,500		\$ -	
Total Non-Personnel	\$ 30,847		\$ 30,014		\$ (833)	
Total General Funds	\$ 2,861,092	43.6	\$ 2,939,426	43.6	\$ 78,334	0
InterDistrict Funds						
Total Interdistrict Funds	\$ -	0	\$ -	0	\$ -	0
Special Funds						
CERTIFIED STAFF	\$ 266,733	4	\$ 275,795	4	\$ 9,062	0
NON-CERTIFIED STAFF	\$ 105,857	4	\$ 105,857	4	\$ -	0
50136 PART TIME STAFF	\$ 9,126		\$ 9,126		\$ -	
50140 LONGEVITY	\$ 1,276		\$ 1,346		\$ 70	
50141 SEASONAL HELP	\$ 10,500		\$ 10,500		\$ -	
51809 HEALTH INSURANCE	\$ 218,008		\$ 219,529		\$ 1,521	
51810 RETIREMENT CONTRIBUTION	\$ 1,225		\$ 1,225		\$ -	
58852 FICA/MEDICARE EMPLOYER CONTRIB	\$ 11,249		\$ 11,399		\$ 150	
59933 WORKERS COMPENSATION	\$ 2,487		\$ 2,504		\$ 17	
Total Salaries	\$ 626,461	8	\$ 637,281	8	\$ 10,820	0
Non-Personnel						
53330 BUSINESS TRAVEL	\$ 18,183		\$ 18,183		\$ -	
54411 EQUIPMENT	\$ 5,000		\$ 5,000		\$ -	
55100 MATERIALS & SUPPLIES INSTRUCTN	\$ 10,000		\$ 11,000		\$ 1,000	
56658 PURCHASED PROPERTY SERVICES	\$ 5,991		\$ 5,991		\$ -	
56694 OTHER CONTRACTUAL SERVICES	\$ 16,901		\$ 16,901		\$ -	
56697 OTHER PURCHASED SERVICES BOE	\$ 15,000		\$ 15,000		\$ -	
Total Non-Personnel	\$ 71,075		\$ 72,075		\$ 1,000	
Total Special Funds	\$ 697,536	8	\$ 709,356	8	\$ 11,820	0
Grand Total All Funds	\$ 3,558,628	51.6	\$ 3,648,782	51.6	\$ 90,154	0

Note: Due to estimated budget expenditures, this budget is subject to modifications(+/-).

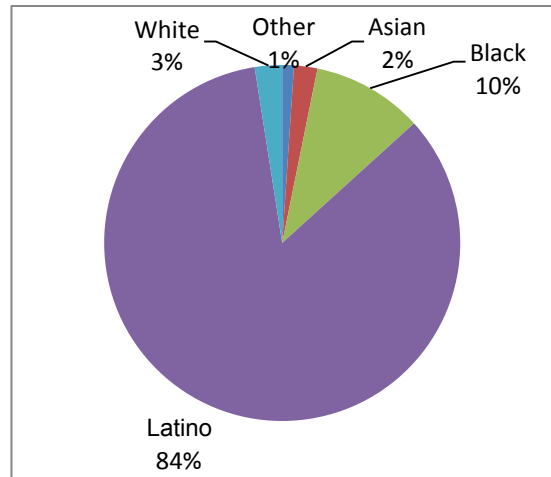


Student Performance

	2016-17	2017-18
Math	14%	13%
ELA	22%	23%

Percent of students achieving Proficient or better on Smarter Balanced Assessment in Grades 3-8 and/or SAT in Grade 11

Student Demographics



All Funds Budget Summary

	Adjusted 18-19	Proposed 19-20
FT Personnel:	\$ 3,633,249.00	\$ 3,731,457.00
Non-Personnel:	\$ 353,599.00	\$ 293,929.00
Total Expenditures:	\$ 3,986,848.00	\$ 4,025,386.00

English Language Learners: 49%
Special Education: 13%
Free and Reduced Lunch: 78%

At Truman, students grow and learn together.

Truman School is a neighborhood school which embraces all students.

Truman School believes that children have unique needs. As such, the school provides an instructional program which will meet the academic and social emotional needs of each child.

Classrooms utilize a blended learning approach to learning which allows students to receive instruction, both teacher directed and online platforms.

All students have access to one-to-one technology such as iPads, Chromebooks and Interactive Projectors.

Each child will have at-home access to online programs which support both remediation and acceleration of learning.



"Teachers care about us and help us learn every day." - Naliah, Grade 1

STAFFING & ENROLLMENT

Certified Staff			Enrollment			Non-Certified Staff		
	Actual 18/19	Proposed 19/20	Grade Level	Actual 18/19	Proposed 19/20		Actual 18/19	Proposed 19/20
Principals	1	1	Pre-K	50	50	Clerical Support	1	1
Assistant Principals	1	1	K	50	47	Paraprofessionals:		
Pre-K School			1	48	47	Grades K-1	4	4
Grades K-6 Classroom	11	11	2	46	47	Pre-K School		
Math	1	1	3	51	44	SPED Para	2	2
Bilingual/ESOL	8	8	4	55	49	Youth & Family Support	1	1
Reading/Language Arts	3	3	5	67	55	School Security	1	1
Science	1	1	6	78	67	Custodian	2	2
Social Studies/History	1	1	7	69	79			
English	0	0	8	51	70			
World Language	1	1	9					
Art	2	2	10					
Music	2	2	11					
Career/Tech Ed			12					
Physical Education	2	2						
Library Media	0.5	0.5						
Special Education	4	4						
Speech	0.6	0.6						
Coach - Math	1	1						
Coach - Literacy	1	1						
Other								
School Counselors	1	1						
Social Worker	1	1						
School Psychologist	0.6	0.6						
School Climate Specialist								
Total	43.7	43.7	Total	565	555	Total	11	11

	Actual	Proposed
Staffing Total	54.7	54.7

Instructional Staff:	39.1	39.1
Students Per Instructional Staff:	14.5	14.2

Note: Due to estimated budget expenditures, this budget is subject to modifications(+/-).

	Adjusted FY 18/19		Proposed FY 19/20		Difference (+ / -)				
General Funds									
CERTIFIED STAFF	\$	2,798,659	39.7	\$	2,881,799	39.7	\$	83,140	0
NON-CERTIFIED STAFF	\$	254,883	7	\$	263,667	7	\$	8,784	0
50136 PART TIME STAFF	\$	22,715		\$	21,740		\$	(975)	
Total Salaries	\$	3,076,257	46.7	\$	3,167,206	46.7	\$	90,949	0
Non-Personnel									
55512 ED. SUPPLY INVENTORY	\$	11,500		\$	11,500		\$	-	
55520 GENERAL/OFFICE SUPPLY	\$	11,034		\$	9,981		\$	(1,053)	
55531 TEXTBOOKS	\$	20,617		\$	22,000		\$	1,383	
Total Non-Personnel	\$	43,151		\$	43,481		\$	330	
Total General Funds	\$	3,119,408	46.7	\$	3,210,687	46.7	\$	91,279	0
InterDistrict Funds									
Total Interdistrict Funds	\$	-	0	\$	-	0	\$	-	0
Special Funds									
CERTIFIED STAFF	\$	280,051	4	\$	286,101	4	\$	6,050	0
NON-CERTIFIED STAFF	\$	141,153	4	\$	142,362	4	\$	1,209	0
50136 PART TIME STAFF	\$	25,000		\$	25,000		\$	-	
50149 TEACHER STIPEND	\$	10,000		\$	10,000		\$	-	
51809 HEALTH INSURANCE	\$	96,000		\$	96,000		\$	-	
58852 FICA/MEDICARE EMPLOYER CONTRIB	\$	3,156		\$	3,156		\$	-	
59933 WORKERS COMPENSATION	\$	1,632		\$	1,632		\$	-	
Total Salaries	\$	556,992	8	\$	564,251	8	\$	7,259	0
Non-Personnel									
54413 COMPUTER EQUIPMENT	\$	145,882		\$	85,882		\$	(60,000)	
55100 MATERIALS & SUPPLIES INSTRUCTN	\$	46,447		\$	46,447		\$	-	
56694 OTHER CONTRACTUAL SERVICES	\$	117,450		\$	117,450		\$	-	
56697 OTHER PURCHASED SERVICES BOE	\$	669		\$	669		\$	-	
Total Non-Personnel	\$	310,448		\$	250,448		\$	(60,000)	
Total Special Funds	\$	867,440	8	\$	814,699	8	\$	(52,741)	0
Grand Total All Funds	\$	3,986,848	54.7	\$	4,025,386	54.7	\$	38,538	0

Note: Due to estimated budget expenditures, this budget is subject to modifications(+/-).

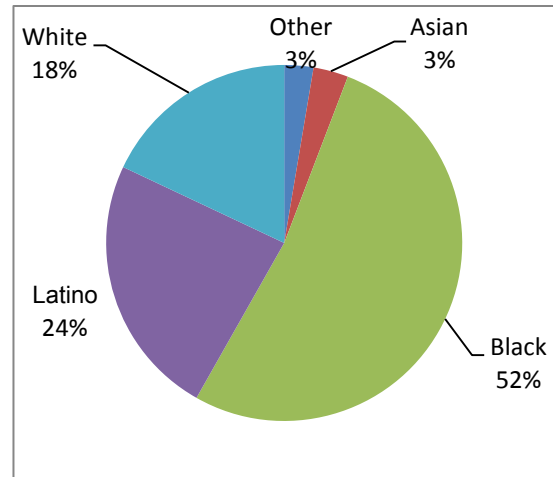


Student Performance

	2016-17	2017-18
Math	32%	39%
ELA	51%	54%

Percent of students achieving Proficient or better on Smarter Balanced Assessment in Grades 3-8 and/or SAT in Grade 11

Student Demographics



All Funds Budget Summary

	Adjusted 18-19	Proposed 19-20
FT Personnel:	\$ 2,419,253.00	\$ 2,016,125.00
Non-Personnel:	\$ 1,161,654.00	\$ 682,354.00
Total Expenditures:	\$ 3,580,907.00	\$ 2,698,479.00

English Language Learners: 4%
Special Education: 15%
Free and Reduced Lunch: 71%

At West Rock STREAM Academy, students and teachers take pride in learning.

Students at West Rock STREAM Academy explore connections between the sciences and arts via Interdisciplinary units that include hands-on STEM projects.

In the school's Makerspace students engage in scientific investigations and engineering challenges. Makerspace challenges enable students to create with upcycled materials, code robots using iPads and much more.

Students have multiple opportunities to explore the outside world by solving ecological problems on school grounds, researching composting efforts in a school garden or studying living organisms at nearby zoos and aquariums.

Students leave West Rock STREAM Academy as scientists, engineers and authors capable of solving real world problems.



"The teachers here are different; they take more time with you and they care. We have iPads, touch screen Chromebooks, and advanced technology in our awesome Makerspace." - My'Quiel, Grade 4

STAFFING & ENROLLMENT

Certified Staff			Enrollment			Non-Certified Staff		
	Actual 18/19	Proposed 19/20	Grade Level	Actual 18/19	Proposed 19/20		Actual 18/19	Proposed 19/20
Principals	1	1	Pre-K	18	22	Clerical Support	1	1
Assistant Principals			K	31	33	Paraprofessionals:		
Pre-K School	2	2	1	34	33	Grades K-1	5	4
Grades K-6 Classroom	12	10	2	31	35	Pre-K School	3	3
Math			3	29	34	SPED Para	3	3
Bilingual/ESOL			4	42	29	Youth & Family Support	0	0
Reading/Language Arts	2	1	5			School Security	1	1
Science			6			Custodian	1	1
Social Studies/History			7					
English			8					
World Language			9					
Art	1	1	10					
Music	1	1	11					
Career/Tech Ed	0	0	12					
Physical Education	1	1						
Library Media	0	0						
Special Education	3	2.5						
Speech	0.4	0.4						
Coach - Math	0	0						
Coach - Literacy	1	1						
Other-Magnet Resource	2	0						
School Counselors	0	0						
Social Worker	1	1						
School Psychologist	0.4	0.4						
School Climate Specialist								
Total	27.8	22.3	Total	185	186	Total	14	13

	Actual	Proposed
Staffing Total	41.8	35.3

Instructional Staff:	23.4	19.9
Students Per Instructional Staff:	7.9	9.3

Note: Due to estimated budget expenditures, this budget is subject to modifications(+/-).

	Adjusted FY 18/19		Proposed FY 19/20		Difference (+ / -)	
General Funds						
CERTIFIED STAFF	\$ 1,070,273	15.8	\$ 853,752	12.3	\$ (216,522)	-3.5
NON-CERTIFIED STAFF	\$ 270,969	7	\$ 302,049	7	\$ 31,080	0
50136 PART TIME STAFF	\$ 6,947		\$ 5,394		\$ (1,553)	
Total Salaries	\$ 1,348,189	22.8	\$ 1,161,195	19.3	\$ (186,995)	-3.5
Non-Personnel						
55512 ED. SUPPLY INVENTORY	\$ 2,018		\$ 2,500		\$ 482	
55520 GENERAL/OFFICE SUPPLY	\$ 5,000		\$ 5,000		\$ -	
Total Non-Personnel	\$ 7,018		\$ 7,500		\$ 482	
Total General Funds	\$ 1,355,207	22.8	\$ 1,168,695	19.3	\$ (186,513)	-3.5
InterDistrict Funds						
CERTIFIED STAFF	\$ 508,915	9	\$ 524,840	9	\$ 15,925	0
NON-CERTIFIED STAFF	\$ 159,121	7	\$ 136,808	6	\$ (22,313)	-1
50136 PART TIME STAFF	\$ 28,502		\$ 28,502		\$ -	
Total Salaries	\$ 696,538	16	\$ 690,150	15	\$ (6,388)	-1
Non-Personnel						
55100 MATERIALS & SUPPLIES INSTRUCTN	\$ 7,981		\$ 8,081		\$ 100	
Total Non-Personnel	\$ 7,981		\$ 8,081		\$ 100	
Total Interdistrict Funds	\$ 704,519	16	\$ 698,231	15	\$ (6,288)	-1
Special Funds						
CERTIFIED STAFF	\$ 227,441	3	\$ 92,569	1	\$ (134,872)	-2
50136 PART TIME STAFF	\$ 32,448		\$ 32,448		\$ -	
50148 CURRICULUM DEVELOPMENT	\$ 40,369		\$ 10,000		\$ (30,369)	
51809 HEALTH INSURANCE	\$ 61,889		\$ 19,212		\$ (42,677)	
58852 FICA/MEDICARE EMPLOYER CONTRIB	\$ 10,249		\$ 8,862		\$ (1,387)	
59933 WORKERS COMPENSATION	\$ 2,130		\$ 1,689		\$ (441)	
Total Salaries	\$ 374,526	3	\$ 164,780	1	\$ (209,746)	-2
Non-Personnel						
53330 BUSINESS TRAVEL	\$ 33,518		\$ 21,759		\$ (11,759)	
54411 EQUIPMENT	\$ 20,000		\$ 16,217		\$ (3,783)	
54413 COMPUTER EQUIPMENT	\$ 153,239		\$ 145		\$ (153,094)	
55100 MATERIALS & SUPPLIES INSTRUCTN	\$ 329,704		\$ 230,021		\$ (99,683)	
55574 OTHER MATERIALS & SUPPLIES	\$ 19,209		\$ 19,209		\$ -	
55576 OTHER	\$ 34,208		\$ 30,272		\$ (3,936)	
56694 OTHER CONTRACTUAL SERVICES	\$ 485,916		\$ 319,150		\$ (166,766)	
56904 TUTORS	\$ 70,861		\$ 30,000		\$ (40,861)	
Total Non-Personnel	\$ 1,146,655		\$ 666,773		\$ (479,882)	
Total Special Funds	\$ 1,521,181	3	\$ 831,553	1	\$ (689,628)	-2
Grand Total All Funds	\$ 3,580,907	41.8	\$ 2,698,479	35.3	\$ (882,429)	-6.5

Note: Due to estimated budget expenditures, this budget is subject to modifications(+/-).

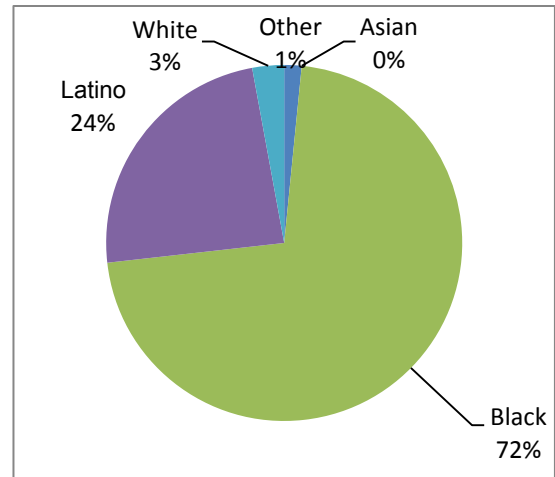


Student Performance

	2016-17	2017-18
Math	6%	4%
ELA	21%	22%

Percent of students achieving Proficient or better on Smarter Balanced Assessment in Grades 3-8 and/or SAT in Grade 11

Student Demographics



All Funds Budget Summary

\$	Adjusted 18-19	Proposed 19-20
141,879.00		
FT Personnel:	\$ 2,917,310.00	\$ 2,943,594.00
Non-Personnel:	\$ 141,879.00	\$ 30,690.00
Total Expenditures:	\$ 3,059,189.00	\$ 2,974,284.00

English Language Learners: 5%
Special Education: 17%
Free and Reduced Lunch: 82%

At Wexler-Grant, every student, every day, rises to the next S.T.E.P.S.

At Wexler-Grant, staff consists of some of the most dedicated and highly skilled professional educators in the District.

It is this dedication that drives the school in doing what is best for all students. Wexler-Grant is continuously improving its teaching practice by implementing the most effective and rigorous instruction that meets students' needs, while simultaneously looking at the "whole" child.

One of the focuses is building positive partnerships between the school community and families so that collaboration thrives.

Wexler-Grant has a true family atmosphere and cares for all of students, staff and families.



"Thank you for supporting the school and believing in us and lifting us up everyday. Love: Wexler Grant Family." – Skielyz

STAFFING & ENROLLMENT

Certified Staff			Enrollment			Non-Certified Staff		
	Actual 18/19	Proposed 19/20	Grade Level	Actual 18/19	Proposed 19/20		Actual 18/19	Proposed 19/20
Principals	1	1	Pre-K	16	15	Clerical Support	1	1
Assistant Principals	1	1	K	35	34	Paraprofessionals:		
Pre-K School			1	42	34	Grades K-1	4	4
Grades K-6 Classroom	14	14	2	42	42	Pre-K School	2	2
Math	1	1	3	42	39	SPED Para	2	2
Bilingual/ESOL			4	33	40	Youth & Family Support	0	0
Reading/Language Arts	2	2	5	37	33	School Security	1	1
Science	1	1	6	46	36	Custodian	2	2
Social Studies/History	1	1	7	50	43			
English	0	0	8	38	49			
World Language	1	1	9					
Art	1	1	10					
Music	1	1	11					
Career/Tech Ed	0	0	12					
Physical Education	1.6	1.6						
Library Media	0.5	0.5						
Special Education	5	5						
Speech	0.2	0.2						
Coach - Math	1	1						
Coach - Literacy	1	1						
Other								
School Counselor	0.5	0.5						
Social Worker	1.4	1.4						
School Psychologist	0.6	0.6						
School Climate Specialist								
Total	35.8	35.8	Total	381	365	Total	12	12

	Actual	Proposed
Staffing Total	47.8	47.8

Instructional Staff:	31.3	31.3
Students Per Instructional Staff:	12.2	11.7

Note: Due to estimated budget expenditures, this budget is subject to modifications(+/-).

	Adjusted FY 18/19		Proposed FY 19/20		Difference (+ / -)	
General Funds						
CERTIFIED STAFF	\$ 2,077,240	30.8	\$ 2,194,199	31.8	\$ 116,959	1
NON-CERTIFIED STAFF	\$ 270,554	8	\$ 301,522	7	\$ 30,968	-1
50136 PART TIME STAFF	\$ 18,268		\$ 14,916		\$ (3,352)	
Total Salaries	\$ 2,366,062	38.8	\$ 2,510,637	38.8	\$ 144,575	0
Non-Personnel						
54411 EQUIPMENT	\$ 1,107		\$ 1,207		\$ 100	
54413 COMPUTER EQUIPMENT	\$ 5,590		\$ 6,000		\$ 410	
54415 FURNITURE	\$ 10,606		\$ 1,000		\$ (9,606)	
55512 ED. SUPPLY INVENTORY	\$ 2,000		\$ 4,000		\$ 2,000	
55520 GENERAL/OFFICE SUPPLY	\$ 6,089		\$ 6,089		\$ -	
55531 TEXTBOOKS	\$ 9,536		\$ 9,536		\$ -	
Total Non-Personnel	\$ 34,928		\$ 27,832		\$ (7,096)	
Total General Funds	\$ 2,400,990	38.8	\$ 2,538,469	38.8	\$ 137,479	0
InterDistrict Funds						
Total Interdistrict Funds	\$ -	0	\$ -	0	\$ -	0
Special Funds						
CERTIFIED STAFF	\$ 239,184	4	\$ 247,034	4	\$ 7,850	0
NON-CERTIFIED STAFF	\$ 151,189	5	\$ 151,189	5	\$ -	0
50140 LONGEVITY	\$ 2,496		\$ 2,496		\$ -	
51809 HEALTH INSURANCE	\$ 143,287		\$ 24,963		\$ (118,324)	
51813 3144 SPECIAL FUND 457 PLAN	\$ 1,873		\$ 1,873		\$ -	
58852 FICA/MEDICARE EMPLOYER CONTRIB	\$ 10,322		\$ 4,965		\$ (5,357)	
59933 WORKERS COMPENSATION	\$ 2,897		\$ 437		\$ (2,460)	
Total Salaries	\$ 551,248	9	\$ 432,957	9	\$ (118,291)	0
Non-Personnel						
56694 OTHER CONTRACTUAL SERVICES	\$ 106,951		\$ 2,858		\$ (104,093)	
Total Non-Personnel	\$ 106,951		\$ 2,858		\$ (104,093)	
Total Special Funds	\$ 658,199	9	\$ 435,815	9	\$ (222,384)	0
Grand Total All Funds	\$ 3,059,189	47.8	\$ 2,974,284	47.8	\$ (84,905)	0

Note: Due to estimated budget expenditures, this budget is subject to modifications(+/-).





New Haven Public Schools

Grades: 9-12

Wilbur Cross Comprehensive High School

181 Mitchell Drive New Haven, CT 06511

(475) 220-7400

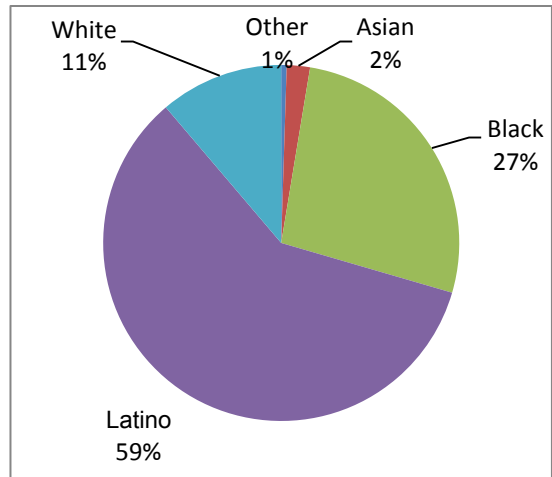
Enrollment: 1613

Student Performance

	2016-17	2017-18
Math	12%	18%
ELA	26%	36%

Percent of students achieving Proficient or better on Smarter Balanced Assessment in Grades 3-8 and/or SAT in Grade 11

Student Demographics



All Funds Budget Summary

	Adjusted 18-19	Proposed 19-20
FT Personnel:	\$ 11,151,950.00	\$ 11,409,526.00
Non-Personnel:	\$ 2,000.00	\$ 2,000.00
Total Expenditures:	\$ 11,153,950.00	\$ 11,411,526.00

English Language Learners: 20%
 Special Education: 17%
 Free and Reduced Lunch: 76%

Wilbur L. Cross High School, is where New Haven’s diverse community is defined and reflected! Through smaller learning academies instruction is specialized for the benefit of each student.

Academy of Business & Fine Arts (BFA)

is an academically rigorous program that supports students interested in shaping their creative skills in visual and performing arts, along with business. Special courses include Introduction to Business, Accounting, Web Design, Theater, and Advanced Visual and Recording Arts.

Academy of Health & Culinary Sciences (HCS)

will prepare students for the education needed to pursue careers in medicine, dentistry, veterinary sciences, sports and alternative medicine, nutrition, culinary arts, and hospitality.

Academy of Law & Public Service (LPS)

will prepare students for the education needed to pursue careers in law, political science, counseling, psychology, education, public safety, military, criminal justice, and forensic science.

International Academy of Digital Arts & Sciences (IADAS)

students explore many aspects of digital media including Video Game Design & Development, Digital Media & Movie Making, 3D Modeling and Animation, Graphic Design, Engineering, and Coding.



“Cross is like America in one building. There are so many different cultures and kids here. You learn from everyone. You can choose classes that fit your personality.” - Celeste, Class of 2015

STAFFING & ENROLLMENT

Certified Staff			Enrollment			Non-Certified Staff		
	Actual 18/19	Proposed 19/20	Grade Level	Actual 18/19	Proposed 19/20		Actual 18/19	Proposed 19/20
Principals	1	1	Pre-K			Clerical Support	4	4
Assistant Principals	4	4	K			Business Manager	1	1
Pre-K School			1			Paraprofessionals: Grades K-1 Pre-K School SPED Para	19	19
Grades K-6 Classroom			2			Computer Tech	1	1
Math	16	16	3			Youth & Family Support	3	3
Bilingual/ESOL	5	5	4			School Security	4	4
Reading/Language Arts	3	3	5			Custodian	2	2
Science	15	15	6					
Social Studies/History	15	15	7					
English	17	17	8					
World Language	11	11	9	447	431			
Art	5	5	10	434	431			
Music	3	3	11	342	447			
Career/Tech Ed	11	11	12	390	335			
Physical Education	6	6						
Library Media	1	1						
Special Education	16	16						
Speech	0.6	0.6						
Coach - Math	0	0						
Coach - Literacy	0	0						
Other-Drama	1	1						
School Counselor	7	7						
Social Worker	2.2	2.2						
School Psychologist	1.8	1.8						
School Climate Specialist								
Total	141.6	141.6	Total	1613	1644	Total	34	34

	Actual	Proposed
Staffing Total	175.6	175.6

Instructional Staff:	125.6	125.6
Students Per Instructional Staff:	12.8	13.1

Note: Due to estimated budget expenditures, this budget is subject to modifications(+/-).

	Adjusted FY 18/19		Proposed FY 19/20		Difference (+ / -)	
General Funds						
CERTIFIED STAFF	\$ 9,996,086	138.6	\$ 10,271,309	137.6	\$ 275,223	-1
NON-CERTIFIED STAFF	\$ 860,120	29	\$ 884,536	30	\$ 24,416	1
50136 PART TIME STAFF	\$ -		\$ -		\$ -	
50141 SEASONAL HELP	\$ -		\$ -		\$ -	
Total Salaries	\$ 10,856,206	167.6	\$ 11,155,845	167.6	\$ 299,639	0
Non-Personnel						
Total Non-Personnel	\$ -		\$ -		\$ -	
Total General Funds	\$ 10,856,206	167.6	\$ 11,155,845	167.6	\$ 299,639	0
InterDistrict Funds						
Total Interdistrict Funds	\$ -	1	\$ -	1	\$ -	0
Special Funds						
CERTIFIED STAFF	\$ 105,681	2	\$ 62,063	2	\$ (43,618)	0
NON-CERTIFIED STAFF	\$ 152,907	5	\$ 154,462	5	\$ 1,555	0
50136 PART TIME STAFF	\$ 17,550		\$ 17,550		\$ -	
51809 HEALTH INSURANCE	\$ 18,143		\$ 18,143		\$ -	
58852 FICA/MEDICARE EMPLOYER CONTRIB	\$ 1,343		\$ 1,343		\$ -	
59933 WORKERS COMPENSATION	\$ 120		\$ 120		\$ -	
Total Salaries	\$ 295,744	7	\$ 253,681	7	\$ (42,063)	0
Non-Personnel						
55100 MATERIALS & SUPPLIES INSTRUCTN	\$ 1,000		\$ 1,000		\$ -	
55574 OTHER MATERIALS & SUPPLIES	\$ 1,000		\$ 1,000		\$ -	
Total Non-Personnel	\$ 2,000		\$ 2,000		\$ -	
Total Special Funds	\$ 297,744	7	\$ 255,681	7	\$ (42,063)	0
Grand Total All Funds	\$ 11,153,950	175.6	\$ 11,411,526	175.6	\$ 257,576	0

Note: Due to estimated budget expenditures, this budget is subject to modifications(+/-).

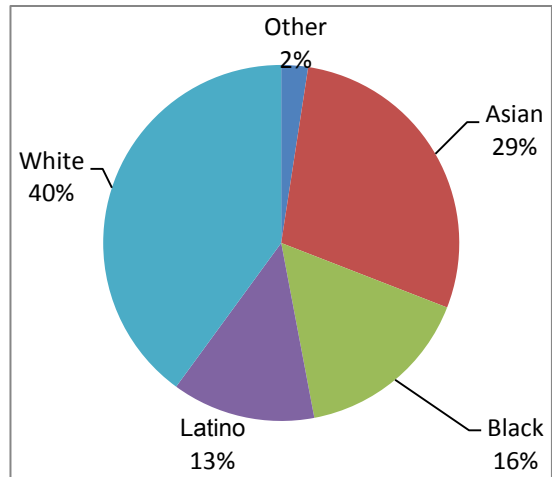


Student Performance

	2016-17	2017-18
Math	67%	71%
ELA	73%	77%

Percent of students achieving Proficient or better on Smarter Balanced Assessment in Grades 3-8 and/or SAT in Grade 11

Student Demographics



All Funds Budget Summary

	Adjusted 18-19	Proposed 19-20
FT Personnel:	\$ 2,938,563.00	\$ 3,057,152.00
Non-Personnel:	\$ 36,556.00	\$ 37,378.00
Total Expenditures:	\$ 2,975,119.00	\$ 3,094,530.00

English Language Learners: 16%
Special Education: 6%
Free and Reduced Lunch: 22%

At Worthington Hooker, everyone is hooked on learning.

Each morning, the school day starts with smiles and hugs from loving students who are eager to learn.

Parents support the curriculum by contributing their fields of expertise. Staff and students are very welcoming, hailing from all different parts of the world, and diversity is celebrated and incorporated into the curriculum, which makes everyone feel special and unique.

The level of cooperation is exceptional: Teachers and support staff collaborate to meet the needs of each student, and in the words of one staff member, *"Coming to school each day is awesome!"*

That kind of enthusiasm is contagious and contributes to a lifetime of loving learning.



"I like how so many kids from different places come together and learn from each other through projects and teamwork!" - Ada, Grade 5

STAFFING & ENROLLMENT

Certified Staff			Enrollment			Non-Certified Staff		
	Actual 18/19	Proposed 19/20	Grade Level	Actual 18/19	Proposed 19/20		Actual 18/19	Proposed 19/20
Principals	1	1	Pre-K			Clerical Support	2	2
Assistant Principals	1	1	K	49	52	Paraprofessionals:		
Pre-K School			1	47	52	Grades K-1	4	4
Grades K-6 Classroom	14	14	2	53	49	Pre-K School		
Math	1	1	3	48	52	SPED Para	1	1
Bilingual/ESOL	1	0	4	54	51	Youth & Family Support	0	0
Reading/Language Arts	1	1	5	47	54	School Security	2	2
Science	1	1	6	51	49	Custodian	4	4
Social Studies/History	1	1	7	54	51			
English	0	0	8	50	51			
World Language	1	1	9					
Art	1	1	10					
Music	2	2	11					
Career/Tech Ed			12					
Physical Education	1.5	1.5						
Library Media	1	1						
Special Education	2	2						
Speech	0.2	0.2						
Coach - Math	0	1						
Coach - Literacy	1	1						
Other								
School Counselors	0.5	0.5						
Social Worker	1	1						
School Psychologist	0.6	0.6						
School Climate Specialist								
Total	32.8	32.8	Total	453	461	Total	13	13

	Actual	Proposed
Staffing Total	45.8	45.8

Instructional Staff:	28.7	28.7
Students Per Instructional Staff:	15.8	16.1

Note: Due to estimated budget expenditures, this budget is subject to modifications(+/-).

	Adjusted FY 18/19		Proposed FY 19/20		Difference (+ / -)				
General Funds									
CERTIFIED STAFF	\$	2,452,227	32.8	\$	2,554,165	32.8	\$	101,938	0
NON-CERTIFIED STAFF	\$	410,100	11	\$	427,408	11	\$	17,308	0
50136 PART TIME STAFF	\$	19,496		\$	18,839		\$	(657)	
Total Salaries	\$	2,881,823	43.8	\$	3,000,412	43.8	\$	118,589	0
Non-Personnel									
54411 EQUIPMENT	\$	6,000		\$	6,822		\$	822	
55512 ED. SUPPLY INVENTORY	\$	13,000		\$	13,000		\$	-	
55520 GENERAL/OFFICE SUPPLY	\$	4,556		\$	4,556		\$	-	
55531 TEXTBOOKS	\$	13,000		\$	13,000		\$	-	
Total Non-Personnel	\$	36,556		\$	37,378		\$	822	
Total General Funds	\$	2,918,379	43.8	\$	3,037,790	43.8	\$	119,411	0
InterDistrict Funds									
Total Interdistrict Funds	\$	-	0	\$	-	0	\$	-	0
Special Funds									
NON-CERTIFIED STAFF	\$	56,740	2	\$	56,740	2	\$	-	0
Total Salaries	\$	56,740	2	\$	56,740	2	\$	-	0
Non-Personnel									
Total Non-Personnel	\$	-		\$	-		\$	-	
Total Special Funds	\$	56,740	2	\$	56,740	2	\$	-	0
Grand Total All Funds	\$	2,975,119	45.8	\$	3,094,530	45.8	\$	119,411	0

Note: Due to estimated budget expenditures, this budget is subject to modifications(+/-).





NEW HAVEN PUBLIC SCHOOLS

Departments

Office of the Superintendent

Office of Superintendent

	Budget 2018/19		Proposed FY 2019/20		Difference FY 2019/20	
	\$	FTE	\$	FTE	\$	FTE
BUDGET FUND 1000						
50110 Certified Salaries	\$ 235,000	1	\$ 239,700	1	\$ 4,700	0
50110 Non Certified Salaries	\$ 70,000	1	\$ 136,400	2	\$ 66,400	-1
50124 Non Certified Salaries	\$ -	0	\$ 41,715	1	\$ 41,715	-1
50136 Part Time Non Certified Salaries	\$ 75,000	0	\$ -	0	\$ (75,000)	0
Total Salaries	\$ 380,000	2	\$ 417,815	4	\$ (37,815)	-2
Non-Personnel						
53330 Business Travel	\$ 5,000	0	\$ 1,000	0	\$ (4,000)	0
53350 Professional Meetings	\$ 5,000	0	\$ 3,000	0	\$ (2,000)	0
54411 Equipment	\$ 5,000	0	\$ 5,000	0	\$ -	0
55520 Supplies & Materials	\$ 2,500	0	\$ 2,500	0	\$ -	0
55534 Periodicals	\$ 1,000	0	\$ 1,000	0	\$ -	0
56655 Registrations, Dues & Subscriptions	\$ 40,000	0	\$ 40,000	0	\$ -	0
56683 Student Activities	\$ 50,000	0	\$ 50,000	0	\$ -	0
56694 Other Contractual Services	\$ 200,000	0	\$ 60,000	0	\$ (140,000)	0
Total Non-Personnel	\$ 308,500	0	\$ 162,500	0	\$ 146,000	0
TOTAL BUDGET FUND 1000	\$ 688,500	2	\$ 580,315	4	\$ 108,185	-2



Office of the Superintendent

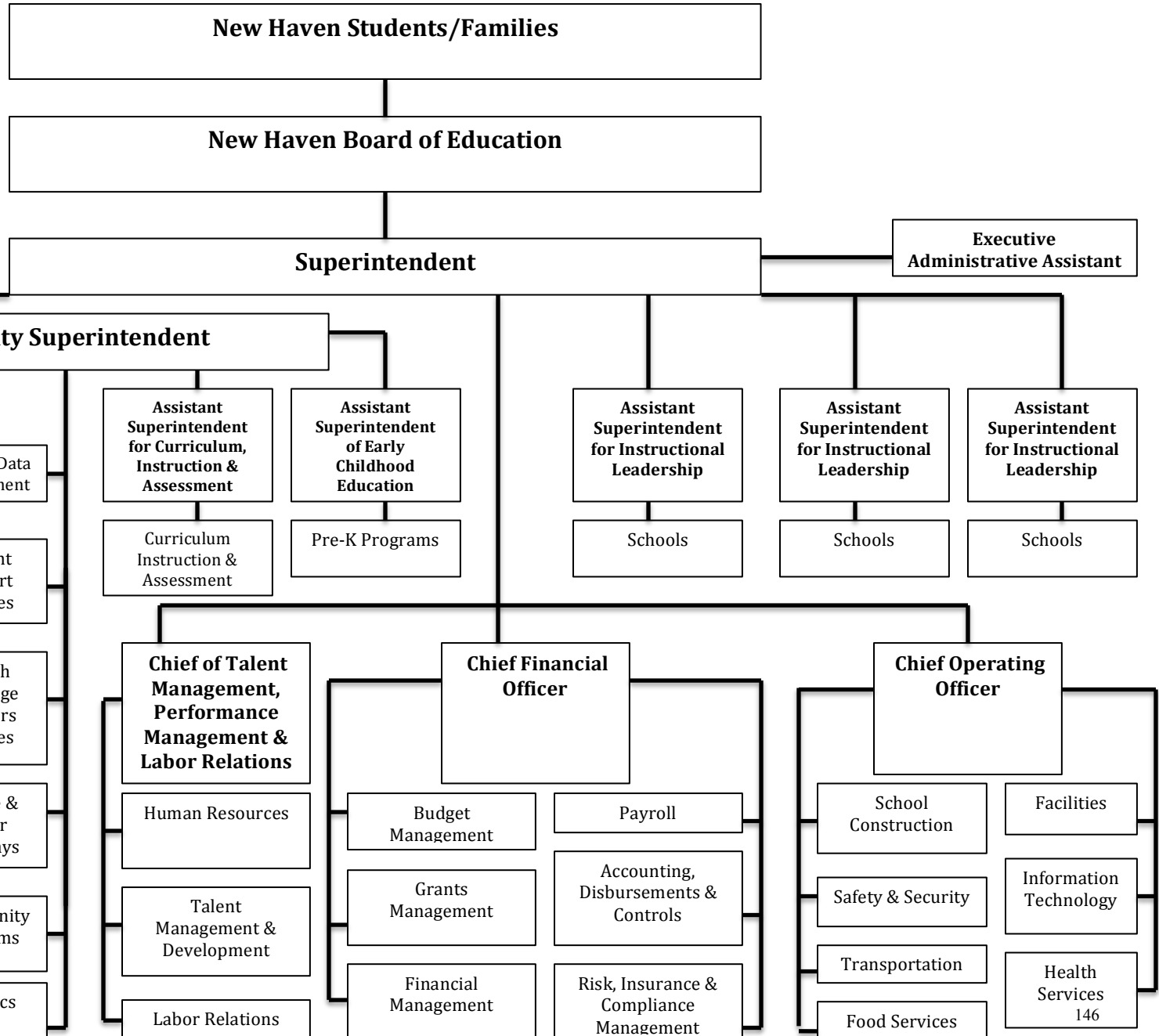
Office of Assistant Superintendents

	Budget FY 2018/19		Proposed FY 2019/20		Difference FY 2019/20	
	\$	FTE	\$	FTE	\$	FTE
BUDGET FUND 1000						
50110 Certified Salaries	\$ 159,483	1	\$ 167,777	1	\$ 8,294	0
50111 Certified Salaries	\$ 495,000	3	\$ 495,000	3	\$ -	0
50113 Certified Salaries	\$ 132,273	1	\$ 134,918	1	\$ 2,645	0
50124 Non Certified Salaries	\$ 40,697	1	\$ 41,715	1	\$ 1,018	0
50136 Part Time Non Certified Salaries	\$ 10,600	0	\$ 10,600	0	\$ -	0
50141 Seasonal Help	\$ 2,000	0	\$ 2,000	0	\$ -	0
Total Salaries	\$ 840,053	6	\$ 852,010	6	\$ 11,957	0
Non-Personnel						
53310 Mileage	\$ 20,300	0	\$ 20,300	0	\$ -	0
53330 Business Travel	\$ 5,000	0	\$ 500	0	\$ (4,500)	0
53350 Professional Meetings	\$ 15,000	0	\$ 1,500	0	\$ (13,500)	0
54411 Equipment	\$ 15,000	0	\$ 15,000	0	\$ -	0
55520 Supplies & Materials	\$ 25,000	0	\$ 25,000	0	\$ -	0
55531 Textbooks	\$ 5,000	0	\$ 5,000	0	\$ -	0
56655 Registrations, Dues & Subscriptions	\$ 5,000	0	\$ 5,000	0	\$ -	0
56683 Student Activities	\$ 100,000	0	\$ 100,000	0	\$ -	0
56684 Graduation	\$ 11,000	0	\$ 11,000	0	\$ -	0
56694 Other Contractual Services	\$ 30,000	0	\$ 30,000	0	\$ -	0
Total Non-Personnel	\$ 231,300	0	\$ 213,300	0	\$ (18,000)	0
TOTAL BUDGET FUND 1000	\$ 1,071,353	6	\$ 1,065,310	6	\$ (6,043)	0





NEW HAVEN PUBLIC SCHOOLS
Organizational Chart



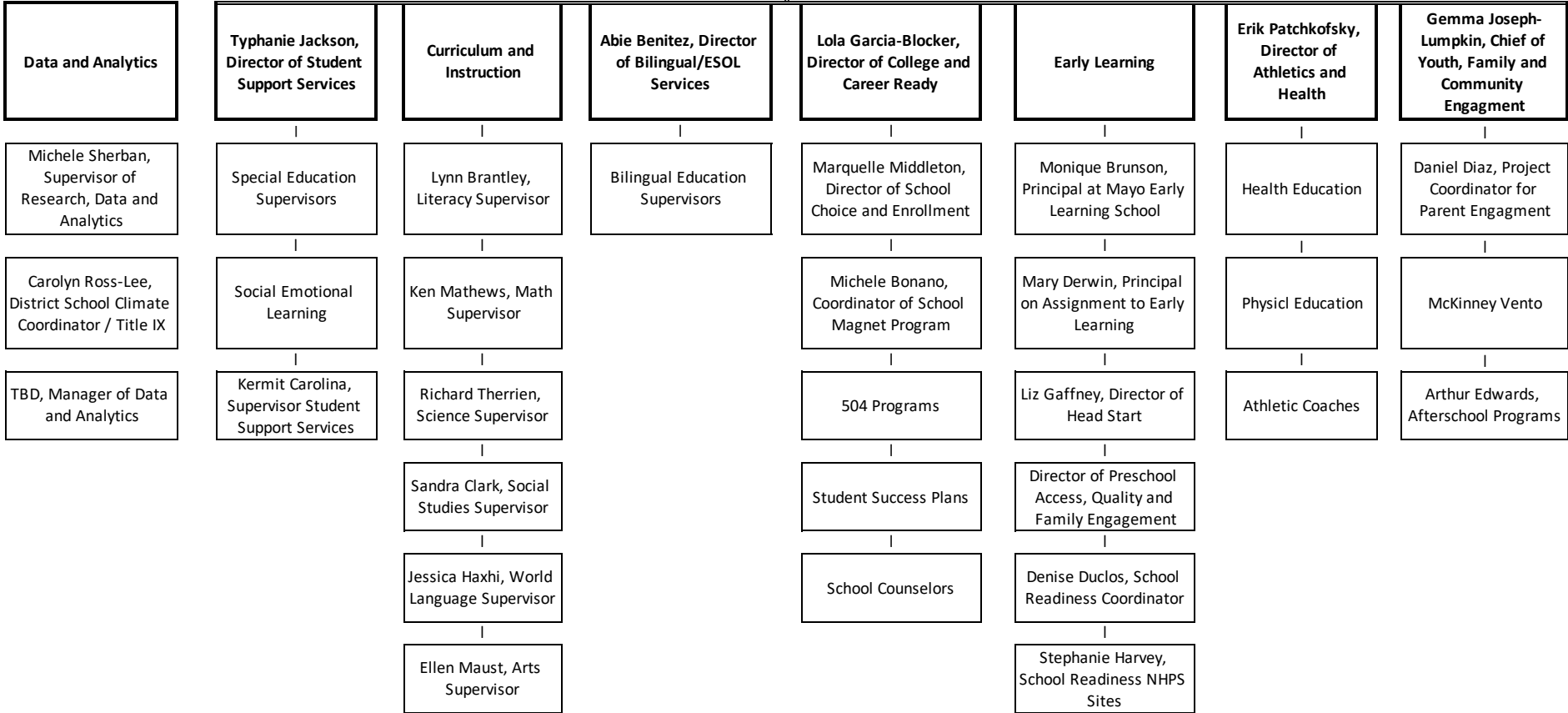
Office of the Deputy Superintendent

Office of Deputy Superintendent

	Budget FY 2018/19		Proposed FY 2019/20		Difference FY 2019/20	
	\$	FTE	\$	FTE	\$	FTE
BUDGET FUND 1000						
50110 Certified Salaries	\$ 175,000	1	\$ 175,000	1	\$ -	0
50110 Non Certified Salaries	\$ -	0	\$ 65,000	1	\$ 65,000	-1
50136 Part Time Non Certified Salaries	\$ 25,000	0	\$ -	0	\$ (25,000)	0
Total Salaries	\$ 200,000	1	\$ 240,000	2	\$ (40,000)	1
Non-Personnel						
53330 Business Travel	\$ 9,000	0	\$ 500	0	\$ (8,500)	0
53350 Professional Meetings	\$ 5,000	0	\$ 1,000	0	\$ (4,000)	0
54411 Equipment	\$ 2,000	0	\$ 2,000	0	\$ -	0
55520 Supplies & Materials	\$ 2,000	0	\$ 2,000	0	\$ -	0
55534 Periodicals	\$ 1,000	0	\$ 1,000	0	\$ -	0
56655 Registrations, Dues & Subscriptions	\$ 10,000	0	\$ 10,000	0	\$ -	0
56694 Other Contractual Services	\$ 50,000	0	\$ 50,000	0	\$ -	0
Total Non-Personnel	\$ 79,000	0	\$ 66,500	0	\$ 12,500	0
TOTAL BUDGET FUND 1000	\$ 279,000	0	\$ 306,500	0	\$ (27,500)	0



**Ivelise Velazquez
Deputy Superintendent**



Office of Public Relations

Office of Communications

	Budget FY 2018/19		Proposed FY 2019/20		Difference FY 2019/20	
	\$	FTE	\$	FTE	\$	FTE
BUDGET FUND 1000						
50110 Non Certified Salaries	\$ 85,779	0	\$ 100,000	1	\$ 14,221	1
Total Salaries	\$ 85,779	0	\$ 100,000	1	\$ (14,221)	1
Non-Personnel						
55520 Supplies & Materials	\$ 2,000	0	\$ 2,000	0	\$ -	0
56615 Printing & Binding	\$ 25,000	0	\$ 25,000	0	\$ -	0
56694 Other Contractual Services	\$ 100,000	0	\$ 100,000	0	\$ -	0
Total Non-Personnel	\$ 127,000	0	\$ 127,000	0	\$ -	0
TOTAL BUDGET FUND 1000	\$ 212,779	0	\$ 227,000	1	\$ (14,221)	1



Office of Academics

Physical Education

	Budget FY 2018/19		Proposed FY 2019/20		Difference FY 2019/20	
	\$	FTE	\$	FTE	\$	FTE
BUDGET FUND 1000						
50112 Certified Salaries	\$	155,821	1	\$	160,496	1
50124 Non Certified Salaries	\$	40,697	1	\$	41,715	1
Total Salaries	\$	196,518	2	\$	202,211	2
Non-Personnel						
54411 Equipment	\$	5,000	0	\$	5,000	0
55520 Supplies & Materials	\$	9,500	0	\$	9,500	0
56694 Other Contractual Services	\$	17,000	0	\$	17,000	0
Total Non-Personnel	\$	31,500	0	\$	31,500	0
TOTAL BUDGET FUND 1000	\$	228,018	2	\$	233,711	2
				\$	5,693	0

Athletics

	Budget FY 2018/19		Proposed FY 2019/20		Difference FY 2019/20	
	\$	FTE	\$	FTE	\$	FTE
BUDGET FUND 1000						
50117 Part Time Non Certified Salaries	\$	650,000	0	\$	650,000	0
50136 Part Time Non Certified Salaries	\$	250,000	0	\$	250,000	0
Total Salaries	\$	900,000	0	\$	900,000	0
Non-Personnel						
53310 Mileage	\$	340,000	0	\$	340,000	0
55520 Supplies & Materials	\$	230,000	0	\$	230,000	0
56622 Cleaning	\$	26,000	0	\$	26,000	0
56623 Repairs & Maintenance	\$	30,000	0	\$	30,000	0
56655 Registrations, Dues & Subscriptions	\$	34,000	0	\$	34,000	0
56689 Emergency Medical	\$	200,000	0	\$	200,000	0
56694 Other Contractual Services	\$	150,000	0	\$	150,000	0
Total Non-Personnel	\$	1,010,000	0	\$	1,010,000	0
TOTAL BUDGET FUND 1000	\$	1,910,000	0	\$	1,910,000	0
				\$	-	0

Office of Academics

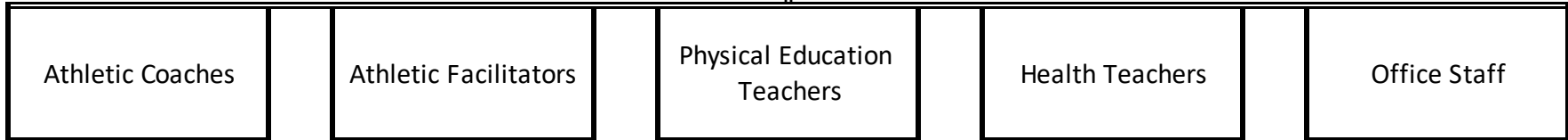
	Budget FY 2018/19		Proposed FY 2019/20		<i>Field House</i> Difference FY 2019/20	
	\$	FTE	\$	FTE	\$	FTE
	BUDGET FUND 1000					
50118 Non Certified Salaries	\$ 70,710	1	\$ 72,477	1	\$ 1,767	0
50136 Part Time Non Certified Salaries	\$ 1,000	0	\$ 1,000	0	\$ -	0
Total Salaries	\$ 71,710	1	\$ 73,477	1	\$ 1,767	0
Non-Personnel						
54411 Equipment	\$ 1,000	0	\$ 1,000	0	\$ -	0
55520 Supplies & Materials	\$ 1,500	0	\$ 1,500	0	\$ -	0
Total Non-Personnel	\$ 2,500	0	\$ 2,500	0	\$ -	0
TOTAL BUDGET FUND 1000	\$ 74,210	1	\$ 75,977	1	\$ 1,767	0





NEW HAVEN PUBLIC SCHOOLS

**Erik Patchkofsky
Athletic Director**



Robert Rafferty
Manger
Floyd Little Athletic Center

Tyree McCray
Clerk Typist

Summer School

	Budget		Proposed		Summer School	
	FY 2018/19		FY 2019/20		Difference	
	\$	FTE	\$	FTE	\$	FTE
BUDGET FUND 1000						
50141 Seasonal Salaries	\$ 250,000	0	\$ 250,000	0	\$ -	0
Total Salaries	\$ 250,000	0	\$ 250,000	0	\$ -	0
54411 Equipment	\$ 5,000	0	\$ 5,000	0	\$ -	0
55520 Supplies & Materials	\$ 4,000	0	\$ 4,000	0	\$ -	0
56601 Transportation/Busing	\$ 325,000	0	\$ 325,000	0	\$ -	0
56694 Other Contractual Services	\$ 20,000	0	\$ 20,000	0	\$ -	0
Total Non-Personnel	\$ 354,000	0	\$ 354,000	0	\$ -	0
TOTAL BUDGET FUND 1000	\$ 604,000	0	\$ 604,000	0	\$ -	0



Office of Academics

Office of Academics

BUDGET FUND 1000	Budget FY 2018/19		Proposed FY 2019/20		Difference FY 2019/20	
	\$	FTE	\$	FTE	\$	FTE
	Non-Personnel					
53330 Business Travel	\$ 1,000	0	\$ 1,000	0	\$ -	0
53350 Professional Meetings	\$ 1,000	0	\$ 1,000	0	\$ -	0
54411 Equipment	\$ 2,500	0	\$ 2,500	0	\$ -	0
55520 Supplies & Materials	\$ 5,000	0	\$ 5,000	0	\$ -	0
56655 Registrations, Dues & Subscriptions	\$ 1,000	0	\$ 1,000	0	\$ -	0
56694 Other Contractual Services	\$ 620,000	0	\$ 620,000	0	\$ -	0
Total Non-Personnel	\$ 630,500	0	\$ 630,500	0	\$ -	0
TOTAL BUDGET FUND 1000	\$ 630,500	0	\$ 630,500	0	\$ -	0

Math

BUDGET FUND 1000	Budget FY 2018/19		Proposed FY 2019/20		Difference FY 2019/20	
	\$	FTE	\$	FTE	\$	FTE
	Non-Personnel					
50112 Certified Salaries	\$ 150,268	1	\$ 153,273	1	\$ 3,005	0
50124 Non Certified Salaries	\$ 45,594	1	\$ 46,734	1	\$ 1,140	0
Total Salaries	\$ 195,862	2	\$ 200,007	2	\$ 4,145	0
Non-Personnel						
53310 Mileage	\$ 1,000	0	\$ 1,000	0	\$ -	0
53330 Business Travel	\$ 3,000	0	\$ 3,000	0	\$ -	0
53350 Professional Meetings	\$ 4,800	0	\$ 4,800	0	\$ -	0
54411 Equipment	\$ 6,000	0	\$ 6,000	0	\$ -	0
55520 Supplies & Materials	\$ 5,000	0	\$ 5,000	0	\$ -	0
55531 Textbooks	\$ 2,400	0	\$ 2,400	0	\$ -	0
Total Non-Personnel	\$ 22,200	0	\$ 22,200	0	\$ -	0
TOTAL BUDGET FUND 1000	\$ 218,062	2	\$ 222,207	2	\$ 4,145	0

Office of Academics

	Budget FY 2018/19		Proposed FY 2019/20		<i>Bilingual</i> Difference FY 2019/20	
	\$	FTE	\$	FTE	\$	FTE
	BUDGET FUND 1000					
50112 Certified Salaries	\$ 460,019	3	\$ 466,219	3	\$ 6,200	0
50136 Part Time Non Certified Salaries	\$ 8,000	0	\$ 8,000	0	\$ -	0
Total Salaries	\$ 468,019	3	\$ 474,219	3	\$ 6,200	0
Non-Personnel						
55520 Supplies & Materials	\$ 2,000	0	\$ 2,000	0	\$ -	0
Total Non-Personnel	\$ 2,000	0	\$ 2,000	0	\$ -	0
TOTAL BUDGET FUND 1000	\$ 470,019	3	\$ 476,219	3	\$ 6,200	0

	Budget FY 2018/19		Proposed FY 2019/20		<i>Reading/Language Arts</i> Difference FY 2019/20	
	\$	FTE	\$	FTE	\$	FTE
	BUDGET FUND 1000					
50112 Certified Salaries	\$ 150,268	1	\$ 153,273	1	\$ 3,005	0
50124 Non Certified Salaries	\$ 40,697	1	\$ 41,715	1	\$ 1,018	0
50136 Part Time Non Certified Salaries	\$ 5,400	0	\$ 5,400	0	\$ -	0
Total Salaries	\$ 196,365	2	\$ 200,388	2	\$ 4,023	0
Non-Personnel						
54411 Equipment	\$ 3,600	0	\$ 3,600	0	\$ -	0
55531 Textbooks	\$ 5,400	0	\$ 5,400	0	\$ -	0
Total Non-Personnel	\$ 9,000	0	\$ 5,400	0	\$ -	0
TOTAL BUDGET FUND 1000	\$ 205,365	2	\$ 205,788	2	\$ 4,023	0

Office of Academics

Science

BUDGET FUND 1000	Budget FY 2018/19		Proposed FY 2019/20		Difference FY 2019/20	
	\$	FTE	\$	FTE	\$	FTE
	50112 Certified Salaries	\$ 150,268	1	\$ 153,273	1	\$ 3,005
50136 Part Time Non Certified Salaries	\$ 35,000	0	\$ 35,000	0	\$ -	0
Total Salaries	\$ 185,268	1	\$ 188,273	1	\$ 3,005	0
Non-Personnel						
53350 Professional Meetings	\$ 4,000	0	\$ 4,000	0	\$ -	0
54411 Equipment	\$ 1,000	0	\$ 1,000	0	\$ -	0
55520 Supplies & Materials	\$ 80,000	0	\$ 80,000	0	\$ -	0
55531 Textbooks	\$ 2,000	0	\$ 2,000	0	\$ -	0
56623 Repairs & Maintenance	\$ 500	0	\$ 500	0	\$ -	0
56655 Registrations, Dues & Subscriptions	\$ 500	0	\$ 500	0	\$ -	0
56694 Other Contractual Services	\$ 50,000	0	\$ 50,000	0	\$ -	0
Total Non-Personnel	\$ 138,000	0	\$ 138,000	0	\$ -	0
TOTAL BUDGET FUND 1000	\$ 323,268	0	\$ 326,273	0	\$ 3,005	0

Social Studies

BUDGET FUND 1000	Budget FY 2018/19		Proposed FY 2019/20		Difference FY 2019/20	
	\$	FTE	\$	FTE	\$	FTE
	50112 Certified Salaries	\$ 149,268	1	\$ 152,253	1	\$ 2,985
Total Salaries	\$ 149,268	1	\$ 152,253	1	\$ 2,985	0
Non-Personnel						
54411 Equipment	\$ 800	0	\$ 800	0	\$ -	0
55520 Supplies & Materials	\$ 500	0	\$ 500	0	\$ -	0
55531 Textbooks	\$ 4,800	0	\$ 4,800	0	\$ -	0
56694 Other Contractual Services	\$ 3,000	0	\$ 3,000	0	\$ -	0
Total Non-Personnel	\$ 9,100	0	\$ 9,100	0	\$ -	0
TOTAL BUDGET FUND 1000	\$ 158,368	1	\$ 161,353	1	\$ 2,985	0

Office of Academics

English

BUDGET FUND 1000	Budget FY 2018/19		Proposed FY 2019/20		Difference FY 2019/20	
	\$	FTE	\$	FTE	\$	FTE
Non-Personnel						
54411 Equipment	\$ 3,000	0	\$ 3,000	0	\$ -	0
55520 Supplies & Materials	\$ 2,400	0	\$ 2,400	0	\$ -	0
55531 Textbooks	\$ 2,700	0	\$ 2,700	0	\$ -	0
Total Non-Personnel	\$ 8,100	0	\$ 8,100	0	\$ -	0
TOTAL BUDGET FUND 1000	\$ 8,100	0	\$ 8,100	0	\$ -	0

World Language

BUDGET FUND 1000	Budget FY 2018/19		Proposed FY 2019/20		Difference FY 2019/20	
	\$	FTE	\$	FTE	\$	FTE
50112 Certified Salaries	\$ 150,268	1	\$ 153,273	1	\$ 3,005	0
50124 Non Certified Salaries	\$ 40,697	1	\$ 41,715	1	\$ 1,018	0
50136 Part Time Non Certified Salaries	\$ 52,650	0	\$ 52,650	0	\$ -	0
Total Salaries	\$ 243,615	1	\$ 247,638	1	\$ 4,023	0
Non-Personnel						
55520 Supplies & Materials	\$ 300	0	\$ 300	0	\$ -	0
56694 Other Contractual Services	\$ 5,000	0	\$ 5,000	0	\$ -	0
56697 Other Purchased Services BOE	\$ 14,000	0	\$ 14,000	0	\$ -	0
Total Non-Personnel	\$ 19,300	0	\$ 19,300	0	\$ -	0
TOTAL BUDGET FUND 1000	\$ 262,915	1	\$ 266,938	1	\$ 4,023	0

Office of Academics

Evaluation & Assessment

	Budget FY 2018/19		Proposed FY 2019/20		Difference FY 2019/20	
	\$	FTE	\$	FTE	\$	FTE
BUDGET FUND 1000						
50111 Certified Salaries	\$ 150,925	1	\$ 153,944	1	\$ 3,019	0
Total Salaries	\$ 150,925	1	\$ 153,944	1	\$ 3,019	0
Non-Personnel						
55511 Testing Materials	\$ 55,000	0	\$ 55,000	0	\$ -	0
55520 Supplies & Materials	\$ 3,000	0	\$ 3,000	0	\$ -	0
56694 Other Contractual Services	\$ 135,000	0	\$ 135,000	0	\$ -	0
Total Non-Personnel	\$ 193,000	0	\$ 193,000	0	\$ -	0
TOTAL BUDGET FUND 1000	\$ 343,925	1	\$ 346,944	1	\$ 3,019	0
BUDGET FUND 2547						
50118 Non Certified Salaries	\$ 82,199	1	\$ 84,254	1	\$ 2,055	0
Total Salaries	\$ 82,199	1	\$ 84,254	1	\$ 2,055	0
Non-Personnel						
58852 FICA/Medicare	\$ 6,288	0	\$ 6,445	0	\$ 157	0
59922 Equipment	\$ 559	0	\$ 573	0	\$ 14	0
Total Non-Personnel	\$ 6,847	0	\$ 7,018	0	\$ 171	0
TOTAL BUDGET FUND 2547	\$ 89,046	1	\$ 91,272	1	\$ 2,226	0
GRAND TOTAL ALL FUNDS	\$ 432,971	2	\$ 438,216	2	\$ 5,245	0

Art

	Budget FY 2018/19		Proposed FY 2019/20		Difference FY 2019/20	
	\$	FTE	\$	FTE	\$	FTE
BUDGET FUND 1000						
50136 Part Time Non Certified Salaries	\$ 225,000	0	\$ 225,000	0	\$ -	0
Total Salaries	\$ 225,000	0	\$ 225,000	0	\$ -	0
Non-Personnel						
54411 Equipment	\$ 2,000	0	\$ 2,000	0	\$ -	0
55520 Supplies & Materials	\$ 2,000	0	\$ 2,000	0	\$ -	0
56694 Other Contractual Services	\$ 40,000	0	\$ 40,000	0	\$ -	0
Total Non-Personnel	\$ 44,000	0	\$ 44,000	0	\$ -	0
TOTAL BUDGET FUND 1000	\$ 269,000	0	\$ 269,000	0	\$ -	0

Office of Academics

			<i>Music</i>					
			Budget FY 2018/19		Proposed FY 2019/20		Difference FY 2019/20	
			\$	FTE	\$	FTE	\$	FTE
BUDGET FUND 1000								
50112	Certified Salaries		\$ 150,268	1	\$ 153,273	1	\$ 3,005	0
50136	Part Time Non Certified Salaries		\$ 153,620	1	\$ 153,620	1	\$ -	0
Total Salaries			\$ 303,888	2	\$ 306,893	1	\$ 3,005	0
Non-Personnel								
50149	Teacher Stipend		\$ 100,000	0	\$ 100,000	0	\$ -	0
55531	Textbooks		\$ 500	0	\$ 500	0	\$ -	0
56605	Field Trips		\$ 20,000	0	\$ 20,000	0	\$ -	0
56623	Repairs & Maintenance		\$ 1,000	0	\$ 1,000	0	\$ -	0
56694	Other Contractual Services		\$ 1,000	0	\$ 1,000	0	\$ -	0
Total Non-Personnel			\$ 122,500	0	\$ 122,500	0	\$ -	0
TOTAL BUDGET FUND 1000			\$ 426,388	2	\$ 429,393	1	\$ 3,005	0

			<i>Business Education</i>					
			Budget FY 2018/19		Proposed FY 2019/20		Difference FY 2019/20	
			\$	FTE	\$	FTE	\$	FTE
BUDGET FUND 1000								
Non-Personnel								
54411	Equipment		\$ 5,000	0	\$ 5,000	0	\$ -	0
55520	Supplies & Materials		\$ 1,350	0	\$ 1,350	0	\$ -	0
56694	Other Contractual Services		\$ 5,000	0	\$ 5,000	0	\$ -	0
Total Non-Personnel			\$ 11,350	0	\$ 11,350	0	\$ -	0
TOTAL BUDGET FUND 1000			\$ 11,350	0	\$ 11,350	0	\$ -	0

Office of Academics

Technology Education

	Budget FY 2018/19		Proposed FY 2019/20		Difference FY 2019/20	
	\$	FTE	\$	FTE	\$	FTE
BUDGET FUND 1000						
Non-Personnel						
55520 Supplies & Materials	\$ 1,600	0	\$ 1,600	0	\$ -	0
56623 Repairs & Maintenance	\$ 200	0	\$ 200	0	\$ -	0
Total Non-Personnel	\$ 1,800	0	\$ 1,800	0	\$ -	0
TOTAL BUDGET FUND 1000	\$ 1,800	0	\$ 1,800	0	\$ -	0

Library/Media Services

	Budget FY 2018/19		Proposed FY 2019/20		Difference FY 2019/20	
	\$	FTE	\$	FTE	\$	FTE
BUDGET FUND 1000						
Non-Personnel						
55520 Supplies & Materials	\$ 5,000	0	\$ 5,000	0	\$ -	0
55532 Library Books	\$ 160,000	0	\$ 160,000	0	\$ -	0
56655 Registrations, Dues & Subscriptions	\$ 35,000	0	\$ 35,000	0	\$ -	0
Total Non-Personnel	\$ 200,000	0	\$ 200,000	0	\$ -	0
TOTAL BUDGET FUND 1000	\$ 200,000	0	\$ 200,000	0	\$ -	0



Office of Academics

	<i>Aquaculture</i>					
	Budget FY 2018/19		Proposed FY 2019/20		Difference FY 2019/20	
	\$	FTE	\$	FTE	\$	FTE
BUDGET FUND 1000						
50136 Part Time Non Certified Salaries	\$ 27,000	0	\$ 27,000	0	\$ -	0
Total Salaries	\$ 27,000	0	\$ 27,000	0	\$ -	0
Non-Personnel						
53310 Mileage	\$ 3,000	0	\$ 3,000	0	\$ -	0
54411 Equipment	\$ 9,000	0	\$ 9,000	0	\$ -	0
55520 Supplies & Materials	\$ 31,185	0	\$ 31,185	0	\$ -	0
55531 Textbooks	\$ 4,395	0	\$ 4,395	0	\$ -	0
56623 Repairs & Maintenance	\$ 5,790	0	\$ 5,790	0	\$ -	0
56694 Other Contractual Services	\$ 1,940	0	\$ 1,940	0	\$ -	0
Total Non-Personnel	\$ 55,310	0	\$ 55,310	0	\$ -	0
TOTAL BUDGET FUND 1000	\$ 82,310	0	\$ 82,310	0	\$ -	0

	<i>Vocational Education</i>					
	Budget FY 2018/19		Proposed FY 2019/20		Difference FY 2019/20	
	\$	FTE	\$	FTE	\$	FTE
BUDGET FUND 1000						
Non-Personnel						
54411 Equipment	\$ 1,500	0	\$ 1,500	0	\$ -	0
54413 COMPUTER Equipment	\$ 6,000	0	\$ 6,000	0	\$ -	0
55520 Supplies & Materials	\$ 2,000	0	\$ 2,000	0	\$ -	0
56623 Repairs & Maintenance	\$ 15,500	0	\$ 15,500	0	\$ -	0
Total Non-Personnel	\$ 25,000	0	\$ 25,000	0	\$ -	0
TOTAL BUDGET FUND 1000	\$ 25,000	0	\$ 25,000	0	\$ -	0

Office of Academics

BUDGET FUND 1000	Budget FY 2018/19		Proposed FY 2019/20		<i>Guidance</i> Difference FY 2019/20	
	\$	FTE	\$	FTE	\$	FTE
	Non-Personnel					
55520	Supplies & Materials	\$ 2,000		\$ 2,000		
55531	Textbooks	\$ 3,250		\$ 3,250		
56605	Field Trips	\$ 20,500		\$ 20,500		
56694	Other Contractual Services	\$ 6,725		\$ 6,725		
Total Non-Personnel		\$ 32,475	0	\$ 32,475	0	\$ - 0
TOTAL BUDGET FUND 1000		\$ 32,475	0	\$ 32,475	0	\$ - 0

BUDGET FUND 1000	Budget FY 2018/19		Proposed FY 2019/20		<i>Talented & Gifted</i> Difference FY 2019/20	
	\$	FTE	\$	FTE	\$	FTE
	Non-Personnel					
50136	Part Time Non Certified Salaries	\$ 75,000	0	\$ 75,000	0	\$ - 0
Total Salaries		\$ 75,000	0	\$ 75,000	0	\$ - 0
Non-Personnel						
53310	Mileage	\$ 1,000	0	\$ 1,000	0	\$ - 0
53350	Professional Meetings	\$ 7,700	0	\$ 7,700	0	\$ - 0
55511	Testing Materials	\$ 75,000	0	\$ 75,000	0	\$ - 0
55520	Supplies & Materials	\$ 3,025	0	\$ 3,025	0	\$ - 0
55531	Textbooks	\$ 1,425	0	\$ 1,425	0	\$ - 0
56671	Tuition	\$ 464,300	0	\$ 464,300	0	\$ - 0
56694	Other Contractual Services	\$ 1,050	0	\$ 1,050	0	\$ - 0
Total Non-Personnel		\$ 553,500	0	\$ 553,500	0	\$ - 0
TOTAL BUDGET FUND 1000		\$ 628,500	0	\$ 628,500	0	\$ - 0



NEW HAVEN PUBLIC SCHOOLS

Lynn Brantley
Literacy Supervisor: K-12 & LMS

Literacy Coaches
All K-8 Schools

Library Media Specialists
Elementary & High School

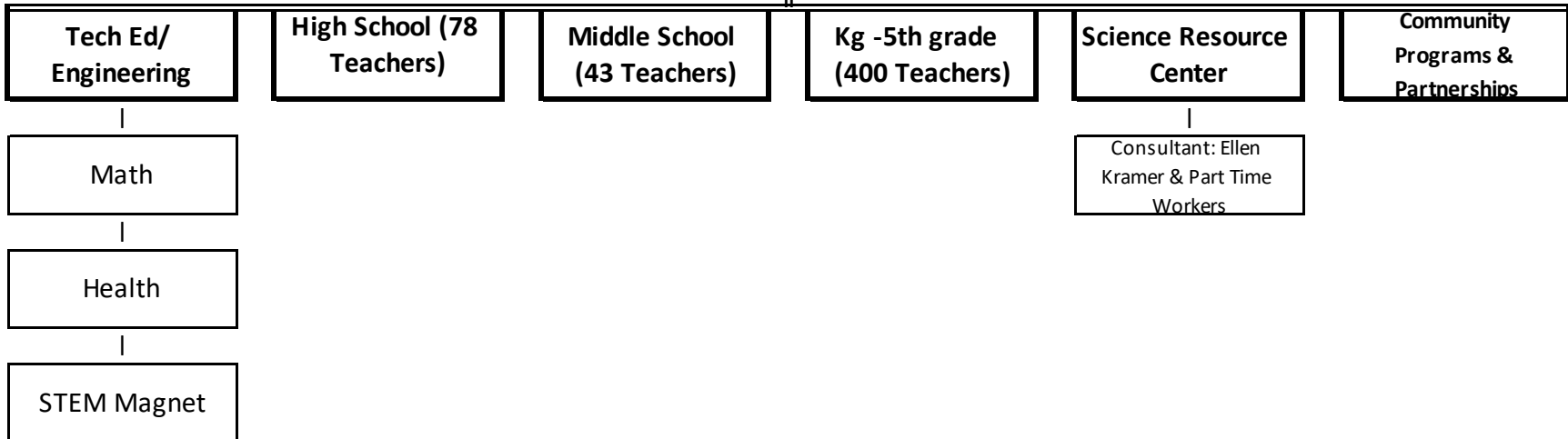
- | | |
|--------------|------------------------|
| Barnard | Sarah Levine |
| Beecher | Lauren Canalori |
| Bishop Woods | Kim Torello |
| Brennan | Florence Rosarbo |
| Celentano | Karen McNulty |
| Clemente | Cara Cuticello |
| Clinton | Mariynn Carieglio |
| Columbus | Edna Logan |
| Davis | Shelly Kasbarian |
| East Rock | Lynn Kelly |
| Edgewood | Audrey Maontessi |
| Fair Haven | Hilary Dozier |
| Hill Central | Krista Bergin |
| Jepson | Heather Glynn |
| Hooker | Daniella LaDore |
| J.C. Daniels | Heather O'Brien |
| J. Martinez | Jennifer Dinan |
| K. Robinson | Jennifer Wells-Jackson |
| L. Bassett | Regina Carini |
| Mauro | Linda Vessichio |
| N. Hale | Krista Morgan |
| Quinnipiac | Robyn Sweet |
| R. Woodward | Seisha Keith |
| Truman | Amanda Aionzy |
| W. Grant | Johanna Garriso |
| WRAA | Lori Kozlowski |
| District | Elisa Rao-Pitnak |
| District | Deborah Thorson |
| | Meghan Solli |

- | | |
|--------------------------|---------------------|
| Elementary School | |
| Hill Central / Beecher | Shelly Buynak |
| R. Woodward | Alicia Cook |
| Columbus / E. Rock | Paula Drutz |
| W. Hooker | Beth Hart |
| Jepson | Christine Pakutaka |
| Truman / Truman | Rita O'Keefe Steele |
| Clemente / Wexler | Karen Quinn |
| BRAMS / Clinton | Jennifer Quirk |
| Davis / Mauro | Lucia Ratala |
| Brennan | Molly Seely |
| B. Woods | Jamie Sirico |
| E. Rock | Lynn Virtue |
| High School | |
| NHA | Eileen Aiello |
| Hillhouse | Pamela Campbell |
| Metro | Charlene Cupole |
| Career | Jeanne Lawrence |
| W. Cross | Mary McMullen |
| Sound | Susan Norwood |
| HSC | Frances Pierson |
| Career | Marilyn Wilson |



NEW HAVEN PUBLIC SCHOOLS

Dr. Richard Therrien
Science Supervisor



Office of Choice & Enrollment

Office of Choice & Enrollment

	Budget FY 2018/19		Proposed FY 2019/20		Difference FY 2019/20	
	\$	FTE	\$	FTE	\$	FTE
BUDGET FUND 1000						
50110 Non Certified Salaries	\$ 129,468	1	\$ 125,000	1	\$ (4,468)	0
Total Salaries	\$ 129,468	1	\$ 125,000	1	\$ (4,468)	0
TOTAL BUDGET FUND 1000	\$ 129,468	1	\$ 125,000	1	\$ (4,468)	0
BUDGET FUND 2500						
50118 Non Certified Salaries	\$ 64,650	1	\$ 120,364	2	\$ 55,714	1
50124 Non Certified Salaries	\$ 45,157	1	\$ 130,113	3	\$ 84,956	2
50136 Part Time Non Certified Salaries					\$ -	0
Total Salaries	\$ 109,807	2	\$ 250,477	5	\$ 140,670	3
Non-Personnel						
53330 Business Travel	\$ 10,000	0	\$ 5,006	0	\$ (4,994)	0
54411 Equipment	\$ 2,000	0	\$ 2,000	0	\$ -	0
54413 Computer Equipment	\$ 3,000	0	\$ 2,000	0	\$ (1,000)	0
55101 Supplies & Materials	\$ 8,000	0	\$ 6,000	0	\$ (2,000)	0
55576 Other	\$ 5,000	0	\$ 3,000	0	\$ (2,000)	0
56680 Program Evaluation	\$ 136,948	0	\$ 86,000	0	\$ (50,948)	0
56694 Contracted Services	\$ 400,791	0	\$ 398,163	0	\$ (2,628)	0
58852 FICA/Medicare	\$ 9,274	0	\$ 19,161	0	\$ 9,887	0
59950 Workers Compensation	\$ 1,156	0	\$ 2,533	0	\$ 1,377	0
Total Non-Personnel	\$ 576,169	0	\$ 523,863	0	\$ (52,306)	0
TOTAL BUDGET FUND 2500	\$ 685,976	2	\$ 774,340	5	\$ 88,364	3
GRAND TOTAL ALL FUNDS	\$ 815,444	3	\$ 899,340	6	\$ 83,896	3



Office of Finance

		Budget FY 2018/19		Proposed FY 2019/20		<i>Office of Finance</i> Difference FY 2019/20	
		\$	FTE	\$	FTE	\$	FTE
BUDGET FUND 1000							
50110	Non Certified Salaries	\$ 157,100	0	\$ 157,100	1	\$ -	1
50118	Non Certified Salaries	\$ 349,586	4	\$ 358,325	4	\$ 8,739	0
50124	Non Certified Salaries	\$ 209,746	4	\$ 214,995	4	\$ 5,249	0
50136	Part Time Non Certified Salaries	\$ 15,600	0	\$ 15,600	0	\$ -	0
50140	Longevity	\$ 300,000	0	\$ 300,000	0	\$ -	0
50190	Retirement	\$ 1,700,000	0	\$ 1,700,000	0	\$ -	0
Total Salaries		\$ 2,732,032	8	\$ 2,746,020	9	\$ 13,988	1
Non-Personnel							
53330	Business Travel	\$ 500	0	\$ 500	0	\$ -	0
54411	Equipment	\$ 2,000	0	\$ 2,000	0	\$ -	0
55520	Supplies & Materials	\$ 55,000	0	\$ 55,000	0	\$ -	0
56650	Postage & Freight	\$ 157,500	0	\$ 157,500	0	\$ -	0
56655	Registrations, Dues & Subscriptions	\$ 1,000	0	\$ 1,000	0	\$ -	0
59950	Workers Compensation	\$ 420,000	0	\$ 420,000	0	\$ -	0
Total Non-Personnel		\$ 636,000	0	\$ 636,000	0	\$ -	0
TOTAL BUDGET FUND 1000		\$ 3,368,032	8	\$ 3,382,020	9	\$ 13,988	1
BUDGET FUND 2505							
50118	Non Certified Salaries	\$ 269,248	4	\$ 275,980	4	\$ 6,732	0
50124	Non Certified Salaries	\$ 155,343	3	\$ 158,259	3	\$ 2,916	0
50136	Part Time Non Certified Salaries	\$ 6,048	1	\$ 6,048	1	\$ -	0
Total Salaries		\$ 430,639	8	\$ 440,287	8	\$ 9,648	0
Non-Personnel							
53330	Business Travel	\$ 2,000	0	\$ 2,000	0	\$ -	0
55576	Other	\$ 72,000	0	\$ -	0	\$ (72,000)	0
58852	FICA/Medicare	\$ 29,529	0	\$ 33,682	0	\$ 4,153	0
59933	Workers Compensation	\$ 2,625	0	\$ 2,994	0	\$ 369	0
Total Non-Personnel		\$ 106,154	0	\$ 38,676	0	\$ (67,478)	0
TOTAL BUDGET FUND 2505		\$ 536,793	8	\$ 478,963	8	\$ (57,830)	0
GRAND TOTAL ALL FUNDS		\$ 3,904,825	16	\$ 3,860,983	17	\$ (43,842)	0

Finance - Operating (General Funds)

Juanita Mazyck
Business Director

Ann Casey
Business Manager
475-220-1336
Interdistrict Funds

Vacant
Account Manager
General (Operating) Funds

Joann D'Angelo
Account Clerk IV
475-220-1330

Karen Barnes
Account Clerk IV
475-220-1333

Fred Palange
Account Clerk IV
475-220-1332

Cheryl Marioni
Account Clerk IV
475-220-1331

Elaine Barnett
Account Clerk IV
475-220-1334

Robyn Odei-Ntiri
Account Clerk IV
203-946-5581

Schools
Daniles
New Horizons
Bishop Woods
Brennan Rogers
Conte West Hills
COOP
New Light

Schools
Clinton Avenue
Fair Haven
W Hooker
ASPIRE
Bassett
Nathan Hale
Betsy Ross
Edgewood
Mauro/Sheridan
Creed

Schools
Adult Ed
Celentano
King/Robinson
Elm City
Davis
East Rock
Wexler
Cross
HSC
MBA
Sound

Schools
Jepson
Hillhouse
Columbus
New Haven Academy
Hill Regional Career
Clemente
Riversid

Schools
Hill Central
Martinez
Truman
Dr. Mayo
Quinnipiac
Strong
ESUMS

Schools
Barnard
Beecher
Roos Woodward
Troup
West Rock

Departments
All Travels
Exec. Admin. - 401
Summer - 406
Bilinugal - 412
English - 416
Art - 421
Career Ed - 424
Library - 427
Staff Dev - 452
Moving - 470
Utilities - 474
Tution Billing
Crystal Rock - 474

Departments
Contracts/Agreements
Exec. Memberships
Psycholgical Ser -
Speech Audio - 492
Guidance - 461
Parking/Bldg
HR - 451
Communications -
Security - 473
Mailroom - 430

Departments
Athletics - 404
Physical Ed - 403
Field House - 405
Transportation - 471
Aquaculture - 428
Early Childhood -
Speical Ed > 150.00
IT - 472
Audio/Visual - 476
Print Shop - 478

Departments
Sped Tuit. - 494-
Staff Mileage - 401
Eval & Assess - 419
Telephone - 472
TAG Tuition - 462
Xerox - 478
Sped Ed - 490 up to 150.00
Audiology - 495
Homebound - 496
Visual Impaired - 499

Departments
Math - 411
Reading - 413
Science - 414
Social Studies - 415
World Language -
Music - 422
Family & Comm -
Social Work - 493
Ott School Sup - 440
PIly McCabe - 464

Departments
Capital Projects
School Construction

All 922 PO's

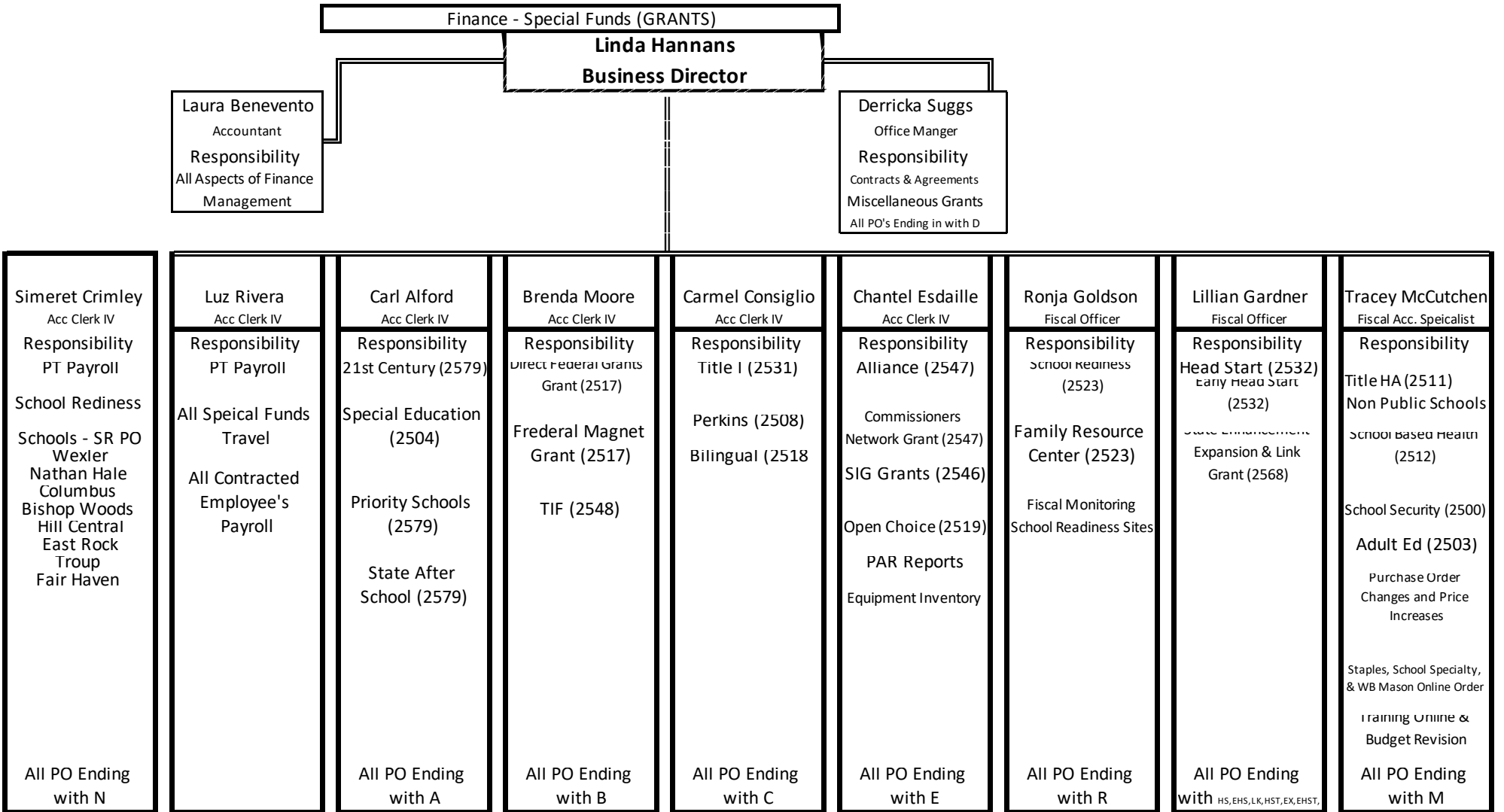
All 928 PO's

All 926 PO's

All 921 PO's

All 929 PO's

All 902 & 927 PO's



Office of Head Start & Early Childhood

		<i>Headstart/Early Childhood</i>					
		Budget FY 2018/19		Proposed FY 2019/20		Difference FY 2019/20	
		\$	FTE	\$	FTE	\$	FTE
BUDGET FUND 1000							
50112	Certified Salaries	\$ 140,000	0	\$ 140,000	1	\$ -	1
Total Salaries		\$ 140,000	0	\$ 140,000	1	\$ -	1
Non-Personnel							
53330	Business Travel	\$ 1,000	0	\$ 1,000	0	\$ -	0
55520	Supplies & Materials	\$ 1,600	0	\$ 1,600	0	\$ -	0
56694	Other Contractual Services	\$ 156,400	0	\$ 156,400	0	\$ -	0
Total Non-Personnel		\$ 159,000	0	\$ 159,000	0	\$ -	0
TOTAL BUDGET FUND 1000		\$ 299,000	0	\$ 299,000	1	\$ -	1
BUDGET FUND 2532							
50118	Non Certified Salaries	\$ 598,056	8	\$ 613,007	8	\$ 14,951	0
50135	Non Certified Salaries	\$ 40,548	1	\$ 41,562	1	\$ 1,014	0
50136	Part Time Non Certified Salaries	\$ -		\$ -	0	\$ -	0
Total Salaries		\$ 638,604	9	\$ 654,569	9	\$ 15,965	0
Non-Personnel							
53330	Business Travel	\$ 7,750	0	\$ 25,500	0	17,750	0
53350	Professional Meetings	\$ -	0	\$ 10,881	0	10,881	0
55100	Supplies & Materials	\$ 50,365	0	\$ 50,000	0	-365	0
55100	Supplies & Materials Adm	\$ 23,400	0	\$ 18,000	0	-5,400	0
56601	Transportation	\$ 116,640	0	\$ 291,600	0	174,960	0
56605	Field Trips	\$ -	0	\$ 5,000	0	5,000	0
56694	Contracted Services	\$ 100,200	0	\$ 131,497	0	31,297	0
56800	Parent Activities	\$ 2,500	0	\$ 5,000	0	2,500	0
58852	FICA/Medicare	\$ 50,075	0	\$ 1,221	0	-48,853	0
59933	Workers Compensation	\$ 4,451	0	\$ 109	0	-4,343	0
Total Non-Personnel		\$ 355,381	0	\$ 538,808	0	\$ 183,427	0
TOTAL BUDGET FUND 2500		\$ 993,985	9	\$ 1,193,377	9	\$ 199,392	0
GRAND TOTAL ALL FUNDS		\$ 1,292,985	9	\$ 1,193,377	10	\$ 199,392	1

Office of Talent Management & Development

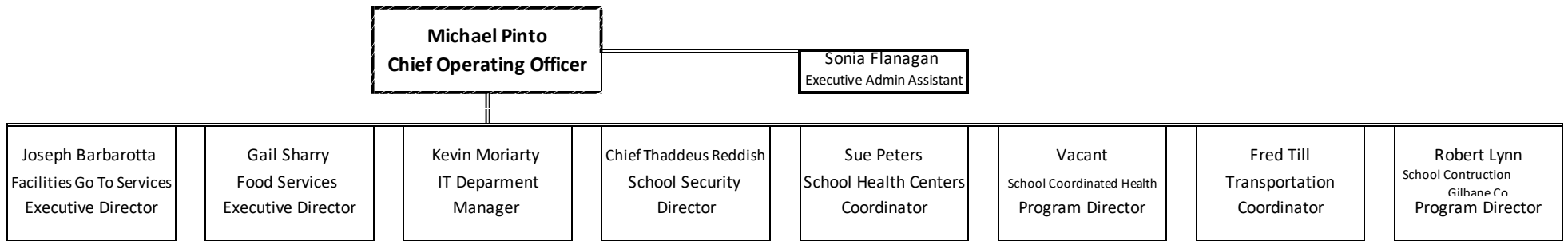
	Budget FY 2018/19		Proposed FY 2019/20		<i>Office of Talent</i> Difference FY 2019/20	
	\$	FTE	\$	FTE	\$	FTE
BUDGET FUND 1000						
50110 Non Certified Salaries	\$ 146,223	0	\$ 146,223	1	\$ -	1
50115 Certified Salaries	\$ 93,319	1	\$ 93,319	1	\$ -	0
50124 Non Certified Salaries	\$ 40,697	1	\$ 41,715	1	\$ 1,018	0
Total Salaries	\$ 239,542	1	\$ 239,542	2	\$ -	0
Non-Personnel						
53350 Professional Meetings	\$ 1,000	0	\$ 1,000	0	\$ -	0
54411 Equipment	\$ 900	0	\$ 900	0	\$ -	0
55520 Supplies & Materials	\$ 15,000	0	\$ 15,000	0	\$ -	0
56694 Other Contractual Services	\$ 51,000	0	\$ 51,000	0	\$ -	0
Total Non-Personnel	\$ 67,900	0	\$ 67,900	0	\$ -	0
TOTAL BUDGET FUND 1000	\$ 307,442	1	\$ 307,442	2	\$ -	0

	Budget FY 2018/19		Proposed FY 2019/20		<i>Human Resources</i> Difference FY 2019/20	
	\$	FTE	\$	FTE	\$	FTE
BUDGET FUND 1000						
50110 Non Certified Salaries	\$ 140,904	1	\$ 142,597	2	\$ 1,693	1
50111 Non Certified Salaries	\$ 142,800	1	\$ 145,656	1	\$ 2,856	0
50116 Non Certified Salaries	\$ 1,500,000	0	\$ 1,500,000	0	\$ -	0
50118 Non Certified Salaries	\$ 120,673	2	\$ 123,689	2	\$ 3,016	0
50136 Part Time Non Certified Salaries	\$ 10,000	0	\$ 10,000	0	\$ -	0
Total Salaries	\$ 1,914,377	4	\$ 1,921,942	5	\$ 7,565	1
Non-Personnel						
53310 Mileage	\$ 3,000	0	\$ 3,000	0	\$ -	0
53350 Professional Meetings	\$ 10,000	0	\$ 10,000	0	\$ -	0
55520 Supplies & Materials	\$ 4,500	0	\$ 4,500	0	\$ -	0
56689 Emergency Medical	\$ 3,000	0	\$ 3,000	0	\$ -	0
56694 Other Contractual Services	\$ 70,000	0	\$ 70,000	0	\$ -	0
Total Non-Personnel	\$ 90,500	0	\$ 90,500	0	\$ -	0
TOTAL BUDGET FUND 1000	\$ 2,004,877	4	\$ 2,012,442	0	\$ 7,565	1

Office of Operations

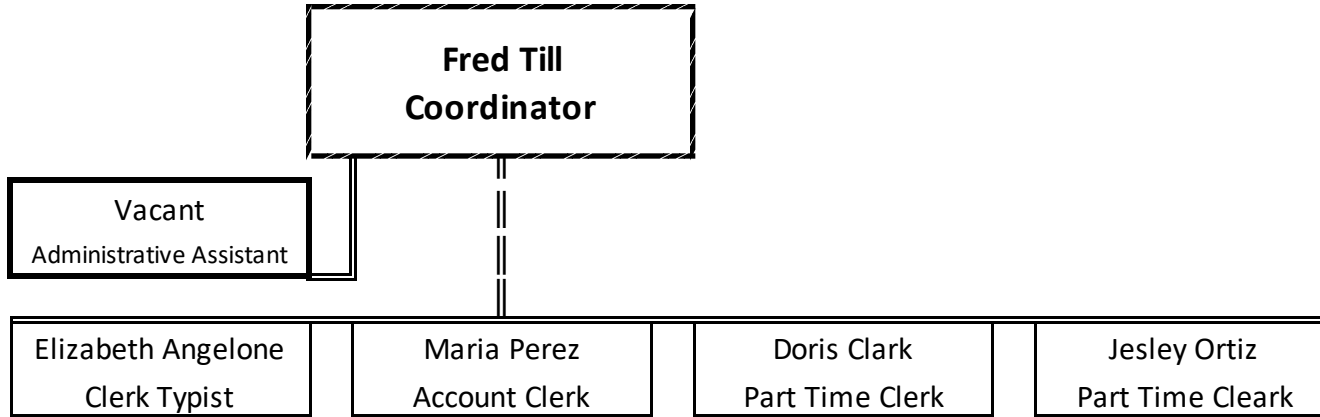
		Budget FY 2018/19		Proposed FY 2019/20		Difference FY 2019/20	
		\$	FTE	\$	FTE	\$	FTE
BUDGET FUND 1000							
50110	Non Certified Salaries	\$ 169,675	1	\$ 149,350	1	\$ (20,325)	0
50118	Non Certified Salaries	\$ 71,488	1	\$ 73,276	1	\$ 1,788	0
50124	Non Certified Salaries	\$ 44,243	1	\$ 45,350	1	\$ 1,107	0
50136	Non Certified Salaries	\$ 36,000	0	\$ 36,000	0	\$ -	0
Total Salaries		\$ 321,406	3	\$ 303,976	3	\$ (17,430)	0
Non-Personnel							
53310	Mileage	\$ 250,000	0	\$ 250,000	0	\$ -	0
54415	Furniture	\$ 3,000	0	\$ 3,000	0	\$ -	0
55520	Supplies & Materials	\$ 1,500	0	\$ 1,500	0	\$ -	0
56621	Moving Services	\$ 50,000	0	\$ 50,000	0	\$ -	0
56652	Rental	\$ 589,605	0	\$ 589,605	0	\$ -	0
56694	Other Contractual Services	\$ 300,000	0	\$ 300,000	0	\$ -	0
Total Non-Personnel		\$ 1,194,105	0	\$ 1,194,105	0	\$ -	0
TOTAL BUDGET FUND 1000		\$ 1,515,511	3	\$ 1,498,081	3	\$ (17,430)	0

		Budget FY 2018/19		Proposed FY 2019/20		Difference FY 2019/20	
		\$	FTE	\$	FTE	\$	FTE
BUDGET FUND 1000							
50112	Non Certified Salaries	\$ 116,915	1	\$ 116,915	1	\$ -	0
50118	Non Certified Salaries	\$ 52,187	1	\$ 56,630	1	\$ 4,443	0
50124	Non Certified Salaries	\$ 95,957	2	\$ 98,357	2	\$ 2,400	0
50136	Part Time Non Certified Salaries	\$ 15,000	0	\$ 15,000	0	\$ -	0
Total Salaries		\$ 280,059	4	\$ 286,902	4	\$ 6,843	0
Non-Personnel							
54411	Equipment	\$ 2,000	0	\$ 2,000	0	\$ -	0
55520	Supplies & Materials	\$ 2,000	0	\$ 2,000	0	\$ -	0
56601	Transportation/Busing	\$ 14,616,298	0	\$ 13,389,537	0	\$ (1,226,761)	0
56603	Transp/Tech Schools	\$ 441,157	0	\$ 442,480	0	\$ 1,323	0
56604	Transit Bus Passes	\$ 176,000	0	\$ 182,821	0	\$ 6,821	0
56605	Field Trips	\$ 82,750	0	\$ 82,750	0	\$ -	0
56606	Interdistrict Transportation	\$ 554,749	0	\$ 556,413	0	\$ 1,664	0
56694	Other Contractual Services	\$ 2,000	0	\$ 2,000	0	\$ -	0
Total Non-Personnel		\$ 15,876,954	0	\$ 14,660,001	0	\$ (1,216,953)	0
TOTAL BUDGET FUND 1000		\$ 16,157,013	4	\$ 14,946,903	4	\$ (1,210,110)	0





NEW HAVEN PUBLIC SCHOOLS





NEW HAVEN PUBLIC SCHOOLS

Gail Sharry Cairns
Executive Director

Michael Gormany
Finance & Operations

Central Office
Administrative Staff

Lucinda Marshall
Account Clerk IV

Jennifer Punzo
Account Clerk IV

Robert Azukas
Account Clerk IV

Sharon P Moore
Administrative Asst. II

Cheryl Myers
Clerk Typist

Daniel Shields
Dietician/Café Manager

Truck Drivers

Krima Byrd
Central Kitchen Lead Cook

Central Kitchen
Cafeteria Workers

Mary Jane House
Café Manager

School
Cafeteria Workers

David Prescott
Café Manager

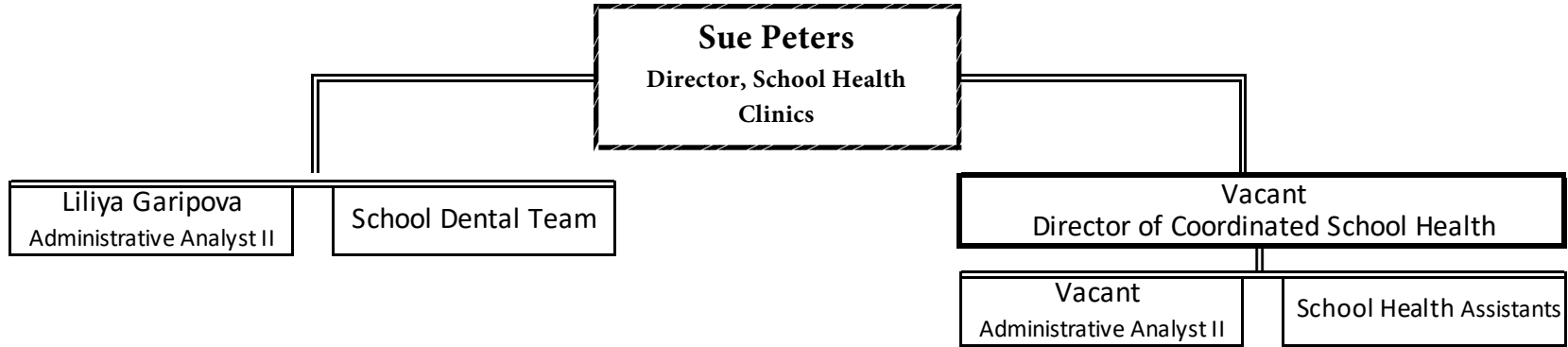
School
Cafeteria Workers

Peter Boiash
Café Manager

School
Cafeteria Workers

Edward McMillian
Café Manager

School
Cafeteria Workers



Office of Operations

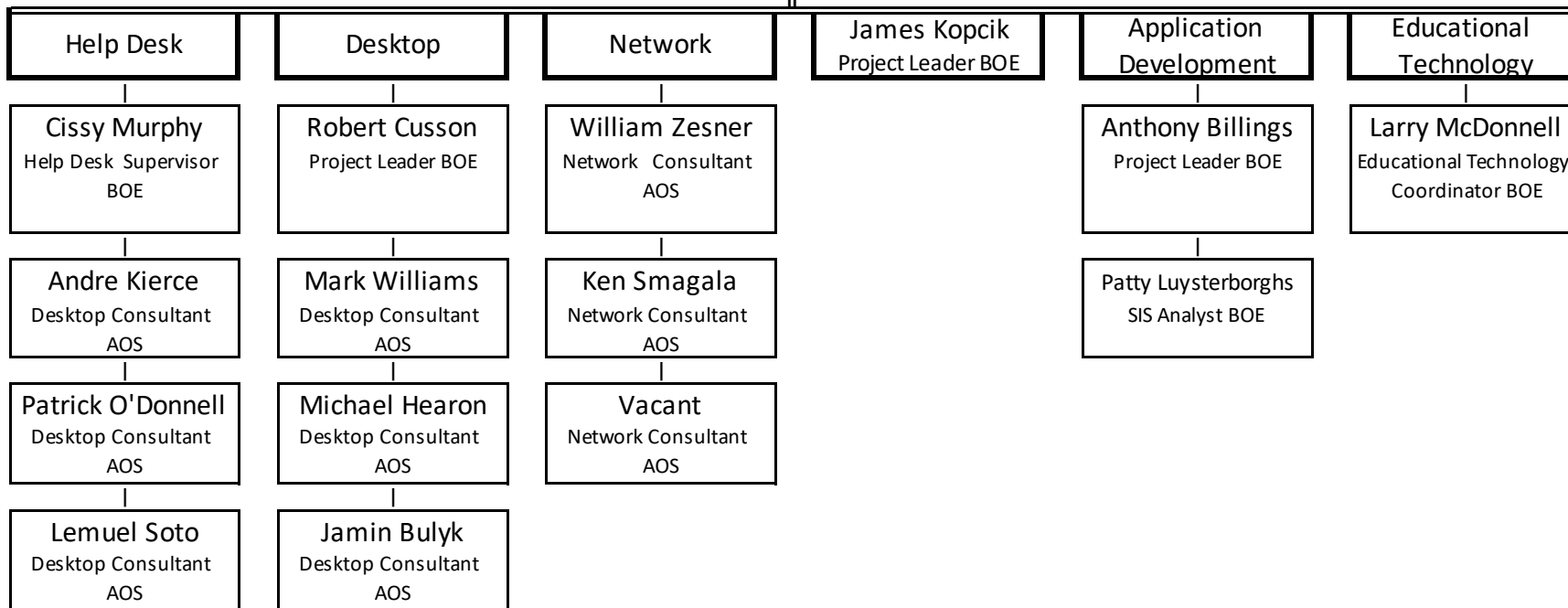
	Budget		Proposed		<i>IT Department</i> Difference				
	FY 2018/19		FY 2019/20		FY 2019/20				
	\$	FTE	\$	FTE	\$	FTE			
BUDGET FUND 1000									
50118 Non Certified Salaries	\$	496,687	7	\$	509,106	7	\$	12,419	0
50136 Part Time Non Certified Salaries	\$	5,000	0	\$	5,000	0	\$	-	0
Total Salaries	\$	501,687	7	\$	514,106	7	\$	12,419	0
Non-Personnel									
52260 Telephone	\$	650,000	0	\$	300,000	0	\$	(350,000)	0
52265 Telecommunication\Internet	\$	60,000	0	\$	10,000	0	\$	(50,000)	0
54411 Equipment	\$	15,000	0	\$	15,000	0	\$	-	0
55520 Supplies & Materials	\$	2,500	0	\$	2,500	0	\$	-	0
56623 Repairs & Maintenance	\$	30,000	0	\$	30,000	0	\$	-	0
56694 Other Contractual Services	\$	1,000,000	0	\$	1,000,000	0	\$	-	0
Total Non-Personnel	\$	1,757,500	0	\$	1,357,500	0	\$	(400,000)	0
TOTAL BUDGET FUND 1000	\$	2,259,187	7	\$	1,871,606	7	\$	(387,581)	0

	Budget		Proposed		<i>Security</i> Difference				
	FY 2018/19		FY 2019/20		FY 2019/20				
	\$	FTE	\$	FTE	\$	FTE			
BUDGET FUND 1000									
50112 Non Certified Salaries	\$	124,848	1	\$	127,345	1	\$	2,497	0
50118 Non Certified Salaries	\$	106,170	2	\$	108,825	2	\$	2,655	0
50124 Non Certified Salaries	\$	48,242	1	\$	49,449	1	\$	1,207	0
50130 Non Certified Salaries Overtime	\$	475,000	0	\$	475,000	0	\$	-	0
Total Salaries	\$	754,260	4	\$	633,274	4	\$	3,862	0
Non-Personnel									
53329 Security Monitoring	\$	20,000	0	\$	20,000	0	\$	-	0
54411 Equipment	\$	15,000	0	\$	15,000	0	\$	-	0
55520 Supplies & Materials	\$	1,350	0	\$	1,350	0	\$	-	0
55586 Uniforms	\$	17,000	0	\$	17,000	0	\$	-	0
56623 Repairs & Maintenance	\$	4,500	0	\$	4,500	0	\$	-	0
56694 Other Contractual Services	\$	15,000	0	\$	15,000	0	\$	-	0
Total Non-Personnel	\$	72,850	0	\$	72,850	0	\$	-	0
TOTAL BUDGET FUND 1000	\$	827,110	4	\$	706,124	4	\$	3,862	0



NEW HAVEN PUBLIC SCHOOLS

Kevin Moriarty
President





NEW HAVEN PUBLIC SCHOOLS

Chief Thaddeus Reddish
Director of School Security

Rita Worthy
Clerk Typist

Derrick Powell
Supervisor

Ewin Baez
Supervisor

Ronald Rosarbo
Supervisor

Angelita Zayas
Supervisor

Domingo Santiago
Supervisor (Night Shift)

Starr Birt
Supervisor (Night Shift)

School Security
Officers

School Security
Officers

School Security
Officers

Office of Operations

		Budget FY 2018/19		Proposed FY 2019/20		<i>Operation of Plant</i> Difference FY 2019/20	
		\$	FTE	\$	FTE	\$	FTE
BUDGET FUND 1000							
50118	Non Certified Salaries	\$ 90,614	2	\$ 93,332	2	\$ 2,718	0
50121	Non Certified Salaries	\$ 603,941	6	\$ 622,059	6	\$ 18,118	0
50122	Non Certified Salaries	\$ 752,744	10	\$ 775,326	10	\$ 22,582	0
50124	Non Certified Salaries	\$ 51,872	0	-	0	\$ (51,872)	0
50130	Non Certified Salaries Overtime	\$ 130,000	0	\$ 130,000	0	-	0
50147	Non Certified Salaries Overtime	\$ 475,000	0	\$ 475,000	0	-	0
Total Salaries		\$ 1,409,616	18	\$ 2,095,718	18	\$ (8,453)	0
Non-Personnel							
52210	Natural Gas	\$ 1,550,000	0	\$ 1,346,500	0	\$ (203,500)	0
52220	Electricity	\$ 6,150,000	0	\$ 5,709,500	0	\$ (440,500)	0
52235	Heating Fuels	\$ 10,000	0	\$ 10,000	0	-	0
52250	Water	\$ 234,760	0	\$ 234,760	0	-	0
52290	Sewer	\$ 175,440	0	\$ 175,440	0	-	0
54411	Equipment	\$ 10,000	0	\$ 10,000	0	-	0
55520	Supplies & Materials	\$ 5,400	0	\$ 5,400	0	-	0
55538	Gas & Oil	\$ 115,000	0	\$ 35,000	0	\$ (80,000)	0
55570	Building & Ground Maint. Supplies	\$ 145,000	0	\$ 100,000	0	\$ (45,000)	0
55571	Custodial Overtime	\$ 667,320	0	\$ 488,000	0	\$ (179,320)	0
55573	Light Bulbs	\$ 50,000	0	\$ 30,000	0	\$ (20,000)	0
56623	Repairs & Maintenance	\$ 25,000	0	\$ 25,000	0	-	0
56624	Building Maintenance	\$ 808,000	0	\$ 425,000	0	\$ (383,000)	0
56656	Rental of Equipment	\$ 8,000	0	\$ 8,000	0	-	0
56662	Maintenance Agreement - Services	\$ 943,929	0	\$ 725,000	0	\$ (218,929)	0
56665	Vehicle Repairs	\$ 80,000	0	\$ 80,000	0	-	0
56694	Other Contractual Services	\$ 6,522,858	0	\$ 6,522,858	0	-	0
Total Non-Personnel		\$ 17,500,707	0	\$ 15,930,458	0	\$ (1,570,249)	0
TOTAL BUDGET FUND 1000		\$ 18,910,323	18	\$ 18,026,176	18	\$ (1,578,702)	0

Office of Operations

Warehouse

	Budget FY 2018/19		Proposed FY 2019/20		Difference FY 2019/20	
	\$	FTE	\$	FTE	\$	FTE
BUDGET FUND 1000						
50129 Non Certified Salaries	\$	153,561	3	\$	102,376	2
50147 Non Certified Salaries Overtime	\$	5,000	0	\$	-	0
Total Salaries	\$	158,561	3	\$	102,376	2
				\$	(56,185)	-1
Non-Personnel						
55520 Supplies & Materials	\$	3,000	0	\$	3,000	0
56623 Repairs & Maintenance	\$	2,000	0	\$	2,000	0
56652 Rental	\$	445,439	0	\$	-	0
56656 RENTAL OF Equipment	\$	7,200	0	\$	7,200	0
56694 Other Contractual Services	\$	500	0	\$	500	0
Total Non-Personnel	\$	458,139	0	\$	12,700	0
				\$	(445,439)	0
TOTAL BUDGET FUND 1000	\$	616,700	3	\$	115,076	2
				\$	(501,624)	-1

Legal Services

	Budget FY 2018/19		Proposed FY 2019/20		Difference FY 2019/20	
	\$	FTE	\$	FTE	\$	FTE
BUDGET FUND 1000						
Non-Personnel						
56696 Legal/Lawyers	\$	400,000	0	\$	400,000	0
59932 Settlements	\$	10,000	0	\$	350,000	0
Total Non-Personnel	\$	410,000	0	\$	750,000	0
				\$	340,000	0
TOTAL BUDGET FUND 1000	\$	410,000	0	\$	750,000	0
				\$	340,000	0



NEW HAVEN PUBLIC SCHOOLS

Manny Gomez
Principal Owner

Joseph Barbarotta
Executive Director

John L Barbarotta
Director of Plant Operations

Miles Sadler
Administrator

Support Staff

Myles Green
Custodial Suerpvior

Rob Blennan
Custodial Suerpvior (Night)

Jimmy Bianchi
Custodial Suerpvior (Day)

Harkeem Pinkston
Service Response

Heather Barbarotta
Permit & Energy Manament

Lisa Hopkins
Custodial Suerpvior (Night)

Donna Fletcher
Building Manager (Hillhouse)

287 Truck Drivers
(Utility, Café, Warehouse)

Tom Falzone
OSHA Consultant

Luz Perez
Accountant Clerk IV

Building Manager

Charles Stevenson
Assistant Building Manager
(Hillhouse)

Building Mangers

Marvin Bivens
Operational Manager

Mark Albert
Energy Consultant

Luis Perez
Building Manager (Career)

Floater

Tradesmen

Audio Visual Consultant

Carlton Langston
Assistant Building Manager
(Career)

Building Mangers

Scott Bohannon
Building Manager (Cross)

Sheyla Moncayo
Assistant Building Manager
(Cross)

Office of Operations

Print/Copy Services

	Budget FY 2018/19		Proposed FY 2019/20		Difference FY 2019/20	
	\$	FTE	\$	FTE	\$	FTE
BUDGET FUND 1000						
50136 Part Time Non Certified Salaries	\$	82,334	0	\$	82,334	0
50141 Seasonal Help	\$	31,920	0	\$	31,920	0
Total Salaries	\$	114,254	0	\$	114,254	0
Non-Personnel						
55520 Supplies & Materials	\$	275,000	0	\$	275,000	0
56694 Other Contractual Services	\$	725,000	0	\$	725,000	0
Total Non-Personnel	\$	1,000,000	0	\$	1,000,000	0
TOTAL BUDGET FUND 1000	\$	1,114,254	0	\$	1,114,254	0



Office of Youth, Family & Community Engagement

Office of Youth, Family and Community Engagement

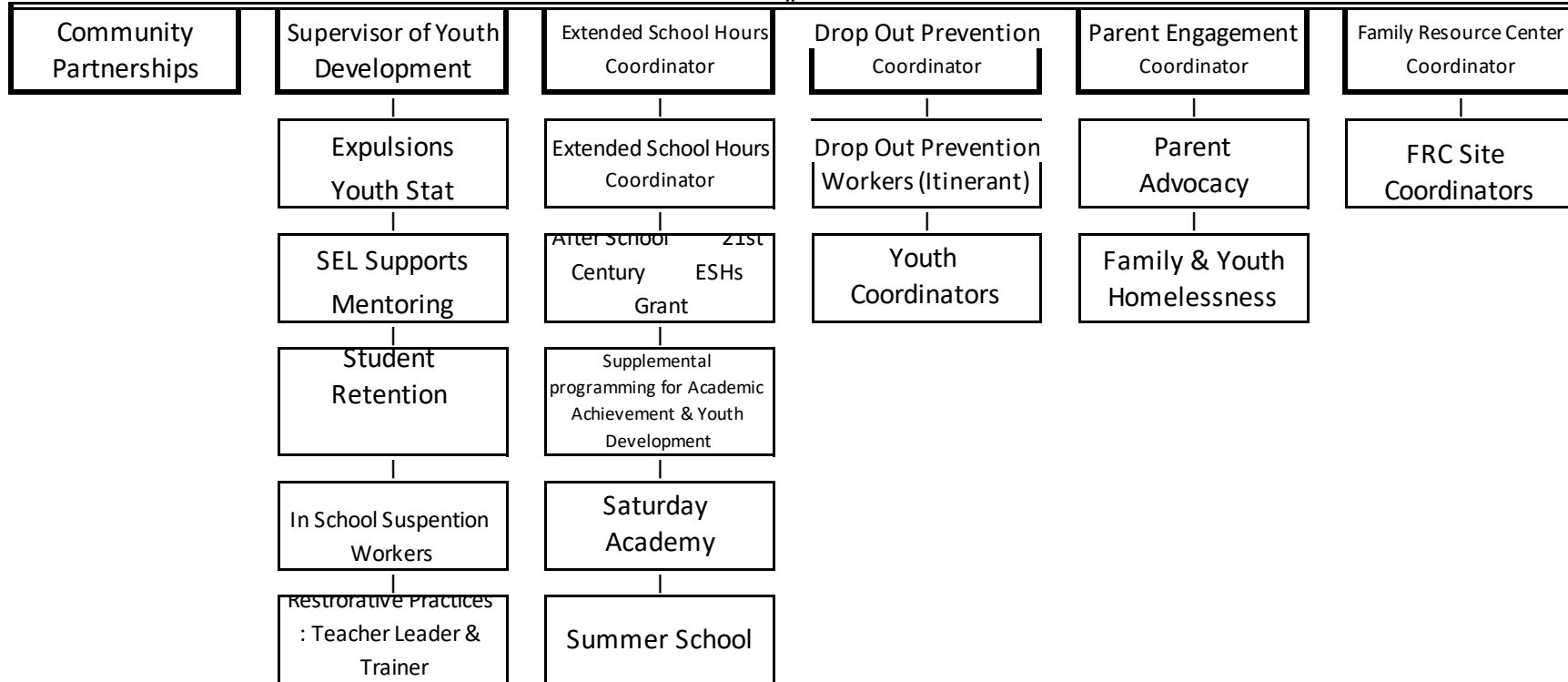
	Budget FY 2018/19		Proposed FY 2019/20		Difference FY 2019/20	
	\$	FTE	\$	FTE	\$	FTE
BUDGET FUND 1000						
50110 Non Certified Salaries	\$ 146,841	1	\$ 149,778	1	\$ 2,937	0
50118 Non Certified Salaries	\$ 82,199	1	\$ 84,254	1	\$ 2,055	0
Total Salaries	\$ 229,040	2	\$ 234,032	2	\$ 4,992	0
Non-Personnel						
53310 Mileage	\$ 20,400	0	\$ 20,400	0	\$ -	0
55520 Supplies & Materials	\$ 5,000	0	\$ 5,000	0	\$ -	0
56694 Other Contractual Services	\$ 40,000	0	\$ 40,000	0	\$ -	0
Total Non-Personnel	\$ 65,400	0	\$ 65,400	0	\$ -	0
TOTAL BUDGET FUND 1000	\$ 294,440	2	\$ 299,432	2	\$ 4,992	0





NEW HAVEN PUBLIC SCHOOLS

Office of Youth, Family & Community Engagement



Office of Student Services

Office of Student Services

	Budget FY 2018/19		Proposed FY 2019/20		Difference FY 2019/20	
	\$	FTE	\$	FTE	\$	FTE
BUDGET FUND 1000						
50111 Certified Salaries	\$ 157,618	1	\$ 160,770	1	\$ 3,152	0
50112 Certified Salaries	\$ 741,855	5	\$ 756,692	5	\$ 14,837	0
50124 Non Certified Salaries	\$ 40,697	1	\$ 41,715	1	\$ 1,018	0
50136 Part Time Non Certified Salaries	\$ 630,000	0	\$ 630,000	0	\$ -	0
50141 Seasonal Help Salaries	\$ 200,000	0	\$ 200,000	0	\$ -	0
Total Salaries	\$ 1,770,170	7	\$ 756,692	7	\$ 14,837	0
Non-Personnel						
54411 Equipment	\$ 41,300	0	\$ 41,300	0	\$ -	0
55520 Supplies & Materials	\$ 51,000	0	\$ 51,000	0	\$ -	0
55531 Textbooks	\$ 42,000	0	\$ 42,000	0	\$ -	0
56623 Repairs & Maintenance	\$ 1,000	0	\$ 1,000	0	\$ -	0
56694 Other Contractual Services	\$ 440,000	0	\$ 440,000	0	\$ -	0
54411 Equipment	\$ 22,963	0	\$ 22,963	0	\$ -	0
55520 Supplies & Materials	\$ 78,957	0	\$ 78,957	0	\$ -	0
56602 Special Ed Transportation	\$ 4,485,471	0	\$ 4,498,927	0	\$ 13,456	0
56604 Transit Bus Passes	\$ 51,375	0	\$ 51,375	0	\$ -	0
56607 Outplacement Transportation	\$ 2,514,795	0	\$ 3,500,000	0	\$ 985,205	0
56608 Field Trips (Non- Public)	\$ 205,500	0	\$ 206,117	0	\$ 617	0
56623 Repairs & Maintenance	\$ 4,608	0	\$ 4,608	0	\$ -	0
56623 Repairs & Maintenance	\$ 1,000	0	\$ 1,000	0	\$ -	0
56652 Rental	\$ 455,340	0	\$ -	0	\$ (455,340)	0
56671 Tuition	\$ 18,925,567	0	\$ 19,583,334	0	\$ 657,767	0
56694 Other Contractual Services	\$ 762,340	0	\$ 762,340	0	\$ -	0
Total Non-Personnel	\$ 28,083,216	0	\$ 29,284,921	0	\$ -	0
TOTAL BUDGET FUND 1000	\$ 29,853,386	7	\$ 30,041,613	7	\$ 14,837	0



Office of Student Services

Office of Student Services (continued)

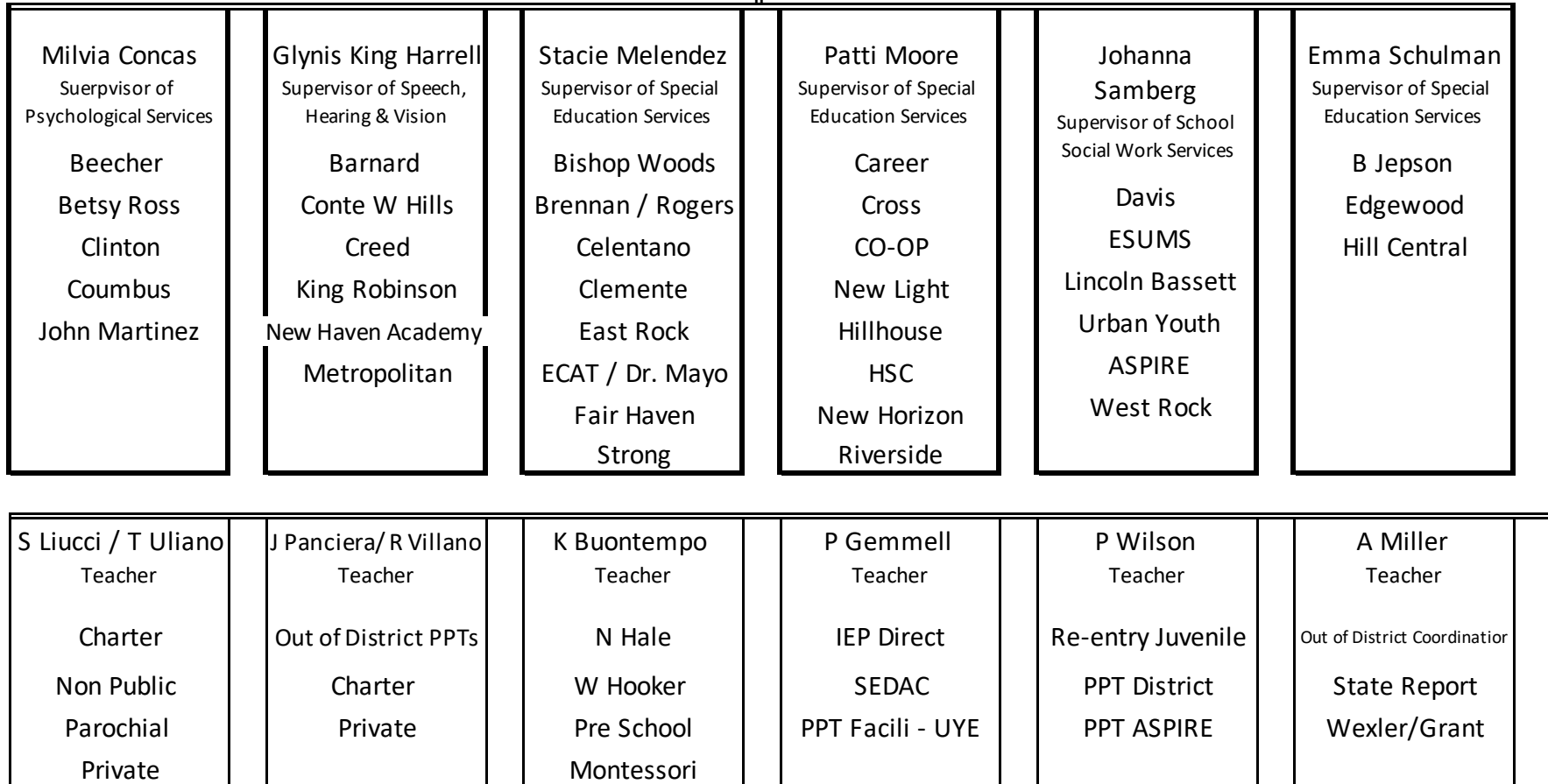
	Budget FY 2018/19			Proposed FY 2019/20			Difference FY 2019/20			
BUDGET FUND 2504										
50112	Certified Salaries	\$	141,802	1	\$	146,056	1	\$	4,254	0
50118	Non Certified Salaries	\$	110,295	2	\$	113,603	2	\$	3,308	0
50124	Non Certified Salaries	\$	200,718	4	\$	206,739	4	\$	6,021	0
50136	Part Time Non Certified Salaries	\$	-	0	\$	-	0	\$	-	0
50141	Seasonal Help Salaries	\$	-	0	\$	-	0	\$	-	0
Total Salaries		\$	452,815	7	\$	466,398	7	\$	3,308	0
Non-Personnel										
53330	Travel/Mileage	\$	12,000	0	\$	12,000	0	\$	-	0
55520	Supplies & Materials	\$	220,803	0	\$	-	0	\$	(220,803)	0
56605	Field Trips	\$	3,000	0	\$	-	0	\$	(3,000)	0
56800	Parent Activities	\$	1,500	0	\$	-	0	\$	(1,500)	0
56901	In Service	\$	5,000	0	\$	-	0	\$	(5,000)	0
56903	Pupil Services	\$	1,760,375	0	\$	1,500,000	0	\$	(260,375)	0
56904	Tutors	\$	196,002	0	\$	-	0	\$	(196,002)	0
58852	FICA/Medicare	\$	87,454	0	\$	87,545	0	\$	91	0
59933	Workers Compensation	\$	20,659		\$	20,659		\$	-	
61200	Indirect Costs	\$	96,000	0	\$	96,000	0	\$	-	0
Total Non-Personnel		\$	2,402,793	0	\$	1,716,204	0	\$	(6,500)	0
TOTAL BUDGET FUND 1000		\$	2,855,608	7	\$	2,182,602	7	\$	(3,192)	0
GRAND TOTAL ALL FUNDS		\$	32,708,994	14	# \$	32,224,215	14	# \$	11,645	0





NEW HAVEN PUBLIC SCHOOLS

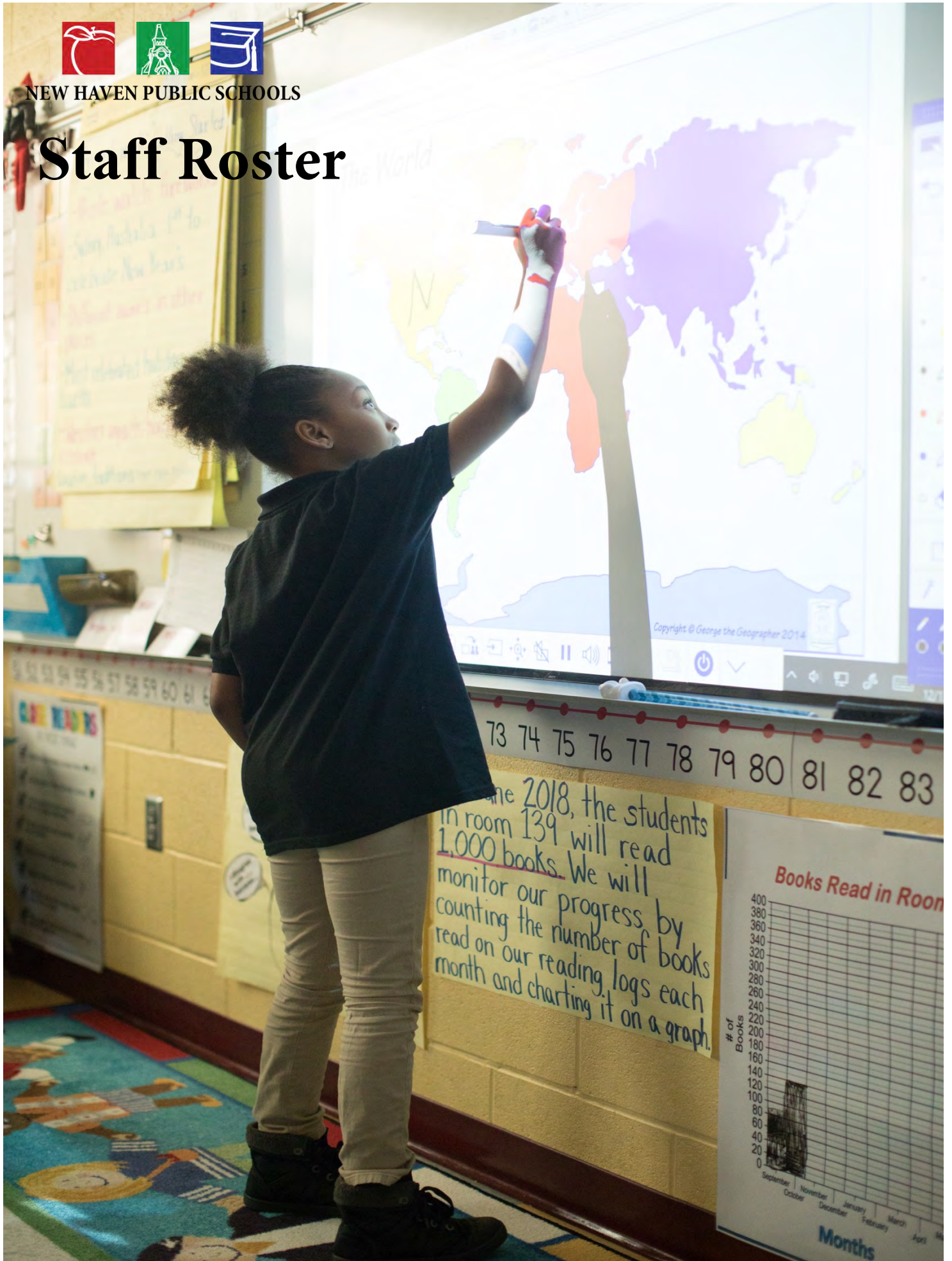
Typhanie Jackson
Director of Student Services





NEW HAVEN PUBLIC SCHOOLS

Staff Roster





NEW HAVEN PUBLIC SCHOOLS

Staff Roster

Class Name	Job Title	Name	Current Salary	2019-2020 Salary
ADMINISTRATORS	ASSISTANT PRINCIPAL-7606	AIELLO, DONNA	143,009.00	152,253.00
ADMINISTRATORS	ASSISTANT PRINCIPAL-7606	ASARISI, MARISA	126,280.00	128,806.00
ADMINISTRATORS	ASSISTANT PRINCIPAL-7606	BAKER, JAMIE	128,636.00	131,209.00
ADMINISTRATORS	ASSISTANT PRINCIPAL-7606	BARBARITO, ERIC	128,844.00	131,421.00
ADMINISTRATORS	ASSISTANT PRINCIPAL-7606	BONILLA, MYRTA	129,844.00	132,441.00
ADMINISTRATORS	ASSISTANT PRINCIPAL-7606	BRILLANTE, ANN	128,636.00	131,209.00
ADMINISTRATORS	ASSISTANT PRINCIPAL-7606	BROWN, NICOLE	123,551.00	126,022.00
ADMINISTRATORS	ASSISTANT PRINCIPAL-7606	BROWNING, JULIE	129,844.00	132,441.00
ADMINISTRATORS	ASSISTANT PRINCIPAL-7606	BRUNSON, ANGELA	128,636.00	131,209.00
ADMINISTRATORS	ASSISTANT PRINCIPAL-7606	CAMARCO, PAUL	118,607.00	120,979.00
ADMINISTRATORS	ASSISTANT PRINCIPAL-7606	CARAZO, KAREN	129,844.00	132,441.00
ADMINISTRATORS	ASSISTANT PRINCIPAL-7606	CIARCIA, STEPHEN	129,844.00	132,441.00
ADMINISTRATORS	ASSISTANT PRINCIPAL-7606	CLARINO, JENNY	128,636.00	149,147.00
ADMINISTRATORS	ASSISTANT PRINCIPAL-7606	CLARK, MARIA	125,272.00	127,777.00
ADMINISTRATORS	ASSISTANT PRINCIPAL-7606	COADY, JAMIE	120,987.00	123,407.00
ADMINISTRATORS	ASSISTANT PRINCIPAL-7606	COURCEY, KERRY	129,844.00	132,441.00
ADMINISTRATORS	ASSISTANT PRINCIPAL-7606	CRISCI, FLORENCE	128,844.00	131,421.00
ADMINISTRATORS	ASSISTANT PRINCIPAL-7606	DANILEY, KIMBERLY	124,285.00	126,771.00
ADMINISTRATORS	ASSISTANT PRINCIPAL-7606	DERWIN, MARY	132,273.00	134,918.00
ADMINISTRATORS	ASSISTANT PRINCIPAL-7606	EDMONDS-DUFF, MIA	126,407.00	128,935.00
ADMINISTRATORS	ASSISTANT PRINCIPAL-7606	ELLISON, TIANKO	126,407.00	128,935.00
ADMINISTRATORS	ASSISTANT PRINCIPAL-7606	FLANAGAN, GEORGE	128,844.00	131,421.00
ADMINISTRATORS	ASSISTANT PRINCIPAL-7606	FOREMAN, EUGENE	128,844.00	131,421.00
ADMINISTRATORS	ASSISTANT PRINCIPAL-7606	GOLIA, MICHAEL	128,844.00	131,421.00
ADMINISTRATORS	ASSISTANT PRINCIPAL-7606	JENKINS, JENNIFER	127,059.00	129,600.00
ADMINISTRATORS	ASSISTANT PRINCIPAL-7606	MCCARTHY, THOMAS	142,009.00	144,849.00
ADMINISTRATORS	ASSISTANT PRINCIPAL-7606	MITCHELL, TINA	124,285.00	126,771.00
ADMINISTRATORS	ASSISTANT PRINCIPAL-7606	MORALES, MONICA	122,015.00	124,455.00
ADMINISTRATORS	ASSISTANT PRINCIPAL-7606	MOSELEY, JAMES	128,636.00	131,209.00
ADMINISTRATORS	ASSISTANT PRINCIPAL-7606	NGUYEN, JOHN	128,844.00	131,421.00
ADMINISTRATORS	ASSISTANT PRINCIPAL-7606	PARIS-COOPER, STEPHANIE	126,280.00	128,806.00
ADMINISTRATORS	ASSISTANT PRINCIPAL-7606	PEREZ, YESENIA	120,987.00	123,407.00
ADMINISTRATORS	ASSISTANT PRINCIPAL-7606	PILLINER, GARFIELD	126,280.00	128,806.00
ADMINISTRATORS	ASSISTANT PRINCIPAL-7606	POTOCKY, MARC	128,636.00	131,209.00
ADMINISTRATORS	ASSISTANT PRINCIPAL-7606	RIZZO, ANDREA	126,280.00	128,806.00
ADMINISTRATORS	ASSISTANT PRINCIPAL-7606	SWEETING, MARK	127,059.00	129,600.00
ADMINISTRATORS	ASSISTANT PRINCIPAL-7606	TARKA, JOHN	121,646.00	124,079.00
ADMINISTRATORS	ASSISTANT PRINCIPAL-7606	VOISINE, SCOTT	126,280.00	128,806.00
ADMINISTRATORS	ASSISTANT PRINCIPAL-7606	WALKER, TONI	142,009.00	144,849.00
ADMINISTRATORS	ASSISTANT PRINCIPAL-7606	WELFARE, HARRY	129,844.00	132,441.00
ADMINISTRATORS	ASSISTANT PRINCIPAL-7606	WHITE DEPRIEST, LESLIE	128,844.00	131,421.00
ADMINISTRATORS	ASSISTANT PRINCIPAL-7606	WILSON, KIMBERLY	118,607.00	120,979.00
ADMINISTRATORS	ASSISTANT PRINCIPAL-7606	YUHAS, ERIC	129,844.00	132,441.00
ADMINISTRATORS	ASSISTANT SUPERINTENDENT-7602	REDD HANNANS, KEISHA	165,000.00	165,000.00
ADMINISTRATORS	ASST SUPT.CUR.,INSTR.&ASESMENT-7698	TRACEY, ILINE	165,000.00	165,000.00
ADMINISTRATORS	ATHLETIC DIRECTOR-7621	PATCHKOFKY, ERIK	155,821.00	150,268.00
ADMINISTRATORS	COOR.MAGNET SCH. ASSISTANCE PR-7684	BONANNO, MICHELE	120,508.00	120,543.00
ADMINISTRATORS	COORDINATOR AQUACULTURE-7608	VISEL, TIMOTHY	131,868.00	134,505.00
ADMINISTRATORS	DIR COLLEGE&CAREER PATHWAYS-7657	GARCIA-BLOCKER, DOLORES	159,483.00	167,777.00
ADMINISTRATORS	DIRECTOR OF ENGLISH & ENG.LEAR-7628	BENITEZ, ABIE	159,483.00	162,673.00
ADMINISTRATORS	DIRECTOR PUPIL PERSONNEL-7616	JACKSON, TYPHANIE	157,618.00	160,770.00
ADMINISTRATORS	PRINCIPAL SPECIAL ASSIGNMENT-7632	BRELAND, SABRINA	150,268.00	153,273.00
ADMINISTRATORS	PRINCIPAL-7605	ARAUJO, ROY	150,268.00	153,273.00
ADMINISTRATORS	PRINCIPAL-7605	BALDWIN, GREGORY	140,224.00	143,028.00
ADMINISTRATORS	PRINCIPAL-7605	BANNON, ROSALYN	149,268.00	152,253.00
ADMINISTRATORS	PRINCIPAL-7605	BELTON, VAL JEAN	156,255.00	159,380.00

*This Staff Roster is reflective of staff who were working in the District for the 2018-2019 school year.

Staff Roster

Class Name	Job Title	Name	Current Salary	2019-2020 Salary
ADMINISTRATORS	PRINCIPAL-7605	BLUE, MEDRIA	155,255.00	158,360.00
ADMINISTRATORS	PRINCIPAL-7605	BONET-OJEDA, DANIEL	140,126.00	140,249.00
ADMINISTRATORS	PRINCIPAL-7605	BONORA, MICHELLE	146,704.00	149,638.00
ADMINISTRATORS	PRINCIPAL-7605	BROWN, CHERYL	150,268.00	153,273.00
ADMINISTRATORS	PRINCIPAL-7605	BRUNSON, MONIQUE	149,268.00	152,253.00
ADMINISTRATORS	PRINCIPAL-7605	CASS, TARA	147,363.00	150,310.00
ADMINISTRATORS	PRINCIPAL-7605	COLEMAN, SEQUELLA	150,268.00	153,273.00
ADMINISTRATORS	PRINCIPAL-7605	CONAWAY, LARRY	143,009.00	145,869.00
ADMINISTRATORS	PRINCIPAL-7605	CORDERO, HERIBERTO	146,704.00	149,638.00
ADMINISTRATORS	PRINCIPAL-7605	CROCCO, MICHAEL	149,060.00	152,130.00
ADMINISTRATORS	PRINCIPAL-7605	DENEGRE, KRISTINA	149,268.00	152,253.00
ADMINISTRATORS	PRINCIPAL-7605	DENICOLA, SUSAN	150,268.00	153,273.00
ADMINISTRATORS	PRINCIPAL-7605	DAH, DAVID	146,223.00	146,310.00
ADMINISTRATORS	PRINCIPAL-7605	FRANCO, PAMELA	149,268.00	152,253.00
ADMINISTRATORS	PRINCIPAL-7605	GARCIA, ROSALIND	150,268.00	153,273.00
ADMINISTRATORS	PRINCIPAL-7605	GETHINGS, MARGARET	150,268.00	150,268.00
ADMINISTRATORS	PRINCIPAL-7605	GRATZ, REBECCA	142,009.00	144,849.00
ADMINISTRATORS	PRINCIPAL-7605	JOHNSON, EDITH	155,047.00	158,148.00
ADMINISTRATORS	PRINCIPAL-7605	JOHNSON, JOSEPH	144,670.00	147,563.00
ADMINISTRATORS	PRINCIPAL-7605	JONES-GENERETTE, YOLANDA	149,268.00	152,253.00
ADMINISTRATORS	PRINCIPAL-7605	JOYNER, MONICA	150,268.00	153,273.00
ADMINISTRATORS	PRINCIPAL-7605	KALISZEWSKI, SANDRA	149,060.00	152,041.00
ADMINISTRATORS	PRINCIPAL-7605	MATTERN, KATHLEEN	150,268.00	153,273.00
ADMINISTRATORS	PRINCIPAL-7605	MENACHO, LUIS	149,268.00	152,253.00
ADMINISTRATORS	PRINCIPAL-7605	MORRISON SMITH, SHANTA	149,060.00	152,041.00
ADMINISTRATORS	PRINCIPAL-7605	NATALINO, DINA	147,483.00	147,483.00
ADMINISTRATORS	PRINCIPAL-7605	NATHMAN, GRACE	150,268.00	153,273.00
ADMINISTRATORS	PRINCIPAL-7605	PARRISH, ZAKIA	155,792.00	158,908.00
ADMINISTRATORS	PRINCIPAL-7605	PERRONE, NICHOLAS	146,968.00	152,700.00
ADMINISTRATORS	PRINCIPAL-7605	RAMOS, JAIME	149,268.00	152,253.00
ADMINISTRATORS	PRINCIPAL-7605	ROBLEE, LAURA	146,223.00	151,955.00
ADMINISTRATORS	PRINCIPAL-7605	RUSSELL BECK, KATHY	149,268.00	152,253.00
ADMINISTRATORS	PRINCIPAL-7605	SPENCE, DIANNE	150,268.00	153,273.00
ADMINISTRATORS	PRINCIPAL-7605	STANCARONE, LESLEY	150,268.00	153,273.00
ADMINISTRATORS	PRINCIPAL-7605	TRUE, SHAWN	149,268.00	152,253.00
ADMINISTRATORS	PRINCIPAL-7605	WEBB, JULIA	117,100.00	109,242.00
ADMINISTRATORS	PRINCIPAL-7605	WORTHY, GLEN	155,255.00	158,360.00
ADMINISTRATORS	SUP.-LANG. ARTS/READ12 MO-7640	BRANTLEY, LYNN	150,268.00	153,273.00
ADMINISTRATORS	SUPERVISOR ENGLISH LEARNERS-7619	MENDIA, PEDRO	150,268.00	153,273.00
ADMINISTRATORS	SUPERVISOR ENGLISH LEARNERS-7619	RODRIGUEZ, CARMEN	150,268.00	153,273.00
ADMINISTRATORS	SUPERVISOR FOREIGN LANGUAGES-7618	HAXHI, JESSICA	150,268.00	153,273.00
ADMINISTRATORS	SUPERVISOR MATHEMATICS-7620	MATHEWS, KENNETH	150,268.00	153,273.00
ADMINISTRATORS	SUPERVISOR OF MUSIC-7654	MAUST, ELLEN	150,268.00	153,273.00
ADMINISTRATORS	SUPERVISOR OF SCIENCE 12 MOS-7649	THERRIEN, RICHARD	150,268.00	153,273.00
ADMINISTRATORS	SUPERVISOR OF SOCIAL STUDIES-7637	CATES-CLARK, SANDRA	149,268.00	152,253.00
ADMINISTRATORS	SUPERVISOR PSYCHOLOGICAL SERV-7615	CONCAS, MILVIA	150,268.00	153,273.00
ADMINISTRATORS	SUPERVISOR SOCIAL WORK-7629	SAMBERG-CHAMPION, JOHANNA	140,126.00	142,929.00
ADMINISTRATORS	SUPERVISOR SPECIAL EDUCATION-7622	MELENDEZ, STACIE	144,105.00	150,268.00
ADMINISTRATORS	SUPERVISOR SPECIAL EDUCATION-7622	MOORE, PATRICIA	150,268.00	153,273.00
ADMINISTRATORS	SUPERVISOR SPECIAL EDUCATION-7622	PROANO SCHULMAN, EMMA	150,268.00	153,273.00
ADMINISTRATORS	SUPERVISOR SPEECH AND HEARING-7623	KING-HARRELL, GLYNIS	150,925.00	153,944.00
ADMINISTRATORS	SUPR./STUDENT ASESSMENT&LEARNI-7683	SHERBAN, MICHELE	150,925.00	153,944.00
ADMINISTRATORS	SUPR.YOUTH DEV.& ENGAGMENT-7682	CAROLINA, KERMIT	155,047.00	158,148.00
CLERICAL	ACCOUNT CLERK I-6700	CARPENTER-JONES, SHERI	37,664.00	38,606.00
CLERICAL	ACCOUNT CLERK IV-6702	ALFORD, CARL	51,871.00	53,169.00
CLERICAL	ACCOUNT CLERK IV-6702	AZUKAS, ROBERT	51,871.00	53,169.00
CLERICAL	ACCOUNT CLERK IV-6702	BARNES, KAREN	51,871.00	53,169.00
CLERICAL	ACCOUNT CLERK IV-6702	CONSIGLIO, CARMEL	51,871.00	53,169.00
CLERICAL	ACCOUNT CLERK IV-6702	CRIMLEY, SIMRET	51,871.00	53,169.00
CLERICAL	ACCOUNT CLERK IV-6702	D'ANGELO, JOANN	54,133.00	55,488.00

*This Staff Roster is reflective of staff who were working in the District for the 2018-2019 school year.

Staff Roster

Class Name	Job Title	Name	Current Salary	2019-2020 Salary
CLERICAL	ACCOUNT CLERK IV-6702	ESDAILLE, CHANTEL	51,871.00	53,169.00
CLERICAL	ACCOUNT CLERK IV-6702	MARIONI, CHERYL	51,871.00	53,169.00
CLERICAL	ACCOUNT CLERK IV-6702	MARSHALL, LUCINDA	51,871.00	53,169.00
CLERICAL	ACCOUNT CLERK IV-6702	PALANGE, FRED	51,871.00	53,169.00
CLERICAL	ACCOUNT CLERK IV-6702	PUNZO, JENNIFER	51,871.00	53,169.00
CLERICAL	ACCOUNT CLERK IV-6702	RIVERA, LUZ	56,146.00	57,551.00
CLERICAL	ACCT CLERK IV (BOE)-6709	PEREZ, MARIA	55,260.00	56,642.00
CLERICAL	BEHAVIORAL SPECIALIST-7353	MARSHALL, MUHAMMAD	55,122.00	56,503.00
CLERICAL	BEHAVIORAL SPECIALIST-7353	TUCKER, RODNEY	47,116.00	48,297.00
CLERICAL	BILING.CLERK TYPIST 10 MO BOE-6736	GARCIA, XIOMARA	33,912.00	34,763.00
CLERICAL	BILING.CLERK TYPIST 10 MO BOE-6736	PEREZ, NATASHA	33,912.00	34,763.00
CLERICAL	BILING.CLERK TYPIST 10 MO BOE-6736	RAMIREZ, DIANA	33,912.00	34,763.00
CLERICAL	BILING.CLERK TYPIST 10 MO BOE-6736	RODRIGUEZ, SHANTINA	33,912.00	34,763.00
CLERICAL	BILING.CLERK TYPIST 12 MO BOE-6737	HERNANDEZ, ANA	40,697.00	41,715.00
CLERICAL	BILING.CLERK TYPIST 12 MO BOE-6737	MUNOZ, JASMIN	40,697.00	41,715.00
CLERICAL	BILING.CLERK TYPIST 12 MO BOE-6737	PEREZ, EDWIN	40,697.00	41,715.00
CLERICAL	BOARD OF ED. NURSE - 12 MOS-7347	MONCREASE, JEANINE	67,946.00	69,306.00
CLERICAL	BOE NURSE 10 MOS. A200-7354	LAZARUS, NYESHA	51,242.00	52,266.00
CLERICAL	CHIEF CLERK-6705	GARRETT, LISA	44,267.00	45,375.00
CLERICAL	CLERK TYPIST 10 MONTH BOE-6707	BERRY, JAMESA	33,912.00	34,763.00
CLERICAL	CLERK TYPIST 10 MONTH BOE-6707	BLOWES, SHAWN	33,912.00	34,763.00
CLERICAL	CLERK TYPIST 10 MONTH BOE-6707	CAMPBELL, THERESA	33,912.00	34,763.00
CLERICAL	CLERK TYPIST 10 MONTH BOE-6707	DABNEY, JACINTA	33,912.00	34,763.00
CLERICAL	CLERK TYPIST 10 MONTH BOE-6707	DELEON, EVELYN	35,399.00	36,287.00
CLERICAL	CLERK TYPIST 10 MONTH BOE-6707	DELEON, EVELYN	35,399.00	36,287.00
CLERICAL	CLERK TYPIST 10 MONTH BOE-6707	FLOWERS, TERESA	33,912.00	34,763.00
CLERICAL	CLERK TYPIST 10 MONTH BOE-6707	GAUDIOSO, PATRICIA	36,888.00	37,813.00
CLERICAL	CLERK TYPIST 10 MONTH BOE-6707	GLENN, DIANE	40,200.00	41,208.00
CLERICAL	CLERK TYPIST 10 MONTH BOE-6707	GREEN, PAMELA	33,912.00	34,763.00
CLERICAL	CLERK TYPIST 10 MONTH BOE-6707	GREY, CRYSTAL	33,912.00	34,763.00
CLERICAL	CLERK TYPIST 10 MONTH BOE-6707	HENDERSON, DEBORAH	33,912.00	34,763.00
CLERICAL	CLERK TYPIST 10 MONTH BOE-6707	HINTON, KATHEASHA	33,912.00	34,763.00
CLERICAL	CLERK TYPIST 10 MONTH BOE-6707	HORTON, DIANE	33,912.00	34,763.00
CLERICAL	CLERK TYPIST 10 MONTH BOE-6707	JOHNSON, RAEHELLE	33,912.00	34,763.00
CLERICAL	CLERK TYPIST 10 MONTH BOE-6707	KELLY, WATHIA	33,912.00	34,763.00
CLERICAL	CLERK TYPIST 10 MONTH BOE-6707	MALDONADO, CARMEN	39,096.00	40,076.00
CLERICAL	CLERK TYPIST 10 MONTH BOE-6707	MAUHS, ANNA MARIA	33,912.00	34,763.00
CLERICAL	CLERK TYPIST 10 MONTH BOE-6707	MCKENZIE, JANICE	40,200.00	41,208.00
CLERICAL	CLERK TYPIST 10 MONTH BOE-6707	MYERS, CHERYL	33,912.00	34,763.00
CLERICAL	CLERK TYPIST 10 MONTH BOE-6707	NICHOLS, ALEXIS	33,912.00	34,763.00
CLERICAL	CLERK TYPIST 10 MONTH BOE-6707	O'GRADY, HEATHER	33,912.00	34,763.00
CLERICAL	CLERK TYPIST 10 MONTH BOE-6707	ORMOND-HOUSTON, TRACIE	33,912.00	34,763.00
CLERICAL	CLERK TYPIST 10 MONTH BOE-6707	PAGANI, AMY	33,912.00	34,763.00
CLERICAL	CLERK TYPIST 10 MONTH BOE-6707	PATTERSON-JOHNSON, MONICA	33,912.00	34,763.00
CLERICAL	CLERK TYPIST 10 MONTH BOE-6707	PERRY-LAMBERT, EVA	33,912.00	34,763.00
CLERICAL	CLERK TYPIST 10 MONTH BOE-6707	PINA-MORRIS, LINDA	33,912.00	34,763.00
CLERICAL	CLERK TYPIST 10 MONTH BOE-6707	PROVITE, CYNTHIA	33,912.00	34,763.00
CLERICAL	CLERK TYPIST 10 MONTH BOE-6707	ROLDAN, ZULMA	36,141.00	37,048.00
CLERICAL	CLERK TYPIST 10 MONTH BOE-6707	SEARD, ROBIN	36,888.00	37,813.00
CLERICAL	CLERK TYPIST 10 MONTH BOE-6707	VAN ETTEN, VALERIE	33,912.00	34,763.00
CLERICAL	CLERK TYPIST 10 MONTH BOE-6707	WILLIAMS, ALISA	40,200.00	41,208.00
CLERICAL	CLERK TYPIST 10 MONTH BOE-6707	WRIGHT, DENISE	33,912.00	34,763.00
CLERICAL	CLERK TYPIST 12 MONTHS BOE-6708	AMIN, DYASHA	40,697.00	41,715.00
CLERICAL	CLERK TYPIST 12 MONTHS BOE-6708	ANGELONE, ELIZABETH	40,697.00	41,715.00
CLERICAL	CLERK TYPIST 12 MONTHS BOE-6708	ATKINSON, ANNA	48,242.00	49,449.00
CLERICAL	CLERK TYPIST 12 MONTHS BOE-6708	BERDIEL, ELVA	44,267.00	45,375.00
CLERICAL	CLERK TYPIST 12 MONTHS BOE-6708	BUNTING, SHARON	40,697.00	41,715.00
CLERICAL	CLERK TYPIST 12 MONTHS BOE-6708	BURGOS, LUZ	40,697.00	41,715.00
CLERICAL	CLERK TYPIST 12 MONTHS BOE-6708	CAPPIELLO, MICHELE	48,242.00	49,449.00
CLERICAL	CLERK TYPIST 12 MONTHS BOE-6708	CAROLINA, DAISY	40,697.00	41,715.00

*This Staff Roster is reflective of staff who were working in the District for the 2018-2019 school year.

Staff Roster

Class Name	Job Title	Name	Current Salary	2019-2020 Salary
CLERICAL	CLERK TYPIST 12 MONTHS BOE-6708	DELFI, DEBBIE	40,697.00	41,715.00
CLERICAL	CLERK TYPIST 12 MONTHS BOE-6708	DOUGLAS, TAMIKA	40,697.00	41,715.00
CLERICAL	CLERK TYPIST 12 MONTHS BOE-6708	EHEVARRIA, CARMEN	40,697.00	41,715.00
CLERICAL	CLERK TYPIST 12 MONTHS BOE-6708	FORTIER, JANET	40,697.00	41,715.00
CLERICAL	CLERK TYPIST 12 MONTHS BOE-6708	GIANNELLI, SUSAN	40,697.00	41,715.00
CLERICAL	CLERK TYPIST 12 MONTHS BOE-6708	GILLIAM, SONYA	40,697.00	41,715.00
CLERICAL	CLERK TYPIST 12 MONTHS BOE-6708	GONZALEZ, LEUNAMMARIE	40,697.00	41,715.00
CLERICAL	CLERK TYPIST 12 MONTHS BOE-6708	GRIFFIN, GAIL	40,697.00	41,715.00
CLERICAL	CLERK TYPIST 12 MONTHS BOE-6708	HARRIS, BLANCHE	48,242.00	49,449.00
CLERICAL	CLERK TYPIST 12 MONTHS BOE-6708	HARVIN, STEPHANIE	40,697.00	41,715.00
CLERICAL	CLERK TYPIST 12 MONTHS BOE-6708	JOHNSON, CYNTHIA	40,697.00	41,715.00
CLERICAL	CLERK TYPIST 12 MONTHS BOE-6708	JOHNSON, TIJUANA	40,697.00	41,715.00
CLERICAL	CLERK TYPIST 12 MONTHS BOE-6708	JONES, AUBRY	48,242.00	49,449.00
CLERICAL	CLERK TYPIST 12 MONTHS BOE-6708	LAWTON, CELESTINE	40,697.00	41,715.00
CLERICAL	CLERK TYPIST 12 MONTHS BOE-6708	LOVE, SHIRLEY	40,697.00	41,715.00
CLERICAL	CLERK TYPIST 12 MONTHS BOE-6708	MASE, BETTY	40,697.00	41,715.00
CLERICAL	CLERK TYPIST 12 MONTHS BOE-6708	MCCRAY, TYREE	40,697.00	41,715.00
CLERICAL	CLERK TYPIST 12 MONTHS BOE-6708	MERCADO, RAQUEL	40,697.00	41,715.00
CLERICAL	CLERK TYPIST 12 MONTHS BOE-6708	MOBLEY, CHARLENE	48,242.00	49,449.00
CLERICAL	CLERK TYPIST 12 MONTHS BOE-6708	NEGRON, SUSANNA	40,697.00	41,715.00
CLERICAL	CLERK TYPIST 12 MONTHS BOE-6708	ORMOND, STACIE	40,697.00	41,715.00
CLERICAL	CLERK TYPIST 12 MONTHS BOE-6708	RILEY, ANGELA	40,697.00	41,715.00
CLERICAL	CLERK TYPIST 12 MONTHS BOE-6708	RODRIGUEZ, IRMA	48,242.00	49,449.00
CLERICAL	CLERK TYPIST 12 MONTHS BOE-6708	RODRIGUEZ, MARIA	40,697.00	41,715.00
CLERICAL	CLERK TYPIST 12 MONTHS BOE-6708	RUSZCZYK, VIRGINIA	40,697.00	41,715.00
CLERICAL	CLERK TYPIST 12 MONTHS BOE-6708	STEWART, JAMIE	45,593.00	46,734.00
CLERICAL	CLERK TYPIST 12 MONTHS BOE-6708	SYKES, SHANTE	40,697.00	41,715.00
CLERICAL	CLERK TYPIST 12 MONTHS BOE-6708	TOLSON, SHERYL	48,242.00	49,449.00
CLERICAL	CLERK TYPIST 12 MONTHS BOE-6708	VARGAS, TYISHA	40,697.00	41,715.00
CLERICAL	CLERK TYPIST 12 MONTHS BOE-6708	VASQUEZ, LORRAINE	40,697.00	41,715.00
CLERICAL	CLERK TYPIST 12 MONTHS BOE-6708	WALKER, RHONDA	40,697.00	41,715.00
CLERICAL	CLERK TYPIST 12 MONTHS BOE-6708	WALTON, CONSTANCE	40,697.00	41,715.00
CLERICAL	CLERK TYPIST 12 MONTHS BOE-6708	WILLIAMSON, WILHELMINA	48,242.00	49,449.00
CLERICAL	CLERK TYPIST 12 MONTHS BOE-6708	WORTHY, RITA	48,242.00	49,449.00
CLERICAL	DATA CONTROL CLERK-6378	ADKINS, JORDAN	40,548.00	41,563.00
CLERICAL	DROP OUT PREVENTION (261 DAYS)-7329	AFANADOR, LUZ	43,371.00	44,457.00
CLERICAL	DROP OUT PREVENTION (261 DAYS)-7329	ARROYO, RAMONITA	43,371.00	44,457.00
CLERICAL	DROP OUT PREVENTION (261 DAYS)-7329	ATKINSON, RONALD	46,935.00	48,109.00
CLERICAL	DROP OUT PREVENTION (261 DAYS)-7329	CARTHENS, EARL	46,935.00	48,109.00
CLERICAL	DROP OUT PREVENTION (261 DAYS)-7329	CRESPO, MELVIN	46,935.00	48,109.00
CLERICAL	DROP OUT PREVENTION (261 DAYS)-7329	DUPREE, D'ANDRE	46,935.00	48,109.00
CLERICAL	DROP OUT PREVENTION (261 DAYS)-7329	FLORES, JENE	43,371.00	44,457.00
CLERICAL	DROP OUT PREVENTION (261 DAYS)-7329	FOX, MICHAEL	43,371.00	44,457.00
CLERICAL	DROP OUT PREVENTION (261 DAYS)-7329	MOODY, AARON	43,371.00	44,457.00
CLERICAL	DROP OUT PREVENTION (261 DAYS)-7329	MYRICK, JAMARR	43,371.00	44,457.00
CLERICAL	DROP OUT PREVENTION (261 DAYS)-7329	NEWTON, JAMES	46,935.00	48,109.00
CLERICAL	DROP OUT PREVENTION (261 DAYS)-7329	SEPULVEDA, MICHELLE	43,371.00	44,457.00
CLERICAL	DROP OUT PREVENTION (261 DAYS)-7329	SLADE, REGINALD	46,935.00	48,109.00
CLERICAL	DROP OUT PREVENTION (261 DAYS)-7329	SUTTON, CECIL	43,371.00	44,457.00
CLERICAL	DROP OUT PREVENTION (261 DAYS)-7329	TORRES, DANIA	43,371.00	44,457.00
CLERICAL	DROP OUT PREVENTION (261 DAYS)-7329	WALLACE-HOWARD, HOPE	46,935.00	48,109.00
CLERICAL	FAMILY EDUCATOR 10 MONTHS-7324	NKRUMAH, SHANNON	37,993.00	38,945.00
CLERICAL	FAMILY EDUCATOR 10 MONTHS-7324	RODRIGUEZ, VALERIE	33,912.00	34,763.00
CLERICAL	FAMILY EDUCATOR 12 MONTHS-5742	YOUNG, KEITH	40,697.00	41,715.00
CLERICAL	IN HOUSE SUSPENSION WORKER-7322	BAINES, TAMIKA	41,813.00	42,861.00
CLERICAL	IN HOUSE SUSPENSION WORKER-7322	BREWARD, DERRICK	41,813.00	42,861.00
CLERICAL	IN HOUSE SUSPENSION WORKER-7322	CATES, LARRY	44,638.00	45,757.00
CLERICAL	IN HOUSE SUSPENSION WORKER-7322	COTTEN, JONATHAN	41,813.00	42,861.00
CLERICAL	IN HOUSE SUSPENSION WORKER-7322	FORD, BRIDGETTE	44,638.00	45,757.00
CLERICAL	IN HOUSE SUSPENSION WORKER-7322	GRIFFIN, WILLIAM	44,638.00	45,757.00

*This Staff Roster is reflective of staff who were working in the District for the 2018-2019 school year.

Staff Roster

Class Name	Job Title	Name	Current Salary	2019-2020 Salary
CLERICAL	IN HOUSE SUSPENSION WORKER-7322	HAWLEY-STEWART, CATRINA	41,813.00	42,861.00
CLERICAL	IN HOUSE SUSPENSION WORKER-7322	HUCKABEY, JAMES	41,813.00	42,861.00
CLERICAL	IN HOUSE SUSPENSION WORKER-7322	JEFFERSON, STEPHEN	44,638.00	45,757.00
CLERICAL	IN HOUSE SUSPENSION WORKER-7322	KELLEY, LARRY	44,638.00	45,757.00
CLERICAL	IN HOUSE SUSPENSION WORKER-7322	LECOINTE, RONALD	44,638.00	45,757.00
CLERICAL	IN HOUSE SUSPENSION WORKER-7322	LINDSAY, DESIREE	41,813.00	42,861.00
CLERICAL	IN HOUSE SUSPENSION WORKER-7322	ROBINSON, DWIGHT	44,638.00	45,757.00
CLERICAL	IN HOUSE SUSPENSION WORKER-7322	SMITH, ROBERT	41,813.00	42,861.00
CLERICAL	IN HOUSE SUSPENSION WORKER-7322	TILLEY, VALERIE	41,813.00	42,861.00
CLERICAL	IN HOUSE SUSPENSION WORKER-7322	WRIGHT, JAMES	41,813.00	42,861.00
CLERICAL	MAGNET SCHOOL RECRUIT SPEC.-6710	CHICOSKI, LAUREN	43,371.00	44,457.00
CLERICAL	MAGNET SCHOOL RECRUIT SPEC.-6710	HARVIN, BRIA	43,371.00	44,457.00
CLERICAL	MAGNET SCHOOL RECRUIT SPEC.-6710	STEVENSON, JIMENA	43,371.00	44,457.00
CLERICAL	MAIL CLERK-6713	BRADLEY, SHELLEY	44,243.00	45,350.00
CLERICAL	NUTRITION/DIETICIAN ASSISTANT-6738	GALAN, JENNIFER	46,787.00	47,957.00
CLERICAL	RECEPTIONIST/TYPIST-6716	ANASTASIO, MICHELE	41,647.00	42,690.00
CLERICAL	SCHOOL HEALTH ASSISTANT 10 MOS-6725	ACETY, ALEJANDRO	25,732.00	26,377.00
CLERICAL	SCHOOL HEALTH ASSISTANT 10 MOS-6725	APPIADU-ANTWI, MARGARET	25,732.00	26,377.00
CLERICAL	SCHOOL HEALTH ASSISTANT 10 MOS-6725	HILL, TANISHA	25,732.00	26,377.00
CLERICAL	SCHOOL HEALTH ASSISTANT 10 MOS-6725	LENNON, RICHARD	25,732.00	26,377.00
CLERICAL	SCHOOL HEALTH ASSISTANT 10 MOS-6725	LION, HELENE	25,732.00	26,377.00
CLERICAL	SCHOOL HEALTH ASSISTANT 10 MOS-6725	PONZIO, LAURA	25,732.00	26,377.00
CLERICAL	SCHOOL HEALTH ASSISTANT 10 MOS-6725	SANTIAGO, NICOLE	25,732.00	26,377.00
CLERICAL	SOCIAL WORKER 10 MONTHS-5563	BROGDON, ARLICE	37,629.00	38,572.00
CLERICAL	SOCIAL WORKER 10 MONTHS-5563	CARPENTER, MARGARET	37,629.00	38,572.00
CLERICAL	SOCIAL WORKER 10 MONTHS-5563	CARSON, MARILYN	37,629.00	38,572.00
CLERICAL	SOCIAL WORKER 10 MONTHS-5563	LANGLEY, LISA	42,497.00	43,562.00
CLERICAL	SOCIAL WORKER 12 MONTHS-7326	BRADFORD, SHARON	43,371.00	44,457.00
CLERICAL	SOCIAL WORKER 12 MONTHS-7326	LOPEZ-BRODERICK, LUZ	43,371.00	44,457.00
CUSTODIANS	ASSISTANT BUILDING MANAGER-7517	ADINOLFI, SALVATORE	50,614.00	50,616.00
CUSTODIANS	ASSISTANT BUILDING MANAGER-7517	ANDERSON, JOHN	50,614.00	50,616.00
CUSTODIANS	ASSISTANT BUILDING MANAGER-7517	BARROS, BRUCE	50,614.00	50,616.00
CUSTODIANS	ASSISTANT BUILDING MANAGER-7517	BELL, RODNEY	50,614.00	50,616.00
CUSTODIANS	ASSISTANT BUILDING MANAGER-7517	BENSON, HENRY	50,614.00	50,616.00
CUSTODIANS	ASSISTANT BUILDING MANAGER-7517	BETTENCOURT, JAY	50,614.00	50,616.00
CUSTODIANS	ASSISTANT BUILDING MANAGER-7517	BIVENS, MAHAGANY	50,614.00	50,616.00
CUSTODIANS	ASSISTANT BUILDING MANAGER-7517	BRANTLEY, JACQUELINE	50,614.00	50,616.00
CUSTODIANS	ASSISTANT BUILDING MANAGER-7517	BRAY, KAHSON	50,614.00	50,616.00
CUSTODIANS	ASSISTANT BUILDING MANAGER-7517	BUNNELL, MICHAEL	50,614.00	50,616.00
CUSTODIANS	ASSISTANT BUILDING MANAGER-7517	CAPONE, FRED	50,614.00	50,616.00
CUSTODIANS	ASSISTANT BUILDING MANAGER-7517	CARUTHERS, PAUL	50,614.00	50,616.00
CUSTODIANS	ASSISTANT BUILDING MANAGER-7517	DUNKLEY, RENO	50,614.00	50,616.00
CUSTODIANS	ASSISTANT BUILDING MANAGER-7517	FUNARO, MARC	50,614.00	50,616.00
CUSTODIANS	ASSISTANT BUILDING MANAGER-7517	GIANNATTASIO, PAUL	50,614.00	50,616.00
CUSTODIANS	ASSISTANT BUILDING MANAGER-7517	GILFORD, JAVIER	50,614.00	50,616.00
CUSTODIANS	ASSISTANT BUILDING MANAGER-7517	HOWARD, ALEXANDER	50,614.00	50,616.00
CUSTODIANS	ASSISTANT BUILDING MANAGER-7517	LIBRETTI, ANTIM	50,614.00	50,616.00
CUSTODIANS	ASSISTANT BUILDING MANAGER-7517	LIPKA, ROBERT	50,614.00	50,616.00
CUSTODIANS	ASSISTANT BUILDING MANAGER-7517	MC CORMACK, JOHN	50,614.00	50,616.00
CUSTODIANS	ASSISTANT BUILDING MANAGER-7517	MORGILLO, JOSEPH	50,614.00	50,616.00
CUSTODIANS	ASSISTANT BUILDING MANAGER-7517	MORGILLO, LOUIS	50,614.00	50,616.00
CUSTODIANS	ASSISTANT BUILDING MANAGER-7517	NAYLOR, ANDREW	50,614.00	50,616.00
CUSTODIANS	ASSISTANT BUILDING MANAGER-7517	NIEVES, ISHAR	50,614.00	50,616.00
CUSTODIANS	ASSISTANT BUILDING MANAGER-7517	NORMAN, FRANKIE	50,614.00	50,616.00
CUSTODIANS	ASSISTANT BUILDING MANAGER-7517	O'CONNOR, PATRICK	50,614.00	50,616.00
CUSTODIANS	ASSISTANT BUILDING MANAGER-7517	RAY-TASCO, ASHLEY	50,614.00	50,616.00
CUSTODIANS	ASSISTANT BUILDING MANAGER-7517	RIVERA, MARCELINO	50,614.00	50,616.00
CUSTODIANS	ASSISTANT BUILDING MANAGER-7517	RIVERA, SAMUEL	50,614.00	50,616.00
CUSTODIANS	ASSISTANT BUILDING MANAGER-7517	RIVERA-ALCAZAR, ALFREDO	50,614.00	50,616.00
CUSTODIANS	ASSISTANT BUILDING MANAGER-7517	SANTIAGO, NEFTALI	50,614.00	50,616.00

*This Staff Roster is reflective of staff who were working in the District for the 2018-2019 school year.

Staff Roster

Class Name	Job Title	Name	Current Salary	2019-2020 Salary
CUSTODIANS	ASSISTANT BUILDING MANAGER-7517	SMITH, JASON	50,614.00	50,616.00
CUSTODIANS	ASSISTANT BUILDING MANAGER-7517	STANLEY, COREY	50,614.00	50,616.00
CUSTODIANS	ASSISTANT BUILDING MANAGER-7517	TATE, JAMES	50,614.00	50,616.00
CUSTODIANS	ASSISTANT BUILDING MANAGER-7517	TURCIO, DAVID	50,614.00	50,616.00
CUSTODIANS	ASSISTANT BUILDING MANAGER-7517	VERGATI, KEVIN	50,614.00	50,616.00
CUSTODIANS	ASSISTANT BUILDING MANAGER-7517	VILLECCO, GERALD	50,614.00	50,616.00
CUSTODIANS	ASSISTANT BUILDING MANAGER-7517	WHITE, DUANE	50,614.00	50,616.00
CUSTODIANS	ASSISTANT BUILDING MANAGER-7517	WRIGHT, RANDY	50,614.00	50,616.00
CUSTODIANS	B.O.E. MAINTENANCE FLOATER-7523	COUNSEL, ALVIN	45,468.00	45,469.00
CUSTODIANS	B.O.E. MAINTENANCE FLOATER-7523	JENKINS, FREDERICK	45,468.00	45,469.00
CUSTODIANS	B.O.E. MAINTENANCE FLOATER-7523	LANGLEY, AKWASHA	45,468.00	45,469.00
CUSTODIANS	B.O.E. MAINTENANCE FLOATER-7523	MORA, MIGUEL	45,468.00	45,469.00
CUSTODIANS	B.O.E. MAINTENANCE FLOATER-7523	NACLERIO, RICHARD	45,468.00	45,469.00
CUSTODIANS	B.O.E. MAINTENANCE FLOATER-7523	RODRIGUEZ, GAVIN	45,468.00	45,469.00
CUSTODIANS	B.O.E. MAINTENANCE FLOATER-7523	WOODSON, LANECE	45,468.00	45,469.00
CUSTODIANS	BUILDING MANAGER-7515	ALTIERI, LICIA	56,805.00	56,806.00
CUSTODIANS	BUILDING MANAGER-7515	BARHAM, LAMONT	56,805.00	56,806.00
CUSTODIANS	BUILDING MANAGER-7515	BLAIR, MICHAEL	56,805.00	56,806.00
CUSTODIANS	BUILDING MANAGER-7515	BOHANNON, MARK	56,805.00	56,806.00
CUSTODIANS	BUILDING MANAGER-7515	BONTATIBUS, JOHN	56,805.00	56,806.00
CUSTODIANS	BUILDING MANAGER-7515	BORELLI, JOSEPH	56,805.00	56,806.00
CUSTODIANS	BUILDING MANAGER-7515	BRANTLEY, LUCINDA	56,805.00	56,806.00
CUSTODIANS	BUILDING MANAGER-7515	BUSH, WAYNE	56,805.00	56,806.00
CUSTODIANS	BUILDING MANAGER-7515	CONFORTE, ANTHONY	56,805.00	56,806.00
CUSTODIANS	BUILDING MANAGER-7515	DE BARROS, ANTOINETTE	56,805.00	56,806.00
CUSTODIANS	BUILDING MANAGER-7515	DE MAYO, JESSE	56,805.00	56,806.00
CUSTODIANS	BUILDING MANAGER-7515	DELUCIA, THOMAS	56,805.00	56,806.00
CUSTODIANS	BUILDING MANAGER-7515	DONOHUE, FRANK	56,805.00	56,806.00
CUSTODIANS	BUILDING MANAGER-7515	GRIFFIN, DEON	56,805.00	56,806.00
CUSTODIANS	BUILDING MANAGER-7515	HAROLD, TRINA	56,805.00	56,806.00
CUSTODIANS	BUILDING MANAGER-7515	HOWARD, THOMAS	56,805.00	56,806.00
CUSTODIANS	BUILDING MANAGER-7515	JACKSON, VICTOR	56,805.00	56,806.00
CUSTODIANS	BUILDING MANAGER-7515	LAMBERTI, DAVID	56,805.00	56,806.00
CUSTODIANS	BUILDING MANAGER-7515	LEE, JAMES	56,805.00	56,806.00
CUSTODIANS	BUILDING MANAGER-7515	LEVENDUSKI, THOMAS	56,805.00	56,806.00
CUSTODIANS	BUILDING MANAGER-7515	LEWIS, BENNIE	56,805.00	56,806.00
CUSTODIANS	BUILDING MANAGER-7515	LEWIS, FRANK	56,805.00	56,806.00
CUSTODIANS	BUILDING MANAGER-7515	MARTIN, JARED	56,805.00	56,806.00
CUSTODIANS	BUILDING MANAGER-7515	MCCELVEEN, BYRON	56,805.00	56,806.00
CUSTODIANS	BUILDING MANAGER-7515	MEANS, DARNELL	56,805.00	56,806.00
CUSTODIANS	BUILDING MANAGER-7515	MELENDEZ, ALEJANDRO	56,805.00	56,806.00
CUSTODIANS	BUILDING MANAGER-7515	O'CONNOR, PATRICK	56,805.00	56,806.00
CUSTODIANS	BUILDING MANAGER-7515	OLIVER, LARRY	56,805.00	56,806.00
CUSTODIANS	BUILDING MANAGER-7515	PAPPACODA, LOUIS	56,805.00	56,806.00
CUSTODIANS	BUILDING MANAGER-7515	PERVIS, BRIAN	56,805.00	56,806.00
CUSTODIANS	BUILDING MANAGER-7515	PISCOPO, DOMINIC	56,805.00	56,806.00
CUSTODIANS	BUILDING MANAGER-7515	PORTO, ANDREW	56,805.00	56,806.00
CUSTODIANS	BUILDING MANAGER-7515	PORTO, MICHAEL	56,805.00	56,806.00
CUSTODIANS	BUILDING MANAGER-7515	RIVAS, REINALDO	56,805.00	56,806.00
CUSTODIANS	BUILDING MANAGER-7515	SAEZ, ANNA	56,805.00	56,806.00
CUSTODIANS	BUILDING MANAGER-7515	SCIROCCO, PASQUALE	56,805.00	56,806.00
CUSTODIANS	BUILDING MANAGER-7515	TERRACE, MICHAEL	56,805.00	56,806.00
CUSTODIANS	BUILDING MANAGER-7515	TOMASO, CHARLES	56,805.00	56,806.00
CUSTODIANS	BUILDING MANAGER-7515	TONDALO, DENNIS	56,805.00	56,806.00
CUSTODIANS	BUILDING MANAGER-7515	TORRES, DAVID	56,805.00	56,806.00
CUSTODIANS	BUILDING MANAGER-7515	WOODSON, KENNETH	56,805.00	56,806.00
CUSTODIANS	TRUCK DRIVER EDUCATION-7507	AMODIO, PASQUALE	51,187.00	51,188.00
CUSTODIANS	TRUCK DRIVER EDUCATION-7507	BARBARA, ANDREW	51,187.00	51,188.00
CUSTODIANS	TRUCK DRIVER EDUCATION-7507	CLOUGH, MICHAEL	51,187.00	51,188.00
CUSTODIANS	TRUCK DRIVER EDUCATION-7507	DEMATTEO, SALVATORE	51,187.00	51,188.00

**This Staff Roster is reflective of staff who were working in the District for the 2018-2019 school year.*

Staff Roster

Class Name	Job Title	Name	Current Salary	2019-2020 Salary
CUSTODIANS	TRUCK DRIVER EDUCATION-7507	DIBIASO, DOMINIC	51,187.00	51,188.00
CUSTODIANS	TRUCK DRIVER EDUCATION-7507	FERRETTI, PAUL	51,187.00	51,188.00
CUSTODIANS	TRUCK DRIVER EDUCATION-7507	GRAY, VENCENT	51,187.00	51,188.00
CUSTODIANS	TRUCK DRIVER EDUCATION-7507	MARTIN, MARC	51,187.00	51,188.00
CUSTODIANS	TRUCK DRIVER EDUCATION-7507	RAUCCI, SALVATORE	51,187.00	51,188.00
CUSTODIANS	TRUCK DRIVER EDUCATION-7507	VESSICCHIO, RAYMOND	51,187.00	51,188.00
EXEC. ADMINISTRATORS	ASSISTANT SUPERINTENDENT-7602	WHYTE, PAUL	165,000.00	165,000.00
EXEC. ADMINISTRATORS	CHIEF OF YOUTH, FAM.&COM.ENGAG-7664	JOSEPH LUMPKIN, GEMMA	146,841.00	149,778.00
EXEC. ADMINISTRATORS	CHIEF OPERATING OFFICER-EDUCAT-0910	CLARK, WILLIAM	169,375.00	172,762.00
EXEC. ADMINISTRATORS	DEPUTY SUPERINTENDENT-7601	VELAZQUEZ, IVELISE	175,000.00	175,000.00
EXEC. ADMINISTRATORS	DIR HUMAN RES. & LABOR RELATIO-7699	MACK, LISA	142,800.00	145,656.00
EXEC. ADMINISTRATORS	DIRECTOR OF FOOD SERVICES-0983	CAIRNS SHARRY, GAIL	132,490.00	135,139.00
EXEC. ADMINISTRATORS	EXEC ADMINISTRATIVE ASSISTANT-1068	JOHNSON, RAE ANN	70,000.00	71,400.00
EXEC. ADMINISTRATORS	HIGH SCHOOL ARTS DIRECTOR-7652	JONES, TIMOTHY	74,285.00	75,771.00
EXEC. ADMINISTRATORS	LABOR RELATIONS OFFICER -EDUC.-0960	HUDSON-BROWN, VALLERIE	84,660.00	86,353.00
EXEC. ADMINISTRATORS	SCHOOL SECURITY DIRECTOR-0975	REDDISH, THANDEUS	124,848.00	127,345.00
EXEC. ADMINISTRATORS	SENIOR TALENT RECRUITER-7667	INGRAM, KANICKA	85,000.00	-
EXEC. ADMINISTRATORS	SUPERINTENDENT OF SCHOOLS-7600	BIRKS, CAROL	235,000.00	239,700.00
MAINTENANCE	CARPENTER BD OF ED-3845	LONGOBARDI, MATTHEW	74,422.00	75,915.00
MAINTENANCE	CARPENTER BD OF ED-3845	WANDEL, JEFFREY	74,422.00	75,915.00
MAINTENANCE	CARPENTER FOREPERSON BOE-3846	LONGLEY, DONALD	76,502.00	78,078.00
MAINTENANCE	ELECTRICIAN BOARD OF ED-3844	NOCERETO, STEPHEN	74,422.00	75,915.00
MAINTENANCE	ELECTRICIAN BOARD OF ED-3844	NUZZO, JOHN	76,502.00	78,078.00
MAINTENANCE	ELECTRICIAN BOARD OF ED-3844	PRUNIER, EDMOND	74,422.00	75,915.00
MAINTENANCE	HVAC TECHNICIAN-3857	ANTOLLINO, MICHAEL	74,422.00	75,915.00
MAINTENANCE	PLUMBER STEAMFITTER-3847	DAVIDSON, PAUL	76,502.00	78,078.00
MAINTENANCE	PLUMBER STEAMFITTER-3847	GALLIGAN, DAVID	76,502.00	78,078.00
MAINTENANCE	WORKING PAINT FOREPERSON-3852	SANTANA, LUIS	74,422.00	75,915.00
MANAGEMENT	ACCOUNTANT IV (BD OF ED)-5800	BENEVENTO, LAURA	79,655.00	81,646.00
MANAGEMENT	ACCOUNTANT IV-5165	PEREZ, LUZ	64,611.00	66,226.00
MANAGEMENT	ADMINISTRATIVE ANALYST II BOE-5789	GARIPOVA, LILIYA	48,217.00	49,423.00
MANAGEMENT	ADMINISTRATIVE ANALYST II BOE-5789	LAWSON, DEBORAH	58,866.00	60,338.00
MANAGEMENT	ADMINISTRATIVE ASSISTANT II-5128	BERRIOS, ZORAIDA	45,973.00	47,122.00
MANAGEMENT	ADMINISTRATIVE ASSISTANT II-5704	BILLINGS, DANA	43,725.00	44,818.00
MANAGEMENT	ADMINISTRATIVE ASSISTANT II-5704	JOHNSON, EVE	43,725.00	44,818.00
MANAGEMENT	ADMINISTRATIVE ASST. I (10 MO)-5702	CARDONA, DOLLY	37,143.00	38,072.00
MANAGEMENT	ADMINISTRATIVE ASST. I (12 MO)-5706	JONES, DONNA	42,121.00	43,174.00
MANAGEMENT	ADMINISTRATIVE ASST. I (12 MO)-5706	MOORE, SHARON	42,121.00	43,174.00
MANAGEMENT	AQUACULTURE TECHNICIAN 12MO-5787	MULLEN, ALYSA	47,936.00	49,134.00
MANAGEMENT	ASST DIR HEAD START-5727	HERNANDEZ, KAUANEEKEE	86,784.00	88,956.00
MANAGEMENT	ASST SOCIAL SERVICES COORD-7331	RIVERA, JENNIFER	43,725.00	44,818.00
MANAGEMENT	ASST.DROPOUT&TRUANCY PREV COOR-5783	BLANGO, CHARLES	67,344.00	69,028.00
MANAGEMENT	CAFETERIA MANAGER I BOE-5710	BOLASH, PETER	78,352.00	80,311.00
MANAGEMENT	CAFETERIA MANAGER I BOE-5710	HOUSE, MARY JANE	70,849.00	72,620.00
MANAGEMENT	CAFETERIA MANAGER I BOE-5710	MCMILLIAN, EDWARD	70,849.00	72,620.00
MANAGEMENT	CAFETERIA MANAGER I BOE-5710	PRESCOTT, DAVID	74,493.00	76,355.00
MANAGEMENT	CAFETERIA MGR/DIETICIAN 12 MOS-5810	SHIELDS, DANIEL	82,199.00	84,254.00
MANAGEMENT	CENTRAL OFC.BUSINESS DIRECTOR-5788	HANNANS, LINDA	104,421.00	107,031.00
MANAGEMENT	CENTRAL OFC.BUSINESS DIRECTOR-5788	MAZYCK-UZUKA, JUANITA	94,328.00	96,686.00
MANAGEMENT	CHIEF AUDITOR BOE-5713	CARANGELO, CARL	81,573.00	83,613.00
MANAGEMENT	CHIEF PAYROLL AUDITOR BOE-5179	CONSTANCE, NIKKI	64,611.00	66,226.00
MANAGEMENT	COMP.LAB TECH/COOR. 10 MOS-5715	BARNETT, TYLER	44,033.00	45,132.00
MANAGEMENT	COMP.LAB TECH/COOR. 10 MOS-5715	FESTA, WAYNE	46,369.00	47,531.00
MANAGEMENT	COMP.LAB TECH/COOR. 10 MOS-5715	MCFARLANE, VALYNNE	46,369.00	47,531.00
MANAGEMENT	COMP.LAB TECH/COOR. 10 MOS-5715	PEREZ, REYNALDO	44,033.00	45,132.00
MANAGEMENT	COMP.LAB TECH/COOR. 10 MOS-5715	TROXLER, MELODY	51,041.00	52,318.00
MANAGEMENT	COMP.LAB TECH/COOR. 10 MOS-5715	YOUNGER, BRYAN	44,033.00	45,132.00
MANAGEMENT	COORD. OF EDUCATION TECHNOLOGY-5776	MCDONNELL, LARRY	94,328.00	96,686.00
MANAGEMENT	COORD. OF EDUCATION TECHNOLOGY-5776	MORRISON, LOUIS	77,228.00	79,159.00
MANAGEMENT	DATA PROCESSING MANAGER-5784	MORIARTY, KEVIN	94,751.00	97,120.00

*This Staff Roster is reflective of staff who were working in the District for the 2018-2019 school year.

Staff Roster

Class Name	Job Title	Name	Current Salary	2019-2020 Salary
MANAGEMENT	DISTRICT SCHOOL CLIMATE COORD.-7729	ROSS-LEE, CAROLYN	82,199.00	84,254.00
MANAGEMENT	DISTRICT SUPERVISOR-CUSTODIAL-5718	BIANCHI, JAMES	90,614.00	92,880.00
MANAGEMENT	EXECUTIVE ADMINISTRATIVE ASST-5739	FLANAGAN, SONIA	71,488.00	73,276.00
MANAGEMENT	FACILITIES MANAGER/FIELDHOUSE-5634	RAFFERTY, ROBERT	70,710.00	72,477.00
MANAGEMENT	FAM.&COMMUNITY RESOURCE COORD.-7343	DOUGLAS-GIVAN, VERONICA	61,671.00	63,213.00
MANAGEMENT	FAM.RES.CTR.PROG.ADMINISTRATOR-5809	RODRIGUEZ, LYSIE	64,611.00	66,226.00
MANAGEMENT	FAMILY LITERACY COORDINATOR-5779	PADILLA-DECHALUS, CARMEN	48,345.00	49,554.00
MANAGEMENT	FISCAL ACCOUNTS SPECIALIST BOE-5723	MCCUTCHEN-HILL, TRACEY	52,660.00	53,977.00
MANAGEMENT	FISCAL OFFICER-5724	GARDNER, LILLIAN	79,655.00	81,646.00
MANAGEMENT	FISCAL OFFICER-5724	GOLDSO, RONJA	61,250.00	62,781.00
MANAGEMENT	FISCAL OFFICER-5724	LOPEZ, JUBALIZ	58,450.00	59,912.00
MANAGEMENT	GRANTS MANAGER BOE-5726	DEMAIO, PATRICIA	81,151.00	83,180.00
MANAGEMENT	H.R. GENERALIST-5811	MCCREA, SHENIQUIA	56,062.00	57,463.00
MANAGEMENT	HEALTH CLINICS COORDINATOR BOE-5803	PETERS, SUSAN	109,187.00	111,916.00
MANAGEMENT	HEALTH COORD. BOE-SBHC-5806	CHARLES, KRISANN	64,611.00	66,226.00
MANAGEMENT	HELPDESK ANALYST SUPERVISOR-7726	MURPHY, CECELIA	58,450.00	59,912.00
MANAGEMENT	MAGNET SCHOOL RECRUIT.COORD.-5812	WYNN, WILLIAM	70,849.00	72,620.00
MANAGEMENT	OFFICE MANAGER-5131	SUGGS, DERRICKA	55,782.00	57,177.00
MANAGEMENT	PARENT INVOLVEMENT COORDINATOR-5731	HUNTER, AUGUSTINE	48,707.00	49,927.00
MANAGEMENT	PERSONAL COMPUTER SUPPORT TECH-5471	LEE, DAVID	52,838.00	54,158.00
MANAGEMENT	PROJ.COOR/PARENT ENGMNT GCTR-7344	DIAZ, DANIEL	82,199.00	84,254.00
MANAGEMENT	PROJECT DIR. BOE-HEADSTART-5792	FAIRFAX, TRACI	75,220.00	77,101.00
MANAGEMENT	PROJECT DIR. BOE-HEADSTART-5792	HARVEY, CATHERINE	75,220.00	77,101.00
MANAGEMENT	PROJECT LEADER B.O.E.-5937	BILLINGS, ANTHONY	57,959.00	59,408.00
MANAGEMENT	PROJECT LEADER B.O.E.-5937	CUSSON, ROBERT	82,199.00	84,254.00
MANAGEMENT	PROJECT LEADER B.O.E.-5937	KOPCIK, JAMES	57,959.00	59,408.00
MANAGEMENT	SCHOOL BUSINESS MANAGER-10 MOS-5709	BETHKE, JOHN	49,054.00	50,282.00
MANAGEMENT	SCHOOL BUSINESS MANAGER-10 MOS-5709	DEAN, DEBORAH	46,720.00	47,886.00
MANAGEMENT	SCHOOL BUSINESS MANAGER-10 MOS-5709	EVANS, RHONDA	36,436.00	37,348.00
MANAGEMENT	SCHOOL BUSINESS MANAGER-10 MOS-5709	HOWARD, TONYA	44,385.00	45,493.00
MANAGEMENT	SCHOOL BUSINESS MANAGER-10 MOS-5709	JEAN PAUL, MYRIAM	46,720.00	47,886.00
MANAGEMENT	SCHOOL BUSINESS MANAGER-10 MOS-5709	MELBOURNE, JULIA	36,436.00	37,348.00
MANAGEMENT	SCHOOL BUSINESS MANAGER-10 MOS-5709	PEPE, JILL	36,436.00	37,348.00
MANAGEMENT	SCHOOL BUSINESS MANAGER-10 MOS-5709	PITTMAN, JOYOUS	46,720.00	47,886.00
MANAGEMENT	SCHOOL BUSINESS MANAGER-10 MOS-5709	STEVENSON, JENNIFER	49,054.00	50,282.00
MANAGEMENT	SCHOOL BUSINESS MANAGER-10 MOS-5709	SUGGS, ANTHONY	36,436.00	37,348.00
MANAGEMENT	SCHOOL BUSINESS MANAGER-10 MOS-5709	WEYEL, JOSEPHINE	36,436.00	37,348.00
MANAGEMENT	SCHOOL BUSINESS MANAGER-12 MOS-5224	CASEY, ANN	69,264.00	70,995.00
MANAGEMENT	SCHOOL READINESS COORDINATOR-7342	DUCLOS, DENISE	84,801.00	86,921.00
MANAGEMENT	SCHOOL SECURITY WORKER I-5736	BIRT, STARR	55,782.00	57,177.00
MANAGEMENT	SCHOOL SECURITY WORKER I-5736	ROSARBO, RONALD	50,388.00	51,648.00
MANAGEMENT	SCHOOL SECURITY WORKER I-5736	ZAYAS, ANGELITA	55,782.00	57,177.00
MANAGEMENT	SITE COORDINATOR-5570	BETANCUR, LUZ	41,840.00	42,885.00
MANAGEMENT	SITE COORDINATOR-5570	BROWN, ELISHA	46,255.00	47,411.00
MANAGEMENT	SITE COORDINATOR-5570	GAY, LENSLEY	41,840.00	42,885.00
MANAGEMENT	SITE COORDINATOR-5570	GREEN, TAMRA	41,840.00	42,885.00
MANAGEMENT	SITE COORDINATOR-5570	MARMOLEJOS, GRECIA	41,840.00	42,885.00
MANAGEMENT	SOCIAL SERVICES COORDINATOR-7725	LEPRI, PAUL	67,975.00	69,674.00
MANAGEMENT	SOCIAL SERVICES COORDINATOR-7725	PEARSON-PINCKNEY, ESTHER	67,975.00	69,674.00
MANAGEMENT	SPEC.ASST/DEP.SUPT GATEWAY CTR-5808	SANCHEZ, CYNTHIA	63,981.00	-
MANAGEMENT	STUDENT INFORMATION ANALYST-5751	LUYSTERBORGH, PATRICIA	64,751.00	66,370.00
MANAGEMENT	STUDENT SERVICES DATA COORD.-7728	JOSEPH, JENNIFER	52,838.00	54,158.00
MANAGEMENT	TRANSITI.TO WORK COORDINATOR-5781	CARUSO, MARK	62,197.00	63,752.00
MANAGEMENT	YOUTH DEVELOPMENT COORDINATOR-5568	BOSLEY, HARRY	52,838.00	54,158.00
MANAGEMENT	YOUTH DEVELOPMENT COORDINATOR-5568	ESDAILE, SCOT	55,645.00	57,037.00
MANAGEMENT	YOUTH DEVELOPMENT COORDINATOR-5568	JOHNSON-JINKS, TRAVIS	52,838.00	54,158.00
MANAGEMENT	YOUTH DEVELOPMENT COORDINATOR-5568	JOYNER, EDWARD	55,645.00	57,037.00
MANAGEMENT	YOUTH DEVELOPMENT COORDINATOR-5568	REDENTE, FRANK	52,838.00	54,158.00
MANAGEMENT	YOUTH DEVELOPMENT COORDINATOR-5568	ROBINSON, CEDRIC	52,838.00	54,158.00
MANAGEMENT	YOUTH DEVELOPMENT COORDINATOR-5568	WANZIE, DENNIS	52,838.00	54,158.00

*This Staff Roster is reflective of staff who were working in the District for the 2018-2019 school year.

Staff Roster

Class Name	Job Title	Name	Current Salary	2019-2020 Salary
PARAPROFESSIONALS	ASST TEACHER BILINGUAL GR 1-7319	BONILLA, MARIA	25,243.00	25,243.00
PARAPROFESSIONALS	ASST TEACHER BILINGUAL GR 1-7319	DELACRUZ, NURYS	28,370.00	28,370.00
PARAPROFESSIONALS	ASST TEACHER BILINGUAL GR 1-7319	DULUC, LUISA	23,771.00	23,771.00
PARAPROFESSIONALS	ASST TEACHER BILINGUAL GR 1-7319	LARAGY, KEVIN	22,313.00	22,313.00
PARAPROFESSIONALS	ASST TEACHER BILINGUAL GR 1-7319	MITCHELL, AMPARO	23,771.00	23,771.00
PARAPROFESSIONALS	ASST TEACHER BILINGUAL GR 1-7319	MUNIZ, EDGARDO	23,771.00	23,771.00
PARAPROFESSIONALS	ASST TEACHER BILINGUAL GR 1-7319	OCASIO, AGUEDA	22,313.00	22,313.00
PARAPROFESSIONALS	ASST TEACHER BILINGUAL GR 1-7319	RAMOS, JAIME	22,313.00	22,313.00
PARAPROFESSIONALS	ASST TEACHER BILINGUAL GR 1-7319	RAMOS, ROCIO	28,370.00	28,370.00
PARAPROFESSIONALS	ASST TEACHER BILINGUAL GR 1-7319	RIVERA, ELSA	28,370.00	28,370.00
PARAPROFESSIONALS	ASST TEACHER BILINGUAL GR 1-7319	ROMERO, ANA	28,370.00	28,370.00
PARAPROFESSIONALS	ASST TEACHER BILINGUAL GR 1-7319	ROSARIO, JESENIA	22,313.00	22,313.00
PARAPROFESSIONALS	ASST TEACHER BILINGUAL KDG-7311	BRUNO, ANA	22,313.00	22,313.00
PARAPROFESSIONALS	ASST TEACHER BILINGUAL KDG-7311	FERNANDEZ, LESLIE	22,313.00	22,313.00
PARAPROFESSIONALS	ASST TEACHER BILINGUAL KDG-7311	HURTADO, INGRID	22,313.00	22,313.00
PARAPROFESSIONALS	ASST TEACHER BILINGUAL KDG-7311	MENESES- CARRETO, BRICEYDA	22,313.00	22,313.00
PARAPROFESSIONALS	ASST TEACHER BILINGUAL KDG-7311	ROBLES, JOSELYN	23,771.00	23,771.00
PARAPROFESSIONALS	ASST TEACHER BILINGUAL KDG-7311	TECOCOATZI, MARIA	25,243.00	25,243.00
PARAPROFESSIONALS	ASST TEACHER BILINGUAL KDG-7311	TORRES, MARIBEL	28,370.00	28,370.00
PARAPROFESSIONALS	ASST TEACHER BILINGUAL KDG-7311	VEGA, CONFESORA	22,313.00	22,313.00
PARAPROFESSIONALS	ASST TEACHER BILINGUAL-7351	RODRIGUEZ, RICARDO	22,313.00	22,313.00
PARAPROFESSIONALS	ASST TEACHER EARLY LEARNING CT-7340	JACKSON, TRINA	25,243.00	25,243.00
PARAPROFESSIONALS	ASST TEACHER EARLY LEARNING CT-7340	JONES, DEBREEDA	22,313.00	22,313.00
PARAPROFESSIONALS	ASST TEACHER EARLY LEARNING CT-7340	PRINCE, JUNE	23,771.00	23,771.00
PARAPROFESSIONALS	ASST TEACHER EARLY LEARNING CT-7340	VAN ELSWYK, JENNIFER	22,313.00	22,313.00
PARAPROFESSIONALS	ASST TEACHER EARLY LEARNING CT-7340	WANG, LILI	22,313.00	22,313.00
PARAPROFESSIONALS	ASST TEACHER GR 4-7304	LABAGNARA, LUCIA	28,370.00	28,370.00
PARAPROFESSIONALS	ASST TEACHER GRADE 1-7301	ABDUS-SABUR, KHALIAH	22,313.00	22,313.00
PARAPROFESSIONALS	ASST TEACHER GRADE 1-7301	ACKERMAN, MARIE	28,370.00	28,370.00
PARAPROFESSIONALS	ASST TEACHER GRADE 1-7301	BENTLEY, MARY	23,771.00	23,771.00
PARAPROFESSIONALS	ASST TEACHER GRADE 1-7301	BERRIOS, GEOCONDA	23,771.00	23,771.00
PARAPROFESSIONALS	ASST TEACHER GRADE 1-7301	BISHOP-BROWN, LOREN	22,313.00	22,313.00
PARAPROFESSIONALS	ASST TEACHER GRADE 1-7301	BLACKWELL, DORIS	22,313.00	22,313.00
PARAPROFESSIONALS	ASST TEACHER GRADE 1-7301	CADET, ESTHER	23,771.00	23,771.00
PARAPROFESSIONALS	ASST TEACHER GRADE 1-7301	CAMPOSANO, NICOLLE	28,370.00	28,370.00
PARAPROFESSIONALS	ASST TEACHER GRADE 1-7301	CHAMBERS, CLAUDINE	28,370.00	28,370.00
PARAPROFESSIONALS	ASST TEACHER GRADE 1-7301	CHASE, DIANE	22,313.00	22,313.00
PARAPROFESSIONALS	ASST TEACHER GRADE 1-7301	COLEMAN, ALICE	25,243.00	25,243.00
PARAPROFESSIONALS	ASST TEACHER GRADE 1-7301	COOPER, QUALINA	22,313.00	22,313.00
PARAPROFESSIONALS	ASST TEACHER GRADE 1-7301	COWARD, MONIQUE	28,370.00	28,370.00
PARAPROFESSIONALS	ASST TEACHER GRADE 1-7301	CUSACK, DENISE	22,313.00	22,313.00
PARAPROFESSIONALS	ASST TEACHER GRADE 1-7301	DAVIS-JOSEPHS, MARCIA	22,313.00	22,313.00
PARAPROFESSIONALS	ASST TEACHER GRADE 1-7301	DIPIETRO, DEBORAH	23,771.00	23,771.00
PARAPROFESSIONALS	ASST TEACHER GRADE 1-7301	DZUBATY, KATHERINE	22,313.00	22,313.00
PARAPROFESSIONALS	ASST TEACHER GRADE 1-7301	EDWARDS, FELICIA	22,313.00	22,313.00
PARAPROFESSIONALS	ASST TEACHER GRADE 1-7301	FLUKER, WILLIAM	22,313.00	22,313.00
PARAPROFESSIONALS	ASST TEACHER GRADE 1-7301	FRACASSO, JOAN	28,370.00	28,370.00
PARAPROFESSIONALS	ASST TEACHER GRADE 1-7301	GIVENS, ESTERINA	25,243.00	25,243.00
PARAPROFESSIONALS	ASST TEACHER GRADE 1-7301	GRANT, MICHELLE	22,313.00	22,313.00
PARAPROFESSIONALS	ASST TEACHER GRADE 1-7301	GRIFFIN, DANA	22,313.00	22,313.00
PARAPROFESSIONALS	ASST TEACHER GRADE 1-7301	HOLNESS, HILDA	28,370.00	28,370.00
PARAPROFESSIONALS	ASST TEACHER GRADE 1-7301	HUNTER, DANIELLE	23,771.00	23,771.00
PARAPROFESSIONALS	ASST TEACHER GRADE 1-7301	IRBY, LE'TANYA	23,771.00	23,771.00
PARAPROFESSIONALS	ASST TEACHER GRADE 1-7301	LANGLEY, TONY	22,313.00	22,313.00
PARAPROFESSIONALS	ASST TEACHER GRADE 1-7301	LOMBARDI, NANCY	22,313.00	22,313.00
PARAPROFESSIONALS	ASST TEACHER GRADE 1-7301	MAEBRY, MILDRED	23,771.00	23,771.00
PARAPROFESSIONALS	ASST TEACHER GRADE 1-7301	MCCREARY, MARILYN	22,313.00	22,313.00
PARAPROFESSIONALS	ASST TEACHER GRADE 1-7301	MCDUFFIE-VINES, RUSSHELL	22,313.00	22,313.00
PARAPROFESSIONALS	ASST TEACHER GRADE 1-7301	MIKOLIKE, DENISE	22,313.00	22,313.00
PARAPROFESSIONALS	ASST TEACHER GRADE 1-7301	MONTALVO, ABIMAEEL	22,313.00	22,313.00

*This Staff Roster is reflective of staff who were working in the District for the 2018-2019 school year.

Staff Roster

Class Name	Job Title	Name	Current Salary	2019-2020 Salary
PARAPROFESSIONALS	ASST TEACHER GRADE 1-7301	MUOIO, ANTOINETTE	28,370.00	28,370.00
PARAPROFESSIONALS	ASST TEACHER GRADE 1-7301	MURPHY, MICHAEL	22,313.00	22,313.00
PARAPROFESSIONALS	ASST TEACHER GRADE 1-7301	MURPHY, MICHAEL	22,313.00	22,313.00
PARAPROFESSIONALS	ASST TEACHER GRADE 1-7301	NEAL-PALMER, CHARLENE	23,771.00	23,771.00
PARAPROFESSIONALS	ASST TEACHER GRADE 1-7301	NEWMAN, ANGELA	28,370.00	28,370.00
PARAPROFESSIONALS	ASST TEACHER GRADE 1-7301	ODDO, ROSARIA	28,370.00	28,370.00
PARAPROFESSIONALS	ASST TEACHER GRADE 1-7301	RISPOLI, PATRICIA	22,313.00	22,313.00
PARAPROFESSIONALS	ASST TEACHER GRADE 1-7301	RIVERA, WILMA	25,243.00	25,243.00
PARAPROFESSIONALS	ASST TEACHER GRADE 1-7301	ROBERSON, YMA	22,313.00	22,313.00
PARAPROFESSIONALS	ASST TEACHER GRADE 1-7301	SCOTT, ALLEN	28,370.00	28,370.00
PARAPROFESSIONALS	ASST TEACHER GRADE 1-7301	SIMMONS, CASSANDRA	23,771.00	23,771.00
PARAPROFESSIONALS	ASST TEACHER GRADE 1-7301	SMITH, JANICE	22,313.00	22,313.00
PARAPROFESSIONALS	ASST TEACHER GRADE 1-7301	SMITH, MARIETTA	25,243.00	25,243.00
PARAPROFESSIONALS	ASST TEACHER GRADE 1-7301	SMITH, NORMAN	22,313.00	22,313.00
PARAPROFESSIONALS	ASST TEACHER GRADE 1-7301	TAYLOR, ANDREA	22,313.00	22,313.00
PARAPROFESSIONALS	ASST TEACHER GRADE 1-7301	THOMPSON, SETHE	22,313.00	22,313.00
PARAPROFESSIONALS	ASST TEACHER GRADE 1-7301	TIERNEY, ROBIN	25,243.00	25,243.00
PARAPROFESSIONALS	ASST TEACHER GRADE 1-7301	TOMASELLI, LAUREN	22,313.00	22,313.00
PARAPROFESSIONALS	ASST TEACHER GRADE 1-7301	VAZQUEZ, WANDA	25,243.00	25,243.00
PARAPROFESSIONALS	ASST TEACHER GRADE 1-7301	WILLIAMS, PATRICIA	23,771.00	23,771.00
PARAPROFESSIONALS	ASST TEACHER GRADE 1-7301	WINFREY, SHARON	22,313.00	22,313.00
PARAPROFESSIONALS	ASST TEACHER GRADE 2-7302	ANDRADE, JOAQUINA	28,370.00	28,370.00
PARAPROFESSIONALS	ASST TEACHER GRADE 2-7302	HENRY, SHAKIRA	22,313.00	22,313.00
PARAPROFESSIONALS	ASST TEACHER GRADE 2-7302	HOLMES, PATRICIA	22,313.00	22,313.00
PARAPROFESSIONALS	ASST TEACHER GRADE 2-7302	MITCHELL-WILSON, SANDRA	22,313.00	22,313.00
PARAPROFESSIONALS	ASST TEACHER GRADE 2-7302	REID, ANTHONY	22,313.00	22,313.00
PARAPROFESSIONALS	ASST TEACHER GRADE 2-7302	SPEARS, JOYCE	22,313.00	22,313.00
PARAPROFESSIONALS	ASST TEACHER GRADE 2-7302	WALSH, ELAINE	22,313.00	22,313.00
PARAPROFESSIONALS	ASST TEACHER GRADE 2-7302	WILLIAMS, BARBARA	28,370.00	28,370.00
PARAPROFESSIONALS	ASST TEACHER GRADE 5-7305	DUNCAN, ANNALESE	22,313.00	22,313.00
PARAPROFESSIONALS	ASST TEACHER HEAD START-7312	ALVIS ALVARADO, ROSA	22,313.00	22,313.00
PARAPROFESSIONALS	ASST TEACHER HEAD START-7312	BREVARD, JANICE	22,313.00	22,313.00
PARAPROFESSIONALS	ASST TEACHER HEAD START-7312	CARO, KATHERINE	22,313.00	22,313.00
PARAPROFESSIONALS	ASST TEACHER HEAD START-7312	CINTRON, SONIA	28,370.00	28,370.00
PARAPROFESSIONALS	ASST TEACHER HEAD START-7312	COLEMAN, TAMARA	22,313.00	22,313.00
PARAPROFESSIONALS	ASST TEACHER HEAD START-7312	FLEMING, SANDRA	22,313.00	22,313.00
PARAPROFESSIONALS	ASST TEACHER HEAD START-7312	FORD, ANGELA	28,370.00	28,370.00
PARAPROFESSIONALS	ASST TEACHER HEAD START-7312	HOLMES, SHANTE	22,313.00	22,313.00
PARAPROFESSIONALS	ASST TEACHER HEAD START-7312	KENION, KHADIJAH	22,313.00	22,313.00
PARAPROFESSIONALS	ASST TEACHER HEAD START-7312	LEACH, LINDSEY	22,313.00	22,313.00
PARAPROFESSIONALS	ASST TEACHER HEAD START-7312	LOPEZ, LOIDA	28,370.00	28,370.00
PARAPROFESSIONALS	ASST TEACHER HEAD START-7312	MENDOZA, MIRIAM	23,771.00	23,771.00
PARAPROFESSIONALS	ASST TEACHER HEAD START-7312	MONTGOMERY, SHWANDA	22,313.00	22,313.00
PARAPROFESSIONALS	ASST TEACHER HEAD START-7312	NESKO, JANET	22,313.00	22,313.00
PARAPROFESSIONALS	ASST TEACHER HEAD START-7312	POTTER, JACQUELINE	22,313.00	22,313.00
PARAPROFESSIONALS	ASST TEACHER HEAD START-7312	ROMAN, CARMEN	28,370.00	28,370.00
PARAPROFESSIONALS	ASST TEACHER HEAD START-7312	SEIN, MARIA	22,313.00	22,313.00
PARAPROFESSIONALS	ASST TEACHER HEAD START-7312	SERRANO-SANTANA, REBECCA	22,313.00	22,313.00
PARAPROFESSIONALS	ASST TEACHER HEAD START-7312	TAYLOR, KYLE	22,313.00	22,313.00
PARAPROFESSIONALS	ASST TEACHER HEAD START-7312	VILLANUEVA, JENNIE	23,771.00	23,771.00
PARAPROFESSIONALS	ASST TEACHER HEAD START-7312	WILLIAMS-RANSOME, ANN-MARIE	22,313.00	22,313.00
PARAPROFESSIONALS	ASST TEACHER HEAD START-7312	YEROZ, RUZIYE	22,313.00	22,313.00
PARAPROFESSIONALS	ASST TEACHER HEAD START-7312	YOUNG, TYHESHIA	22,313.00	22,313.00
PARAPROFESSIONALS	ASST TEACHER HIGH SCHOOL-7338	BURKETT, JONNEE	23,771.00	23,771.00
PARAPROFESSIONALS	ASST TEACHER HIGH SCHOOL-7338	COHEN, DAVID	28,370.00	28,370.00
PARAPROFESSIONALS	ASST TEACHER K-3-7360	DWYER, JESSICA	22,313.00	22,313.00
PARAPROFESSIONALS	ASST TEACHER K-3-7360	WILLIAMS, RHODA	22,313.00	22,313.00
PARAPROFESSIONALS	ASST TEACHER KDG-7300	ACETO, PATRICIA	23,771.00	23,771.00
PARAPROFESSIONALS	ASST TEACHER KDG-7300	ANDERSON, MARIA	22,313.00	22,313.00
PARAPROFESSIONALS	ASST TEACHER KDG-7300	BALDINO, ROBIN	22,313.00	22,313.00

**This Staff Roster is reflective of staff who were working in the District for the 2018-2019 school year.*

Staff Roster

Class Name	Job Title	Name	Current Salary	2019-2020 Salary
PARAPROFESSIONALS	ASST TEACHER KDG-7300	BALLARD, CYNTHIA	22,313.00	22,313.00
PARAPROFESSIONALS	ASST TEACHER KDG-7300	BALLARD, GEORGIA	23,771.00	23,771.00
PARAPROFESSIONALS	ASST TEACHER KDG-7300	BARRIO, CHANTAL	22,313.00	22,313.00
PARAPROFESSIONALS	ASST TEACHER KDG-7300	BRANHAM, TANYA	22,313.00	22,313.00
PARAPROFESSIONALS	ASST TEACHER KDG-7300	BROWN, IVANA	22,313.00	22,313.00
PARAPROFESSIONALS	ASST TEACHER KDG-7300	BROWN, TIMOTHY	22,313.00	22,313.00
PARAPROFESSIONALS	ASST TEACHER KDG-7300	CAMPBELL-HUDSON, LISA	28,370.00	28,370.00
PARAPROFESSIONALS	ASST TEACHER KDG-7300	CANDELA, JEANNE	25,243.00	25,243.00
PARAPROFESSIONALS	ASST TEACHER KDG-7300	CAROLAN, CASSANDRA	22,313.00	22,313.00
PARAPROFESSIONALS	ASST TEACHER KDG-7300	CAVER, LAWANDA	22,313.00	22,313.00
PARAPROFESSIONALS	ASST TEACHER KDG-7300	CHAMBERS, YASHIKA	22,313.00	22,313.00
PARAPROFESSIONALS	ASST TEACHER KDG-7300	CIVITILLO, SHELLEY	22,313.00	22,313.00
PARAPROFESSIONALS	ASST TEACHER KDG-7300	COPPOLA, RAMONA	22,313.00	22,313.00
PARAPROFESSIONALS	ASST TEACHER KDG-7300	CORTES, MARIA	22,313.00	22,313.00
PARAPROFESSIONALS	ASST TEACHER KDG-7300	DAVENPORT, LYGIA	22,313.00	22,313.00
PARAPROFESSIONALS	ASST TEACHER KDG-7300	DONOHUE, MARGUERITE	28,370.00	28,370.00
PARAPROFESSIONALS	ASST TEACHER KDG-7300	ESTES, COLLEEN	25,243.00	25,243.00
PARAPROFESSIONALS	ASST TEACHER KDG-7300	FAPPIANO, MARIE	22,313.00	22,313.00
PARAPROFESSIONALS	ASST TEACHER KDG-7300	GRAHAM, STACY	28,370.00	28,370.00
PARAPROFESSIONALS	ASST TEACHER KDG-7300	GREENE, IDA	22,313.00	22,313.00
PARAPROFESSIONALS	ASST TEACHER KDG-7300	GRIFFIN, ALBERT	28,370.00	28,370.00
PARAPROFESSIONALS	ASST TEACHER KDG-7300	HARDY, ANNIE	22,313.00	22,313.00
PARAPROFESSIONALS	ASST TEACHER KDG-7300	HERBERT-OLIVER, SHERRIE	22,313.00	22,313.00
PARAPROFESSIONALS	ASST TEACHER KDG-7300	HERNANDEZ, AURORA	22,313.00	22,313.00
PARAPROFESSIONALS	ASST TEACHER KDG-7300	IDAN, HIYAM	22,313.00	22,313.00
PARAPROFESSIONALS	ASST TEACHER KDG-7300	JIMENEZ, CHEMIQUE	22,313.00	22,313.00
PARAPROFESSIONALS	ASST TEACHER KDG-7300	JONES, DANYEL	23,771.00	23,771.00
PARAPROFESSIONALS	ASST TEACHER KDG-7300	LABBATE, SARA	22,313.00	22,313.00
PARAPROFESSIONALS	ASST TEACHER KDG-7300	LANGLEY, ALMA	28,370.00	28,370.00
PARAPROFESSIONALS	ASST TEACHER KDG-7300	LOBO, ROSALIND	28,370.00	28,370.00
PARAPROFESSIONALS	ASST TEACHER KDG-7300	LUCATINO, LISA	22,313.00	22,313.00
PARAPROFESSIONALS	ASST TEACHER KDG-7300	MARTINEZ-PILLOT, MARNELIA	22,313.00	22,313.00
PARAPROFESSIONALS	ASST TEACHER KDG-7300	MCCRAY, LISA	22,313.00	22,313.00
PARAPROFESSIONALS	ASST TEACHER KDG-7300	MENDEZ-CLARKE, PAULINE	23,771.00	23,771.00
PARAPROFESSIONALS	ASST TEACHER KDG-7300	MURPHY, RYAN	22,313.00	22,313.00
PARAPROFESSIONALS	ASST TEACHER KDG-7300	O'MARA, JUDITH	23,771.00	23,771.00
PARAPROFESSIONALS	ASST TEACHER KDG-7300	PEDICINI, SHEILA	28,370.00	28,370.00
PARAPROFESSIONALS	ASST TEACHER KDG-7300	PHILLIPS, TIFFANY	22,313.00	22,313.00
PARAPROFESSIONALS	ASST TEACHER KDG-7300	PLUNKETT, JORJETT	22,313.00	22,313.00
PARAPROFESSIONALS	ASST TEACHER KDG-7300	PROKOP, LUCY	22,313.00	22,313.00
PARAPROFESSIONALS	ASST TEACHER KDG-7300	RANDI, LINDA	28,370.00	28,370.00
PARAPROFESSIONALS	ASST TEACHER KDG-7300	ROSARIO, YACHIRA	22,313.00	22,313.00
PARAPROFESSIONALS	ASST TEACHER KDG-7300	SAVO OSKINS, DEBRA	28,370.00	28,370.00
PARAPROFESSIONALS	ASST TEACHER KDG-7300	SMITH, JOSHUA	22,313.00	22,313.00
PARAPROFESSIONALS	ASST TEACHER KDG-7300	SOTOMAYOR, ADNELYS	22,313.00	22,313.00
PARAPROFESSIONALS	ASST TEACHER KDG-7300	THORPE, SYREETA	22,313.00	22,313.00
PARAPROFESSIONALS	ASST TEACHER KDG-7300	TISDALE, DOREEN	22,313.00	22,313.00
PARAPROFESSIONALS	ASST TEACHER KDG-7300	VARGAS, EDITH	22,313.00	22,313.00
PARAPROFESSIONALS	ASST TEACHER KDG-7300	VELEZ, WANDA	28,370.00	28,370.00
PARAPROFESSIONALS	ASST TEACHER KDG-7300	WALDER, ANGELA	22,313.00	22,313.00
PARAPROFESSIONALS	ASST TEACHER KDG-7300	WARD, JOYCELYN	22,313.00	22,313.00
PARAPROFESSIONALS	ASST TEACHER KDG-7300	WARNER, CHARLES	23,771.00	23,771.00
PARAPROFESSIONALS	ASST TEACHER KDG-7300	WATKINS, CYNTHIA	22,313.00	22,313.00
PARAPROFESSIONALS	ASST TEACHER KDG-7300	WEBB, TAMARA	22,313.00	22,313.00
PARAPROFESSIONALS	ASST TEACHER KDG-7300	WINFREY, ALIECIA	22,313.00	22,313.00
PARAPROFESSIONALS	ASST TEACHER KDG-7300	YOUNG, SHA'RON	22,313.00	22,313.00
PARAPROFESSIONALS	ASST TEACHER PRE K/SPECIAL ED-7318	ABEBE, ELIZABETH	22,313.00	22,313.00
PARAPROFESSIONALS	ASST TEACHER PRE K/SPECIAL ED-7318	DAVIS, EVANGELINE	22,313.00	22,313.00
PARAPROFESSIONALS	ASST TEACHER PRE K/SPECIAL ED-7318	DELGADO, CATERINE	25,243.00	25,243.00
PARAPROFESSIONALS	ASST TEACHER PRE K/SPECIAL ED-7318	HERNANDEZ-CASTELLON, TERESA	22,313.00	22,313.00

*This Staff Roster is reflective of staff who were working in the District for the 2018-2019 school year.

Staff Roster

Class Name	Job Title	Name	Current Salary	2019-2020 Salary
PARAPROFESSIONALS	ASST TEACHER PRE K/SPECIAL ED-7318	LABOY, MARGGIE	28,370.00	28,370.00
PARAPROFESSIONALS	ASST TEACHER PRE-K-3-7356	COPPOLA, FRANK	22,313.00	22,313.00
PARAPROFESSIONALS	ASST TEACHER PRE-K-3-7356	LITTLE, DALE	22,313.00	22,313.00
PARAPROFESSIONALS	ASST TEACHER PRE-K-4-7357	GREENWOOD, ISEE	25,243.00	25,243.00
PARAPROFESSIONALS	ASST TEACHER PRE-K-4-7357	KIERCE, DORIS	22,313.00	22,313.00
PARAPROFESSIONALS	ASST TEACHER PRE-K-7346	AARDEMA-HILL, KATHRYN	28,370.00	28,370.00
PARAPROFESSIONALS	ASST TEACHER PRE-K-7346	ALMODOVAR, EMMANUEL	22,313.00	22,313.00
PARAPROFESSIONALS	ASST TEACHER PRE-K-7346	BACOTE, DAWN	22,313.00	22,313.00
PARAPROFESSIONALS	ASST TEACHER PRE-K-7346	BAILEY, ALONDA	22,313.00	22,313.00
PARAPROFESSIONALS	ASST TEACHER PRE-K-7346	BRUNSON, LAMAR	22,313.00	22,313.00
PARAPROFESSIONALS	ASST TEACHER PRE-K-7346	CANNON, SHIRLEY	22,313.00	22,313.00
PARAPROFESSIONALS	ASST TEACHER PRE-K-7346	CARDO, CYNTHIA	23,771.00	23,771.00
PARAPROFESSIONALS	ASST TEACHER PRE-K-7346	CARON GOODWIN, JESSICA	22,313.00	22,313.00
PARAPROFESSIONALS	ASST TEACHER PRE-K-7346	CODNER, CHRISTINE	22,313.00	22,313.00
PARAPROFESSIONALS	ASST TEACHER PRE-K-7346	DANIELS, DEBORAH	22,313.00	22,313.00
PARAPROFESSIONALS	ASST TEACHER PRE-K-7346	DAVIS, MELISSA	22,313.00	22,313.00
PARAPROFESSIONALS	ASST TEACHER PRE-K-7346	DEANGELO, MICHELLE	22,313.00	22,313.00
PARAPROFESSIONALS	ASST TEACHER PRE-K-7346	DIAZ, NOEMI	22,313.00	22,313.00
PARAPROFESSIONALS	ASST TEACHER PRE-K-7346	DOUGLAS, PATRICIA	28,370.00	28,370.00
PARAPROFESSIONALS	ASST TEACHER PRE-K-7346	DOWDY, ANITA	22,313.00	22,313.00
PARAPROFESSIONALS	ASST TEACHER PRE-K-7346	ELKHOULI, HEBA	22,313.00	22,313.00
PARAPROFESSIONALS	ASST TEACHER PRE-K-7346	ESPOSITO, LORI	25,243.00	25,243.00
PARAPROFESSIONALS	ASST TEACHER PRE-K-7346	FARRICELLI, MICHAEL	22,313.00	22,313.00
PARAPROFESSIONALS	ASST TEACHER PRE-K-7346	FOSTER, STEPHANIE	22,313.00	22,313.00
PARAPROFESSIONALS	ASST TEACHER PRE-K-7346	FRANCO, WENDY	23,771.00	23,771.00
PARAPROFESSIONALS	ASST TEACHER PRE-K-7346	FROSLONE, KIM	25,243.00	25,243.00
PARAPROFESSIONALS	ASST TEACHER PRE-K-7346	GATISON, CHARISHA	22,313.00	22,313.00
PARAPROFESSIONALS	ASST TEACHER PRE-K-7346	GIORDANO, JOY	22,313.00	22,313.00
PARAPROFESSIONALS	ASST TEACHER PRE-K-7346	GOYENECHEA, ALICIA	28,370.00	28,370.00
PARAPROFESSIONALS	ASST TEACHER PRE-K-7346	GRAHAM, GLORIA	28,370.00	28,370.00
PARAPROFESSIONALS	ASST TEACHER PRE-K-7346	HARDY, DANIELE	22,313.00	22,313.00
PARAPROFESSIONALS	ASST TEACHER PRE-K-7346	HURTADO, SONIA	22,313.00	22,313.00
PARAPROFESSIONALS	ASST TEACHER PRE-K-7346	HWANG, RUTH	23,771.00	23,771.00
PARAPROFESSIONALS	ASST TEACHER PRE-K-7346	JOHNSON, SHANICE	22,313.00	22,313.00
PARAPROFESSIONALS	ASST TEACHER PRE-K-7346	KAYA, HATICE	22,313.00	22,313.00
PARAPROFESSIONALS	ASST TEACHER PRE-K-7346	LAFOGG, ANNMARIE	25,243.00	25,243.00
PARAPROFESSIONALS	ASST TEACHER PRE-K-7346	LAMANO, ANNETTE	23,771.00	23,771.00
PARAPROFESSIONALS	ASST TEACHER PRE-K-7346	LEOTAUD, HYACINTH	22,313.00	22,313.00
PARAPROFESSIONALS	ASST TEACHER PRE-K-7346	LEWIS, HYVILLIA	22,313.00	22,313.00
PARAPROFESSIONALS	ASST TEACHER PRE-K-7346	MARRO, DEBRA	22,313.00	22,313.00
PARAPROFESSIONALS	ASST TEACHER PRE-K-7346	MARTIN, DESIREE	22,313.00	22,313.00
PARAPROFESSIONALS	ASST TEACHER PRE-K-7346	MARTINEZ, SADIYYA	22,313.00	22,313.00
PARAPROFESSIONALS	ASST TEACHER PRE-K-7346	MCALPINE, SEAN-MICHAEL	22,313.00	22,313.00
PARAPROFESSIONALS	ASST TEACHER PRE-K-7346	MELILLO, MARIA	22,313.00	22,313.00
PARAPROFESSIONALS	ASST TEACHER PRE-K-7346	MOORE, SHARON	28,370.00	28,370.00
PARAPROFESSIONALS	ASST TEACHER PRE-K-7346	MORRISON, VERONICA	23,771.00	23,771.00
PARAPROFESSIONALS	ASST TEACHER PRE-K-7346	NIEVES, BETHZAIDA	22,313.00	22,313.00
PARAPROFESSIONALS	ASST TEACHER PRE-K-7346	PAPUGA, ALYSSA	22,313.00	22,313.00
PARAPROFESSIONALS	ASST TEACHER PRE-K-7346	PAYNE, JOANNE	23,771.00	23,771.00
PARAPROFESSIONALS	ASST TEACHER PRE-K-7346	PETERMAN, HANNA	22,313.00	22,313.00
PARAPROFESSIONALS	ASST TEACHER PRE-K-7346	RAWLINS-STEWART, RHONDA	25,243.00	25,243.00
PARAPROFESSIONALS	ASST TEACHER PRE-K-7346	REA, MEGAN	22,313.00	22,313.00
PARAPROFESSIONALS	ASST TEACHER PRE-K-7346	RIVERA, LUCY	22,313.00	22,313.00
PARAPROFESSIONALS	ASST TEACHER PRE-K-7346	ROBERSON, RAQUINE	22,313.00	22,313.00
PARAPROFESSIONALS	ASST TEACHER PRE-K-7346	RODRIGUEZ, MARILYN	23,771.00	23,771.00
PARAPROFESSIONALS	ASST TEACHER PRE-K-7346	ROHBAR, ARZOO	22,313.00	22,313.00
PARAPROFESSIONALS	ASST TEACHER PRE-K-7346	ROMANO, DENISE	23,771.00	23,771.00
PARAPROFESSIONALS	ASST TEACHER PRE-K-7346	ROSADO, YISEL	22,313.00	22,313.00
PARAPROFESSIONALS	ASST TEACHER PRE-K-7346	ROSEN, SIGITA	22,313.00	22,313.00
PARAPROFESSIONALS	ASST TEACHER PRE-K-7346	SALAS, CAROLINA	22,313.00	22,313.00

*This Staff Roster is reflective of staff who were working in the District for the 2018-2019 school year.

Staff Roster

Class Name	Job Title	Name	Current Salary	2019-2020 Salary
PARAPROFESSIONALS	ASST TEACHER PRE-K-7346	SAMUEL, MARIA	22,313.00	22,313.00
PARAPROFESSIONALS	ASST TEACHER PRE-K-7346	SANCHEZ, KLEISY	22,313.00	22,313.00
PARAPROFESSIONALS	ASST TEACHER PRE-K-7346	THORNE, KELSEY	22,313.00	22,313.00
PARAPROFESSIONALS	ASST TEACHER PRE-K-7346	TWAROWSKI, CHRISTINE	28,370.00	28,370.00
PARAPROFESSIONALS	ASST TEACHER PRE-K-7346	WALKER, LAKEISHA	22,313.00	22,313.00
PARAPROFESSIONALS	ASST TEACHER PRE-K-7346	WILLIAMS, DENISE	28,370.00	28,370.00
PARAPROFESSIONALS	ASST TEACHER PRE-SCHOOL-7320	ESDAILE, IMANI	23,771.00	23,771.00
PARAPROFESSIONALS	ASST TEACHER PRE-SCHOOL-7320	ESTES, ARIEL	23,771.00	23,771.00
PARAPROFESSIONALS	ASST TEACHER PRE-SCHOOL-7320	MARCUS, NICOLE	38,918.00	38,918.00
PARAPROFESSIONALS	ASST TEACHER PRE-SCHOOL-7320	SUTHERLAND, WHITNEY	22,313.00	22,313.00
PARAPROFESSIONALS	ASST TEACHER S/ED AGES 3-5-7355	CADORE, NAKISHA	22,313.00	22,313.00
PARAPROFESSIONALS	ASST TEACHER S/ED AGES 3-5-7355	EVANS, MINNIE	22,313.00	22,313.00
PARAPROFESSIONALS	ASST TEACHER S/ED AGES 3-5-7355	GUZ, DIANE	22,313.00	22,313.00
PARAPROFESSIONALS	ASST TEACHER S/ED AGES 3-5-7355	HAYES, ALISA	22,313.00	22,313.00
PARAPROFESSIONALS	ASST TEACHER S/ED AGES 3-5-7355	KING, KAREN	28,370.00	28,370.00
PARAPROFESSIONALS	ASST TEACHER S/ED AGES 3-5-7355	MAGNUSON, DEBRA	25,243.00	25,243.00
PARAPROFESSIONALS	ASST TEACHER S/ED AGES 3-5-7355	MALDONADO, VIRGINIA	23,771.00	23,771.00
PARAPROFESSIONALS	ASST TEACHER S/ED AGES 3-5-7355	MATTEI, CINDY	25,243.00	25,243.00
PARAPROFESSIONALS	ASST TEACHER S/ED AGES 3-5-7355	MCGEE, TIKEISHA	28,370.00	28,370.00
PARAPROFESSIONALS	ASST TEACHER S/ED AGES 3-5-7355	MORANT, KIMBERLY	22,313.00	22,313.00
PARAPROFESSIONALS	ASST TEACHER S/ED AGES 3-5-7355	OKAM, ARRET	23,771.00	-
PARAPROFESSIONALS	ASST TEACHER S/ED AGES 3-5-7355	OSBORNE, CHARLENE	23,771.00	23,771.00
PARAPROFESSIONALS	ASST TEACHER S/ED AGES 3-5-7355	SMITH, NATHAN	23,771.00	23,771.00
PARAPROFESSIONALS	ASST TEACHER S/ED AGES 3-5-7355	SUERO-LORA, PAOLA	22,313.00	22,313.00
PARAPROFESSIONALS	ASST TEACHER S/ED AGES 3-5-7355	ZENTARSKI, TRACY	22,313.00	22,313.00
PARAPROFESSIONALS	ASST TEACHER S/ED AGES K-8-7310	ALEXANDER, CHERYL	22,313.00	22,313.00
PARAPROFESSIONALS	ASST TEACHER S/ED AGES K-8-7310	ALSTON, ALBERT	25,243.00	25,243.00
PARAPROFESSIONALS	ASST TEACHER S/ED AGES K-8-7310	ARCOVITCH, DONNA MARIE	23,771.00	23,771.00
PARAPROFESSIONALS	ASST TEACHER S/ED AGES K-8-7310	ATKINSON-GREEN, TAMMIKA	22,313.00	22,313.00
PARAPROFESSIONALS	ASST TEACHER S/ED AGES K-8-7310	AVILES, JANET	22,313.00	22,313.00
PARAPROFESSIONALS	ASST TEACHER S/ED AGES K-8-7310	AYALA, ELIZABETH	22,313.00	22,313.00
PARAPROFESSIONALS	ASST TEACHER S/ED AGES K-8-7310	BECK, JARRAD	23,771.00	23,771.00
PARAPROFESSIONALS	ASST TEACHER S/ED AGES K-8-7310	BENEVENTO, PEGGY	28,370.00	28,370.00
PARAPROFESSIONALS	ASST TEACHER S/ED AGES K-8-7310	BENSON, JOAN	22,313.00	22,313.00
PARAPROFESSIONALS	ASST TEACHER S/ED AGES K-8-7310	BICKNELL, ROBYN	22,313.00	22,313.00
PARAPROFESSIONALS	ASST TEACHER S/ED AGES K-8-7310	BOONE, TASHA	22,313.00	22,313.00
PARAPROFESSIONALS	ASST TEACHER S/ED AGES K-8-7310	BORDEAUX, LATONYA	22,313.00	22,313.00
PARAPROFESSIONALS	ASST TEACHER S/ED AGES K-8-7310	BRANTLEY, VERONICA	28,370.00	28,370.00
PARAPROFESSIONALS	ASST TEACHER S/ED AGES K-8-7310	BROCK, RAMONA	22,313.00	22,313.00
PARAPROFESSIONALS	ASST TEACHER S/ED AGES K-8-7310	BROWN, APRIL	28,370.00	28,370.00
PARAPROFESSIONALS	ASST TEACHER S/ED AGES K-8-7310	BURGOS, DIGNA	23,771.00	23,771.00
PARAPROFESSIONALS	ASST TEACHER S/ED AGES K-8-7310	CAMERA, NICHOLAS	22,313.00	22,313.00
PARAPROFESSIONALS	ASST TEACHER S/ED AGES K-8-7310	CARMON, CHAZ	22,313.00	22,313.00
PARAPROFESSIONALS	ASST TEACHER S/ED AGES K-8-7310	CINTRON, JOSE	23,771.00	23,771.00
PARAPROFESSIONALS	ASST TEACHER S/ED AGES K-8-7310	D'ANGELO, JOANNE	25,243.00	25,243.00
PARAPROFESSIONALS	ASST TEACHER S/ED AGES K-8-7310	DELUCIA, LINDA	28,370.00	28,370.00
PARAPROFESSIONALS	ASST TEACHER S/ED AGES K-8-7310	DIGIOIA, KATHLEEN	22,313.00	22,313.00
PARAPROFESSIONALS	ASST TEACHER S/ED AGES K-8-7310	DOUGLAS, ADRIANNE	22,313.00	22,313.00
PARAPROFESSIONALS	ASST TEACHER S/ED AGES K-8-7310	ELLIS, NATALIE	22,313.00	22,313.00
PARAPROFESSIONALS	ASST TEACHER S/ED AGES K-8-7310	ELLIS, RUTH	28,370.00	28,370.00
PARAPROFESSIONALS	ASST TEACHER S/ED AGES K-8-7310	ESDAILE, MORGAN	22,313.00	22,313.00
PARAPROFESSIONALS	ASST TEACHER S/ED AGES K-8-7310	FAGIN, VALERIE	22,313.00	22,313.00
PARAPROFESSIONALS	ASST TEACHER S/ED AGES K-8-7310	FOLEY, LORRAINE	22,313.00	22,313.00
PARAPROFESSIONALS	ASST TEACHER S/ED AGES K-8-7310	FRANKLIN, VERA	22,313.00	22,313.00
PARAPROFESSIONALS	ASST TEACHER S/ED AGES K-8-7310	FRASER, EVETT	23,771.00	23,771.00
PARAPROFESSIONALS	ASST TEACHER S/ED AGES K-8-7310	FRAZIER, LORI	22,313.00	22,313.00
PARAPROFESSIONALS	ASST TEACHER S/ED AGES K-8-7310	GAMBRELL-MADDEN, BARBARA	23,771.00	23,771.00
PARAPROFESSIONALS	ASST TEACHER S/ED AGES K-8-7310	GOMES, RONDA	23,771.00	23,771.00
PARAPROFESSIONALS	ASST TEACHER S/ED AGES K-8-7310	GRATE, CHERYL	22,313.00	22,313.00
PARAPROFESSIONALS	ASST TEACHER S/ED AGES K-8-7310	GRAY, DESTINY	23,771.00	23,771.00

*This Staff Roster is reflective of staff who were working in the District for the 2018-2019 school year.

Staff Roster

Class Name	Job Title	Name	Current Salary	2019-2020 Salary
PARAPROFESSIONALS	ASST TEACHER S/ED AGES K-8-7310	GURLEY, SHEREE	23,771.00	23,771.00
PARAPROFESSIONALS	ASST TEACHER S/ED AGES K-8-7310	HALL, TASHIA	22,313.00	22,313.00
PARAPROFESSIONALS	ASST TEACHER S/ED AGES K-8-7310	HAMLETT, BETTY	22,313.00	22,313.00
PARAPROFESSIONALS	ASST TEACHER S/ED AGES K-8-7310	HARDY, SEAN	23,771.00	23,771.00
PARAPROFESSIONALS	ASST TEACHER S/ED AGES K-8-7310	HARRELL, TAWANNA	23,771.00	23,771.00
PARAPROFESSIONALS	ASST TEACHER S/ED AGES K-8-7310	HAWKINS, WILLIAM	22,313.00	22,313.00
PARAPROFESSIONALS	ASST TEACHER S/ED AGES K-8-7310	HENRY, JAMIKA	22,313.00	22,313.00
PARAPROFESSIONALS	ASST TEACHER S/ED AGES K-8-7310	HOBBY, SHEQUERRA	22,313.00	22,313.00
PARAPROFESSIONALS	ASST TEACHER S/ED AGES K-8-7310	ISAAC, SOLOMON	22,313.00	22,313.00
PARAPROFESSIONALS	ASST TEACHER S/ED AGES K-8-7310	JACKSON, EARL	22,313.00	22,313.00
PARAPROFESSIONALS	ASST TEACHER S/ED AGES K-8-7310	JOINER, JASMIN	22,313.00	22,313.00
PARAPROFESSIONALS	ASST TEACHER S/ED AGES K-8-7310	JOYNER, NATHAN	22,313.00	22,313.00
PARAPROFESSIONALS	ASST TEACHER S/ED AGES K-8-7310	KING, YNOSENCIA	22,313.00	22,313.00
PARAPROFESSIONALS	ASST TEACHER S/ED AGES K-8-7310	KIRWIN, LINDSAY	22,313.00	22,313.00
PARAPROFESSIONALS	ASST TEACHER S/ED AGES K-8-7310	LAMBERTI, DAWN	22,313.00	22,313.00
PARAPROFESSIONALS	ASST TEACHER S/ED AGES K-8-7310	LAPIANA, DONNA	23,771.00	23,771.00
PARAPROFESSIONALS	ASST TEACHER S/ED AGES K-8-7310	LAVERTY, KATHLEEN	22,313.00	22,313.00
PARAPROFESSIONALS	ASST TEACHER S/ED AGES K-8-7310	LONG, TROY	22,313.00	22,313.00
PARAPROFESSIONALS	ASST TEACHER S/ED AGES K-8-7310	MACK, DIRMY	22,313.00	22,313.00
PARAPROFESSIONALS	ASST TEACHER S/ED AGES K-8-7310	MAFFUID, PHYLLIS	22,313.00	22,313.00
PARAPROFESSIONALS	ASST TEACHER S/ED AGES K-8-7310	MCLEAN, BRIANA	22,313.00	22,313.00
PARAPROFESSIONALS	ASST TEACHER S/ED AGES K-8-7310	MENCHETTI, RAINA	22,313.00	22,313.00
PARAPROFESSIONALS	ASST TEACHER S/ED AGES K-8-7310	MIDDLETON, GLENN	23,771.00	23,771.00
PARAPROFESSIONALS	ASST TEACHER S/ED AGES K-8-7310	MOORE-BELL, KAREN	23,771.00	23,771.00
PARAPROFESSIONALS	ASST TEACHER S/ED AGES K-8-7310	NELSON, RAHEEM	23,771.00	23,771.00
PARAPROFESSIONALS	ASST TEACHER S/ED AGES K-8-7310	NEWSOME-SORRELLS, TERRA	22,313.00	22,313.00
PARAPROFESSIONALS	ASST TEACHER S/ED AGES K-8-7310	O'KEEFE, JOHN	23,771.00	23,771.00
PARAPROFESSIONALS	ASST TEACHER S/ED AGES K-8-7310	OLIVERAS, JUDITH	22,313.00	22,313.00
PARAPROFESSIONALS	ASST TEACHER S/ED AGES K-8-7310	OTERO, NELIDA	22,313.00	22,313.00
PARAPROFESSIONALS	ASST TEACHER S/ED AGES K-8-7310	OWENS, CARLA	22,313.00	22,313.00
PARAPROFESSIONALS	ASST TEACHER S/ED AGES K-8-7310	PADUA, PAMELA	25,243.00	25,243.00
PARAPROFESSIONALS	ASST TEACHER S/ED AGES K-8-7310	PATTERSON, JAMES	32,813.00	32,813.00
PARAPROFESSIONALS	ASST TEACHER S/ED AGES K-8-7310	PEREZ, NATIVIDAD	25,243.00	25,243.00
PARAPROFESSIONALS	ASST TEACHER S/ED AGES K-8-7310	PERRY, BRETT	22,313.00	22,313.00
PARAPROFESSIONALS	ASST TEACHER S/ED AGES K-8-7310	PHILLIPS, CHRISMA	23,771.00	23,771.00
PARAPROFESSIONALS	ASST TEACHER S/ED AGES K-8-7310	PIASECKI, MARIA	28,370.00	28,370.00
PARAPROFESSIONALS	ASST TEACHER S/ED AGES K-8-7310	PITTS, ROBIN	22,313.00	22,313.00
PARAPROFESSIONALS	ASST TEACHER S/ED AGES K-8-7310	PLOUFFE, MAUREEN	22,313.00	22,313.00
PARAPROFESSIONALS	ASST TEACHER S/ED AGES K-8-7310	REYNOLDS, COLLEEN	22,313.00	22,313.00
PARAPROFESSIONALS	ASST TEACHER S/ED AGES K-8-7310	ROUNDTREE, JAALA	22,313.00	22,313.00
PARAPROFESSIONALS	ASST TEACHER S/ED AGES K-8-7310	RUSSELL, SARAH	22,313.00	22,313.00
PARAPROFESSIONALS	ASST TEACHER S/ED AGES K-8-7310	SANTANA, MILDRED	22,313.00	22,313.00
PARAPROFESSIONALS	ASST TEACHER S/ED AGES K-8-7310	SAUNDERS, ROBERT	25,243.00	25,243.00
PARAPROFESSIONALS	ASST TEACHER S/ED AGES K-8-7310	SCHWEIZER, LISA	22,313.00	22,313.00
PARAPROFESSIONALS	ASST TEACHER S/ED AGES K-8-7310	SCHWEIZER, RICHARD	22,313.00	22,313.00
PARAPROFESSIONALS	ASST TEACHER S/ED AGES K-8-7310	SILVERBERG, LORI	28,370.00	28,370.00
PARAPROFESSIONALS	ASST TEACHER S/ED AGES K-8-7310	SMART, KIMBERLY	22,313.00	22,313.00
PARAPROFESSIONALS	ASST TEACHER S/ED AGES K-8-7310	SMITH, LEON	23,771.00	23,771.00
PARAPROFESSIONALS	ASST TEACHER S/ED AGES K-8-7310	ST JOHN, BARBARA	22,313.00	22,313.00
PARAPROFESSIONALS	ASST TEACHER S/ED AGES K-8-7310	ST GERMAINE, DOREEN	28,370.00	28,370.00
PARAPROFESSIONALS	ASST TEACHER S/ED AGES K-8-7310	STEWART, LANCE	28,370.00	28,370.00
PARAPROFESSIONALS	ASST TEACHER S/ED AGES K-8-7310	TUCKER, KIMBERLY	22,313.00	22,313.00
PARAPROFESSIONALS	ASST TEACHER S/ED AGES K-8-7310	VELASQUEZ, JACOB	25,243.00	25,243.00
PARAPROFESSIONALS	ASST TEACHER S/ED AGES K-8-7310	WALKER, IESHA	22,313.00	22,313.00
PARAPROFESSIONALS	ASST TEACHER S/ED AGES K-8-7310	WALKER, LYNNAIR	23,771.00	23,771.00
PARAPROFESSIONALS	ASST TEACHER S/ED AGES K-8-7310	WALTERS, MARY	22,313.00	22,313.00
PARAPROFESSIONALS	ASST TEACHER S/ED HIGH SCHOOL-7358	BEATON, CHRISTIE LYNN	22,313.00	22,313.00
PARAPROFESSIONALS	ASST TEACHER S/ED HIGH SCHOOL-7358	BOYD, RODNEY	28,370.00	28,370.00
PARAPROFESSIONALS	ASST TEACHER S/ED HIGH SCHOOL-7358	BROWN, TROY	22,313.00	22,313.00
PARAPROFESSIONALS	ASST TEACHER S/ED HIGH SCHOOL-7358	BURGOS, SANDRA	22,313.00	22,313.00

*This Staff Roster is reflective of staff who were working in the District for the 2018-2019 school year.

Staff Roster

Class Name	Job Title	Name	Current Salary	2019-2020 Salary
PARAPROFESSIONALS	ASST TEACHER S/ED HIGH SCHOOL-7358	BURTON, JANET	22,313.00	22,313.00
PARAPROFESSIONALS	ASST TEACHER S/ED HIGH SCHOOL-7358	CENERI, MARISA	22,313.00	22,313.00
PARAPROFESSIONALS	ASST TEACHER S/ED HIGH SCHOOL-7358	MOORE, GARY	22,313.00	22,313.00
PARAPROFESSIONALS	ASST TEACHER S/ED HIGH SCHOOL-7358	PATTON, ASIA	22,313.00	22,313.00
PARAPROFESSIONALS	ASST TEACHER S/ED HIGH SCHOOL-7358	PETERSON, LATRICE	22,313.00	22,313.00
PARAPROFESSIONALS	ASST TEACHER S/ED HIGH SCHOOL-7358	ROBERTS, JACQUELINE	22,313.00	22,313.00
PARAPROFESSIONALS	ASST TEACHER S/ED HIGH SCHOOL-7358	SULLIVAN, EBONE	22,313.00	22,313.00
PARAPROFESSIONALS	ASST TEACHER S/ED HIGH SCHOOL-7358	WOOTEN, MARGARET	28,370.00	28,370.00
PARAPROFESSIONALS	ASST TEACHER SCHOOL READINESS-7349	CHAMBERLAINE, DAWN	22,313.00	22,313.00
PARAPROFESSIONALS	ASST TEACHER SCHOOL READINESS-7349	CHUMPITAZ, MARYLIN	22,313.00	22,313.00
PARAPROFESSIONALS	ASST TEACHER SCHOOL READINESS-7349	EMERY, YVETTE	22,313.00	22,313.00
PARAPROFESSIONALS	ASST TEACHER SCHOOL READINESS-7349	THORNTON-WATERS, GAILENE	22,313.00	22,313.00
PARAPROFESSIONALS	ASST TEACHER TBD-7350	JENKINS, SHEMONE	22,313.00	22,313.00
PARAPROFESSIONALS	ASST TEACHER-SPECIAL EDUCATION-5748	ANES, MICHELLE	22,313.00	22,313.00
PARAPROFESSIONALS	ASST TEACHER-SPECIAL EDUCATION-5748	DAVIS, TONI	25,243.00	25,243.00
PARAPROFESSIONALS	ASST TEACHER-SPECIAL EDUCATION-5748	DIBRINO, CLAUDIA	22,313.00	22,313.00
PARAPROFESSIONALS	ASST TEACHER-SPECIAL EDUCATION-5748	FLORES, PREZIOSA	22,313.00	22,313.00
PARAPROFESSIONALS	ASST TEACHER-SPECIAL EDUCATION-5748	HENNESSY, DAVID	22,313.00	22,313.00
PARAPROFESSIONALS	ASST TEACHER-SPECIAL EDUCATION-5748	JOHNSON, CHANDRA	22,313.00	22,313.00
PARAPROFESSIONALS	ASST TEACHER-SPECIAL EDUCATION-5748	MCDUFFIE, SHARON	28,370.00	28,370.00
PARAPROFESSIONALS	ASST TEACHER-SPECIAL EDUCATION-5748	PRATT, BRIAN	22,313.00	22,313.00
PARAPROFESSIONALS	ASST TEACHER-SPECIAL EDUCATION-5748	ROSADINI, DEBORAH	25,243.00	25,243.00
PARAPROFESSIONALS	ASST TEACHER-SPECIAL EDUCATION-5748	ULMER, CLAYTON	22,313.00	22,313.00
PARAPROFESSIONALS	ASST TEACHER-SPECIAL EDUCATION-5748	VAUGHN, CALVIN	22,313.00	22,313.00
PARAPROFESSIONALS	ASST TEACHER-SPECIAL EDUCATION-5748	WILKINSON, KAREN	28,370.00	28,370.00
PARAPROFESSIONALS	ASST TEACHER-SPECIAL EDUCATION-5748	WORDIE, MICHELE	22,313.00	22,313.00
PARAPROFESSIONALS	ATTENDANCE WORKER-7315	PATTON, LUCILLE	33,072.00	33,072.00
PARAPROFESSIONALS	COMMUNITY RELATIONS WORKER-7314	BETHKE, STEPHEN	28,370.00	28,370.00
PARAPROFESSIONALS	COMMUNITY RELATIONS WORKER-7314	MEDINA, ROXANDA	28,370.00	28,370.00
PARAPROFESSIONALS	HEAD START TEACHER-7313	BURGOS, HECTOR	42,125.00	42,125.00
PARAPROFESSIONALS	HEAD START TEACHER-7313	CARRASQUILLO, IRENE	38,918.00	38,918.00
PARAPROFESSIONALS	HEAD START TEACHER-7313	CLAUDIO, MARTHA	38,918.00	38,918.00
PARAPROFESSIONALS	HEAD START TEACHER-7313	CORNIEL, MARTA	42,125.00	42,125.00
PARAPROFESSIONALS	HEAD START TEACHER-7313	ELLISON, MICHAEL	42,125.00	42,125.00
PARAPROFESSIONALS	HEAD START TEACHER-7313	FORBES, LATOYA	38,918.00	38,918.00
PARAPROFESSIONALS	HEAD START TEACHER-7313	HUDSON-STREATER, MICHELLE	42,125.00	42,125.00
PARAPROFESSIONALS	HEAD START TEACHER-7313	LITTLE, GLORIA	42,125.00	42,125.00
PARAPROFESSIONALS	HEAD START TEACHER-7313	MCCOY, MELISSA	42,125.00	42,125.00
PARAPROFESSIONALS	HEAD START TEACHER-7313	MCDUFFIE, BRENDA	42,125.00	42,125.00
PARAPROFESSIONALS	HEAD START TEACHER-7313	MEDERO, HILCIA	42,125.00	42,125.00
PARAPROFESSIONALS	HEAD START TEACHER-7313	MITCHELL, JENNIFER	42,125.00	42,125.00
PARAPROFESSIONALS	HEAD START TEACHER-7313	MONROE, DYANN	42,125.00	42,125.00
PARAPROFESSIONALS	HEAD START TEACHER-7313	PERVIS-PRITCHETT, VALERIE	42,125.00	42,125.00
PARAPROFESSIONALS	HEAD START TEACHER-7313	SMALLS, KEILA	42,125.00	42,125.00
PARAPROFESSIONALS	HEAD TEACHER SCHOOL READINESS-7348	BAEZ, RAQUEL	42,125.00	42,125.00
PARAPROFESSIONALS	HEAD TEACHER SCHOOL READINESS-7348	BAILEY, LAVETTA	28,370.00	28,370.00
PARAPROFESSIONALS	HEAD TEACHER SCHOOL READINESS-7348	FULCHER, RENEE	38,918.00	38,918.00
PARAPROFESSIONALS	HEAD TEACHER SCHOOL READINESS-7348	GAMBERDELLA, MARISSA	38,918.00	38,918.00
PARAPROFESSIONALS	HEAD TEACHER SCHOOL READINESS-7348	GOLIA, GINA	42,125.00	42,125.00
PARAPROFESSIONALS	HEAD TEACHER SCHOOL READINESS-7348	HEMPHILL, GENITH	42,125.00	42,125.00
PARAPROFESSIONALS	HEAD TEACHER SCHOOL READINESS-7348	HICKS, ALVENIA	42,125.00	42,125.00
PARAPROFESSIONALS	HEAD TEACHER SCHOOL READINESS-7348	PATTON, SHANDRA	38,918.00	38,918.00
PARAPROFESSIONALS	HEAD TEACHER SCHOOL READINESS-7348	ROMAN, DENISE	38,918.00	38,918.00
PARAPROFESSIONALS	HEAD TEACHER SCHOOL READINESS-7348	RUDD, VERITA	42,125.00	42,125.00
PARAPROFESSIONALS	HEAD TEACHER SCHOOL READINESS-7348	SEPULVEDA-CUENCA, NILDA	42,125.00	42,125.00
PARAPROFESSIONALS	HEAD TEACHER SCHOOL READINESS-7348	STEWART, MARY ANN	42,125.00	42,125.00
PARAPROFESSIONALS	HEAD TEACHER/EARLY LEARNING CT-7321	MELLALY, IRIS	42,125.00	42,125.00
PARAPROFESSIONALS	HEAD TEACHER/EARLY LEARNING CT-7321	NUNEZ, MIRIAM	38,918.00	38,918.00
PARAPROFESSIONALS	HEAD TEACHER/EARLY LEARNING CT-7321	VARGAS, MICHELLE	22,313.00	22,313.00
PARAPROFESSIONALS	OUTREACH WORKER-1031	VELEZ, JORGE	28,370.00	28,370.00

*This Staff Roster is reflective of staff who were working in the District for the 2018-2019 school year.

Staff Roster

Class Name	Job Title	Name	Current Salary	2019-2020 Salary
PARAPROFESSIONALS	OUTREACH WORKER-7316	ANDRADE, LISSETTE	28,370.00	28,370.00
PARAPROFESSIONALS	OUTREACH WORKER-7316	FONSECA, MARIA	28,370.00	28,370.00
PARAPROFESSIONALS	OUTREACH WORKER-7316	HERBERT, ERIN	28,370.00	28,370.00
PARAPROFESSIONALS	OUTREACH WORKER-7316	LUNA, JENNIFER	28,370.00	28,370.00
PARAPROFESSIONALS	OUTREACH WORKER-7316	NEGRON, ASHLEY	28,370.00	28,370.00
PARAPROFESSIONALS	OUTREACH WORKER-7316	PEROZO, ALBALIS	28,370.00	28,370.00
PARAPROFESSIONALS	OUTREACH WORKER-7316	TUCKER, LINDA	34,098.00	34,098.00
PARAPROFESSIONALS	OUTREACH WORKER-7316	TURNER, CORESIA	28,370.00	28,370.00
PARAPROFESSIONALS	OUTREACH WORKER-7316	WILLIAMS, HYCLIS	28,370.00	28,370.00
PARAPROFESSIONALS	PARENT LIAISON WORKER-7317	ACUNA-TORRES, CARMEN	33,798.00	33,798.00
PARAPROFESSIONALS	PARENT LIAISON WORKER-7317	DAVIS, LORAINIE	33,798.00	33,798.00
PARAPROFESSIONALS	PARENT LIAISON WORKER-7317	FARROW, NATALIE	33,798.00	33,798.00
PARAPROFESSIONALS	PARENT LIAISON WORKER-7317	GRIGAS, JESSICA	33,798.00	33,798.00
PARAPROFESSIONALS	PARENT LIAISON WORKER-7317	HOLMES, LANITA	33,798.00	33,798.00
PARAPROFESSIONALS	PARENT LIAISON WORKER-7317	JONES, KATRINA	33,798.00	33,798.00
PARAPROFESSIONALS	PARENT LIAISON WORKER-7317	KNOX, RAMONA	33,798.00	33,798.00
PARAPROFESSIONALS	PARENT LIAISON WORKER-7317	LEE, PARRIS	33,798.00	33,798.00
PARAPROFESSIONALS	PARENT LIAISON WORKER-7317	MCDONNELL, NORA	33,798.00	33,798.00
PARAPROFESSIONALS	PARENT LIAISON WORKER-7317	OSORIO, CHRYSTINE	33,798.00	33,798.00
PARAPROFESSIONALS	PARENT LIAISON WORKER-7317	RAWLINGS, JENNIFER	33,798.00	33,798.00
PARAPROFESSIONALS	PARENT LIAISON WORKER-7317	REDDING, MELISSA	33,798.00	33,798.00
PARAPROFESSIONALS	PARENT LIAISON WORKER-7317	SANTIAGO, ARELIS	33,798.00	33,798.00
PARAPROFESSIONALS	PARENT LIAISON WORKER-7317	SMITH, VERNETTA	33,798.00	33,798.00
PARAPROFESSIONALS	PARENT LIAISON WORKER-7317	TORRES, VICKY	33,798.00	33,798.00
PARAPROFESSIONALS	PARENT LIAISON WORKER-7317	WICKS, REGINA	33,798.00	33,798.00
PARAPROFESSIONALS	STUDENT RETENTION SPEC. 10 MOS-7359	BAEZ, EDWIN	35,299.00	35,299.00
PARAPROFESSIONALS	STUDENT RETENTION SPEC. 10 MOS-7359	BROWN, DARRELL	34,098.00	34,098.00
PARAPROFESSIONALS	STUDENT RETENTION SPEC. 10 MOS-7359	FLETCHER, MICHAEL	34,098.00	34,098.00
PARAPROFESSIONALS	STUDENT RETENTION SPEC. 10 MOS-7359	FOSTER, SHARONICA	35,299.00	35,299.00
PARAPROFESSIONALS	STUDENT RETENTION SPEC. 10 MOS-7359	GADSDEN, TARENA	37,062.00	37,062.00
PARAPROFESSIONALS	STUDENT RETENTION SPEC. 10 MOS-7359	GAMBARDELLA, ELIZABETH	35,299.00	35,299.00
PARAPROFESSIONALS	STUDENT RETENTION SPEC. 10 MOS-7359	GREEN, ERIC	34,098.00	34,098.00
PARAPROFESSIONALS	STUDENT RETENTION SPEC. 10 MOS-7359	HAMILTON, VINSTON	35,299.00	35,299.00
PARAPROFESSIONALS	STUDENT RETENTION SPEC. 10 MOS-7359	LYTLE, REGINALD	33,072.00	33,072.00
PARAPROFESSIONALS	STUDENT RETENTION SPEC. 10 MOS-7359	MCCLEAVE, GERALD	35,299.00	35,299.00
PARAPROFESSIONALS	STUDENT RETENTION SPEC. 10 MOS-7359	ROBINSON, NATALIE	35,299.00	35,299.00
PARAPROFESSIONALS	STUDENT RETENTION SPEC. 10 MOS-7359	STANLEY, ANTHONY	33,072.00	33,072.00
PARAPROFESSIONALS	STUDENT RETENTION SPEC. 10 MOS-7359	TWITTY, MICHAEL	34,098.00	34,098.00
PARAPROFESSIONALS	TEACHER-BILINGUAL GRADE 2-7020	QUIXTIANO, VERONICA	22,313.00	22,313.00
SECURITY	EVENING SECURITY WORKER I-5738	SANTIAGO, DOMINGO	47,936.00	49,134.00
SECURITY	SCHOOL SECURITY OFFICER 10 MOS-7325	ANASTASIO, ANDREW	33,914.00	41,715.00
SECURITY	SCHOOL SECURITY OFFICER 10 MOS-7325	BAGLEY, SONNY	33,914.00	41,715.00
SECURITY	SCHOOL SECURITY OFFICER 10 MOS-7325	BARNES, DARRELL	33,914.00	41,715.00
SECURITY	SCHOOL SECURITY OFFICER 10 MOS-7325	BEAN, SHARON	33,914.00	41,715.00
SECURITY	SCHOOL SECURITY OFFICER 10 MOS-7325	BELL, TAMAR	33,914.00	41,715.00
SECURITY	SCHOOL SECURITY OFFICER 10 MOS-7325	BETHEA, SONYA	33,914.00	41,715.00
SECURITY	SCHOOL SECURITY OFFICER 10 MOS-7325	BORDEAUX, DION	33,914.00	41,715.00
SECURITY	SCHOOL SECURITY OFFICER 10 MOS-7325	BOYD, TAMARA	33,914.00	41,715.00
SECURITY	SCHOOL SECURITY OFFICER 10 MOS-7325	BRUMELL, DARLENE	33,914.00	41,715.00
SECURITY	SCHOOL SECURITY OFFICER 10 MOS-7325	COLON, CARLOS	33,914.00	41,715.00
SECURITY	SCHOOL SECURITY OFFICER 10 MOS-7325	COLON, MARIA	33,914.00	41,715.00
SECURITY	SCHOOL SECURITY OFFICER 10 MOS-7325	COVINGTON, WILLIE	33,914.00	41,715.00
SECURITY	SCHOOL SECURITY OFFICER 10 MOS-7325	DAWSON, LARWENCE	33,914.00	41,715.00
SECURITY	SCHOOL SECURITY OFFICER 10 MOS-7325	DAWSON, RICK	33,914.00	41,715.00
SECURITY	SCHOOL SECURITY OFFICER 10 MOS-7325	DELUCA, DEBRA	33,914.00	41,715.00
SECURITY	SCHOOL SECURITY OFFICER 10 MOS-7325	DINATALE, BRIAN	33,914.00	41,715.00
SECURITY	SCHOOL SECURITY OFFICER 10 MOS-7325	DIXON, JULIUS	33,914.00	41,715.00
SECURITY	SCHOOL SECURITY OFFICER 10 MOS-7325	DRIFFIN, CHARISE	33,914.00	41,715.00
SECURITY	SCHOOL SECURITY OFFICER 10 MOS-7325	EDWARDS, DAWN	33,914.00	41,715.00
SECURITY	SCHOOL SECURITY OFFICER 10 MOS-7325	FRANCHI, JOSEPH	33,914.00	41,715.00

*This Staff Roster is reflective of staff who were working in the District for the 2018-2019 school year.

Staff Roster

Class Name	Job Title	Name	Current Salary	2019-2020 Salary
SECURITY	SCHOOL SECURITY OFFICER 10 MOS-7325	FRAZIER, RONALD	33,914.00	41,715.00
SECURITY	SCHOOL SECURITY OFFICER 10 MOS-7325	GAMBRELL, THERESA	33,914.00	41,715.00
SECURITY	SCHOOL SECURITY OFFICER 10 MOS-7325	GIBBS, WALTER	33,914.00	41,715.00
SECURITY	SCHOOL SECURITY OFFICER 10 MOS-7325	GONZALEZ, RUBEN	33,914.00	41,715.00
SECURITY	SCHOOL SECURITY OFFICER 10 MOS-7325	HEARD, ALPHALLAH	33,914.00	41,715.00
SECURITY	SCHOOL SECURITY OFFICER 10 MOS-7325	HENDERSON, PAUL	33,914.00	41,715.00
SECURITY	SCHOOL SECURITY OFFICER 10 MOS-7325	HICKS, TREVOR	33,914.00	41,715.00
SECURITY	SCHOOL SECURITY OFFICER 10 MOS-7325	HOLMES, CRAIG	33,914.00	41,715.00
SECURITY	SCHOOL SECURITY OFFICER 10 MOS-7325	HOUSE, ROBERT	33,914.00	41,715.00
SECURITY	SCHOOL SECURITY OFFICER 10 MOS-7325	JIMENEZ, MAURA	33,914.00	41,715.00
SECURITY	SCHOOL SECURITY OFFICER 10 MOS-7325	JOHNSON, GRETA	33,914.00	41,715.00
SECURITY	SCHOOL SECURITY OFFICER 10 MOS-7325	JOYNER, ANDREA	33,914.00	41,715.00
SECURITY	SCHOOL SECURITY OFFICER 10 MOS-7325	KEEL, CAROL	33,914.00	41,715.00
SECURITY	SCHOOL SECURITY OFFICER 10 MOS-7325	KELLY, LISA	33,914.00	41,715.00
SECURITY	SCHOOL SECURITY OFFICER 10 MOS-7325	KING, LYNWOOD	33,914.00	41,715.00
SECURITY	SCHOOL SECURITY OFFICER 10 MOS-7325	KYEI, STACY	33,914.00	41,715.00
SECURITY	SCHOOL SECURITY OFFICER 10 MOS-7325	LESTER-GIBSON, GLORIA	33,914.00	41,715.00
SECURITY	SCHOOL SECURITY OFFICER 10 MOS-7325	LIVINGSTON, SAMARA	33,914.00	41,715.00
SECURITY	SCHOOL SECURITY OFFICER 10 MOS-7325	LOPEZ, MODESTITO	33,914.00	41,715.00
SECURITY	SCHOOL SECURITY OFFICER 10 MOS-7325	MATURO, SCOTT	33,914.00	41,715.00
SECURITY	SCHOOL SECURITY OFFICER 10 MOS-7325	MEDINA, CARLOS	33,914.00	41,715.00
SECURITY	SCHOOL SECURITY OFFICER 10 MOS-7325	MENAFEE-HIE, TRACEY	33,914.00	41,715.00
SECURITY	SCHOOL SECURITY OFFICER 10 MOS-7325	MONCREASE, JOEL	33,914.00	41,715.00
SECURITY	SCHOOL SECURITY OFFICER 10 MOS-7325	MOORE, ROBERT	33,914.00	41,715.00
SECURITY	SCHOOL SECURITY OFFICER 10 MOS-7325	MORRISON, PAMELA	33,914.00	41,715.00
SECURITY	SCHOOL SECURITY OFFICER 10 MOS-7325	PELLOT, EVELYN	33,914.00	41,715.00
SECURITY	SCHOOL SECURITY OFFICER 10 MOS-7325	PEREZ, FRANCISCA	33,914.00	41,715.00
SECURITY	SCHOOL SECURITY OFFICER 10 MOS-7325	PITTMAN, DAVID	33,914.00	41,715.00
SECURITY	SCHOOL SECURITY OFFICER 10 MOS-7325	RAPER, JAMEL	33,914.00	41,715.00
SECURITY	SCHOOL SECURITY OFFICER 10 MOS-7325	ROBINSON, ROGER	33,914.00	41,715.00
SECURITY	SCHOOL SECURITY OFFICER 10 MOS-7325	ROBINSON, TYRA	33,914.00	41,715.00
SECURITY	SCHOOL SECURITY OFFICER 10 MOS-7325	RODRIGUEZ, ROBERT	33,914.00	41,715.00
SECURITY	SCHOOL SECURITY OFFICER 10 MOS-7325	ROSARIO, BETSY	33,914.00	41,715.00
SECURITY	SCHOOL SECURITY OFFICER 10 MOS-7325	SHEALY, LONNIE	33,914.00	41,715.00
SECURITY	SCHOOL SECURITY OFFICER 10 MOS-7325	STEWART, DETRICA	33,914.00	41,715.00
SECURITY	SCHOOL SECURITY OFFICER 10 MOS-7325	SUPOWITZ, HARRY	33,914.00	41,715.00
SECURITY	SCHOOL SECURITY OFFICER 10 MOS-7325	THIGPEN, WENDELL	33,914.00	41,715.00
SECURITY	SCHOOL SECURITY OFFICER 10 MOS-7325	TORRES, RAYNICK	33,914.00	41,715.00
SECURITY	SCHOOL SECURITY OFFICER 10 MOS-7325	TURNER, DARRELL	33,914.00	41,715.00
SECURITY	SCHOOL SECURITY OFFICER 10 MOS-7325	WALTON, KIM	33,914.00	41,715.00
SECURITY	SCHOOL SECURITY OFFICER 10 MOS-7325	WHICHARD, RAYMOND	33,914.00	41,715.00
SECURITY	SCHOOL SECURITY OFFICER 10 MOS-7325	WHITTY, MICHAEL	33,914.00	41,715.00
SECURITY	SCHOOL SECURITY OFFICER 10 MOS-7325	WILLIAMS, DONNA	33,914.00	41,715.00
SECURITY	SCHOOL SECURITY OFFICER 10 MOS-7325	WILLIAMS, DONNIE	33,914.00	41,715.00
TEACHERS	TEACHER-1 YR APPT-7064	GARA, GARY	41,656.00	87,689.00
TEACHERS	TEACHER-60% TIME-7089	CARTER, DIANNA	37,520.00	64,380.00
TEACHERS	TEACHER-ADULT EDUCATION-7015	COWES, RICHARD	65,703.00	67,876.00
TEACHERS	TEACHER-ADULT EDUCATION-7015	DESMOND, DONALD	81,738.00	84,976.00
TEACHERS	TEACHER-ADULT EDUCATION-7015	PORTER, TAHISHA	60,324.00	62,063.00
TEACHERS	TEACHER-ADULT EDUCATION-7015	VELEZ, MARTA	92,569.00	92,569.00
TEACHERS	TEACHER-ART GRADES K-8-7071	AUGUSTINE, REGINALD	89,856.00	89,856.00
TEACHERS	TEACHER-ART GRADES K-8-7071	BIMONTE, NICOLE	70,833.00	73,305.00
TEACHERS	TEACHER-ART GRADES K-8-7071	BRUNELLI, LYNN	90,606.00	90,606.00
TEACHERS	TEACHER-ART GRADES K-8-7071	CAVANAUGH, JUDITH	81,738.00	84,976.00
TEACHERS	TEACHER-ART GRADES K-8-7071	CUMMINGS, JENNIFER	70,833.00	73,305.00
TEACHERS	TEACHER-ART GRADES K-8-7071	FROBEL, MELISSA	60,119.00	61,884.00
TEACHERS	TEACHER-ART GRADES K-8-7071	GALANTE, MAURA	74,405.00	76,976.00
TEACHERS	TEACHER-ART GRADES K-8-7071	GALLAGHER, MELODY	62,866.00	65,003.00
TEACHERS	TEACHER-ART GRADES K-8-7071	HORNE, SUSAN	62,534.00	64,380.00
TEACHERS	TEACHER-ART GRADES K-8-7071	KAZIENKO, ELENA	67,938.00	70,133.00

*This Staff Roster is reflective of staff who were working in the District for the 2018-2019 school year.

Staff Roster

Class Name	Job Title	Name	Current Salary	2019-2020 Salary
TEACHERS	TEACHER-ART GRADES K-8-7071	LEONE, ANGELA	89,856.00	89,856.00
TEACHERS	TEACHER-ART GRADES K-8-7071	LOONEY, REBECCA	57,723.00	59,469.00
TEACHERS	TEACHER-ART GRADES K-8-7071	MEINSEN BOSHEA, KENDRA	78,076.00	80,838.00
TEACHERS	TEACHER-ART GRADES K-8-7071	MESSINA, JESSICA	78,076.00	80,838.00
TEACHERS	TEACHER-ART GRADES K-8-7071	O'BRIEN, JENNIFER	55,529.00	57,269.00
TEACHERS	TEACHER-ART GRADES K-8-7071	PARISI, MINDY	62,534.00	64,380.00
TEACHERS	TEACHER-ART GRADES K-8-7071	PAVANO, MICHAEL	70,594.00	72,817.00
TEACHERS	TEACHER-ART GRADES K-8-7071	RUOTOLO, CARINA	55,529.00	57,269.00
TEACHERS	TEACHER-ART GRADES K-8-7071	SANDS, MELISSA	74,405.00	76,976.00
TEACHERS	TEACHER-ART GRADES K-8-7071	SUMMERS, JEFFREY	57,723.00	59,469.00
TEACHERS	TEACHER-ART GRADES K-8-7071	SYKES, JOHN	57,919.00	59,691.00
TEACHERS	TEACHER-ART GRADES K-8-7071	VELEZIS, ELPINIKI	84,451.00	87,689.00
TEACHERS	TEACHER-ART GRADES K-8-7071	WASSER, DANIEL	78,076.00	80,838.00
TEACHERS	TEACHER-ART-7016	ANDERSON, CAROLE	67,710.00	69,894.00
TEACHERS	TEACHER-ART-7016	ARTZ, JEANNE	65,080.00	67,238.00
TEACHERS	TEACHER-ART-7016	BISAILLON SHEEHAN, ROLEEN	57,723.00	59,469.00
TEACHERS	TEACHER-ART-7016	BOUSQUET, SARAH	47,551.00	48,901.00
TEACHERS	TEACHER-ART-7016	CHERNAK, ZACHARY	51,045.00	52,656.00
TEACHERS	TEACHER-ART-7016	COLLIS, ALISON	115,819.00	119,155.00
TEACHERS	TEACHER-ART-7016	DAVIS, CLAUDINE	65,080.00	67,238.00
TEACHERS	TEACHER-ART-7016	DAVIS-RUCINSKI, LISA	92,569.00	92,569.00
TEACHERS	TEACHER-ART-7016	DURRWACHTER, TRAVIS	53,238.00	54,849.00
TEACHERS	TEACHER-ART-7016	FLAGG, JENNIFER	55,449.00	57,103.00
TEACHERS	TEACHER-ART-7016	FLYNN, STEVEN	62,534.00	64,380.00
TEACHERS	TEACHER-ART-7016	GIORDANO, TANIA MARIA	77,103.00	79,689.00
TEACHERS	TEACHER-ART-7016	GLENN-PERSON, VANESSA	81,738.00	84,976.00
TEACHERS	TEACHER-ART-7016	HAN, BONNIE	89,856.00	89,856.00
TEACHERS	TEACHER-ART-7016	KONNO LEONFFU, KATTIE	48,901.00	50,440.00
TEACHERS	TEACHER-ART-7016	LAWRENCE, PATRICK	73,517.00	76,003.00
TEACHERS	TEACHER-ART-7016	LEQUIRE, REBECCA	60,341.00	62,166.00
TEACHERS	TEACHER-ART-7016	LOPEZ, EVA	60,119.00	61,884.00
TEACHERS	TEACHER-ART-7016	LORICCO, MARGARET	45,357.00	46,708.00
TEACHERS	TEACHER-ART-7016	MATHIEU, RACHAEL	88,789.00	92,569.00
TEACHERS	TEACHER-ART-7016	MICKELSON, REBECCA	62,534.00	64,380.00
TEACHERS	TEACHER-ART-7016	PAREDES, BRIANA	46,708.00	48,246.00
TEACHERS	TEACHER-ART-7016	RAMIN, CATHLEEN	57,723.00	59,469.00
TEACHERS	TEACHER-ART-7016	RAYNOLD, SARAH	57,723.00	59,469.00
TEACHERS	TEACHER-ART-7016	SMELSER, STEPHANIE	70,833.00	73,305.00
TEACHERS	TEACHER-ART-7016	SODERBERG-DECROSTA, DANA	55,529.00	57,269.00
TEACHERS	TEACHER-ART-7016	TAYLOR, LINSEY	46,708.00	48,246.00
TEACHERS	TEACHER-ART-7016	VAIUSO, SAMARA	68,576.00	71,038.00
TEACHERS	TEACHER-ART-7016	VITALI, NICOLE	46,708.00	48,246.00
TEACHERS	TEACHER-ART-7016	WETMORE, KRISTIN	92,569.00	92,569.00
TEACHERS	TEACHER-ART-7016	WINGREEN, MICHELLE	48,846.00	50,445.00
TEACHERS	TEACHER-BILINGUAL ENGLISH 5/8-7103	BOWMAN, DOUGLAS	88,789.00	92,569.00
TEACHERS	TEACHER-BILINGUAL GRADE 1-7018	ALVAREZ, SILVIANA	89,856.00	89,856.00
TEACHERS	TEACHER-BILINGUAL GRADE 1-7018	APONTE-BAEZ, ANNA	48,901.00	50,440.00
TEACHERS	TEACHER-BILINGUAL GRADE 1-7018	BARAHONA, ROCIO	89,856.00	89,856.00
TEACHERS	TEACHER-BILINGUAL GRADE 1-7018	MAGEE, LUCRECIA	51,045.00	52,656.00
TEACHERS	TEACHER-BILINGUAL GRADE 1-7018	PALTEN, EMILY	51,040.00	52,638.00
TEACHERS	TEACHER-BILINGUAL GRADE 1-7018	VILLEGAS-FLORIN, MARIA	67,710.00	69,894.00
TEACHERS	TEACHER-BILINGUAL GRADE 1-7018	WILLIAMS, ALBA	89,856.00	89,856.00
TEACHERS	TEACHER-BILINGUAL GRADE 2-7020	BERMUDEZ, DELIXANDRA	53,238.00	54,849.00
TEACHERS	TEACHER-BILINGUAL GRADE 2-7020	CONROY, WILLIAM	74,405.00	76,976.00
TEACHERS	TEACHER-BILINGUAL GRADE 2-7020	GONZALEZ, JENNIFER	45,357.00	46,708.00
TEACHERS	TEACHER-BILINGUAL GRADE 2-7020	MARTINEZ, GISSELA	78,076.00	80,838.00
TEACHERS	TEACHER-BILINGUAL GRADE 2-7020	MUNIZ, CID	48,901.00	50,440.00
TEACHERS	TEACHER-BILINGUAL GRADE 2-7020	NUNEZ, ANTONIO	87,580.00	87,580.00
TEACHERS	TEACHER-BILINGUAL GRADE 3-7022	GOMES, PAOLA	53,256.00	54,909.00
TEACHERS	TEACHER-BILINGUAL GRADE 3-7022	LOPEZ-LEON, FERNANDO	62,534.00	64,380.00

*This Staff Roster is reflective of staff who were working in the District for the 2018-2019 school year.

Staff Roster

Class Name	Job Title	Name	Current Salary	2019-2020 Salary
TEACHERS	TEACHER-BILINGUAL GRADE 3-7022	RODRIGUEZ - LAPMAN, MELANIE	60,119.00	61,884.00
TEACHERS	TEACHER-BILINGUAL GRADE 3-7022	RODRIGUEZ THOMAS, MELANIE	57,723.00	59,469.00
TEACHERS	TEACHER-BILINGUAL GRADE 4-7024	HIDALGO, THERESA	53,238.00	54,849.00
TEACHERS	TEACHER-BILINGUAL GRADE 4-7024	IRIZARRY, GLORIA	72,138.00	74,700.00
TEACHERS	TEACHER-BILINGUAL GRADE 4-7024	JACA, AUREA	67,710.00	69,894.00
TEACHERS	TEACHER-BILINGUAL GRADE 4-7024	VILLANUEVA, HUSSEIHANN	45,357.00	46,708.00
TEACHERS	TEACHER-BILINGUAL GRADE 5-7026	COSTA-MARRERO, ELENA	57,919.00	59,691.00
TEACHERS	TEACHER-BILINGUAL GRADE 5-7026	WEINREB, DAVID	51,040.00	52,638.00
TEACHERS	TEACHER-BILINGUAL GRADE 6-7028	CUEVAS, INGRID	92,569.00	92,569.00
TEACHERS	TEACHER-BILINGUAL GRADE 6-7028	FRENCH, ALLISON	70,833.00	73,305.00
TEACHERS	TEACHER-BILINGUAL GRADE 6-7028	JOSEPH, KYANNA	47,551.00	48,901.00
TEACHERS	TEACHER-BILINGUAL GRADE 7-7029	HERNANDEZ, ORLANDO	81,738.00	84,976.00
TEACHERS	TEACHER-BILINGUAL GRADE 7-7029	MARTINEZ, JUSTINE	48,846.00	50,445.00
TEACHERS	TEACHER-BILINGUAL GRADE 7-7029	VALES, AIDA	60,341.00	62,166.00
TEACHERS	TEACHER-BILINGUAL ITINERANT-7097	RYAN, MARIA CRISTINA	81,738.00	84,976.00
TEACHERS	TEACHER-BILINGUAL K-8-7088	GONZALEZ, JACQUELINE	55,449.00	57,103.00
TEACHERS	TEACHER-BILINGUAL KINDERGARTEN-7017	ALVARADO, JOANY	67,938.00	70,133.00
TEACHERS	TEACHER-BILINGUAL KINDERGARTEN-7017	BERRIOS, OSCAIMA	48,846.00	50,445.00
TEACHERS	TEACHER-BILINGUAL KINDERGARTEN-7017	ELGERT, NANCY	84,451.00	87,689.00
TEACHERS	TEACHER-BILINGUAL KINDERGARTEN-7017	MERCADO, GLOREE MAR	45,357.00	46,708.00
TEACHERS	TEACHER-BILINGUAL KINDERGARTEN-7017	SOSA, EVELYN	47,551.00	48,901.00
TEACHERS	TEACHER-BILINGUAL SOC. STUDIES-7061	GIL DE RUBIO, JEANETTE	89,856.00	89,856.00
TEACHERS	TEACHER-BUSINESS-7032	ARRINGTON-STEELE, VALARIE	90,606.00	90,606.00
TEACHERS	TEACHER-BUSINESS-7032	BELLANTONI, JAMES	78,076.00	80,838.00
TEACHERS	TEACHER-BUSINESS-7032	BISASOR-WILLIAMS, KIMALA	65,080.00	67,238.00
TEACHERS	TEACHER-BUSINESS-7032	BRYSON, LISA	75,800.00	78,562.00
TEACHERS	TEACHER-BUSINESS-7032	COTTO, WILLIAM	55,449.00	57,103.00
TEACHERS	TEACHER-BUSINESS-7032	FREER, CRIS	65,080.00	67,238.00
TEACHERS	TEACHER-BUSINESS-7032	GONZALEZ, JOSEPH	73,517.00	76,003.00
TEACHERS	TEACHER-BUSINESS-7032	GRACY, LAURIE	73,517.00	76,003.00
TEACHERS	TEACHER-BUSINESS-7032	GREENE, MELISSA	84,451.00	87,689.00
TEACHERS	TEACHER-BUSINESS-7032	HATFIELD, ROYCE	92,569.00	92,569.00
TEACHERS	TEACHER-BUSINESS-7032	HATTON, MELISSA	65,080.00	67,238.00
TEACHERS	TEACHER-BUSINESS-7032	HEKELER, CHRISTOPHER	70,833.00	73,305.00
TEACHERS	TEACHER-BUSINESS-7032	HICKEY, DAVID	79,462.00	82,700.00
TEACHERS	TEACHER-BUSINESS-7032	KANE, SARAH	48,901.00	50,440.00
TEACHERS	TEACHER-BUSINESS-7032	KEITH, JENNIFER	70,594.00	72,817.00
TEACHERS	TEACHER-BUSINESS-7032	MACK, LANNA	55,449.00	57,103.00
TEACHERS	TEACHER-BUSINESS-7032	SCHNEIDER, PHILLIP	80,789.00	83,551.00
TEACHERS	TEACHER-BUSINESS-7032	WHITE, DONALD	74,405.00	76,976.00
TEACHERS	TEACHER-BUSINESS-7032	YANYAC, ASHLEY	80,789.00	83,551.00
TEACHERS	TEACHER-CERT. NURS.ASST.PROGRM-7121	ZAJAC, ROSALBA	57,919.00	59,691.00
TEACHERS	TEACHER-CLIMATE SPECIALIST-7055	BILLY, KIMBERLY	62,713.00	64,485.00
TEACHERS	TEACHER-CLIMATE SPECIALIST-7055	BOGART, MICHELLE	97,547.00	57,730.00
TEACHERS	TEACHER-CLIMATE SPECIALIST-7055	MACAULEY, JENIFER	73,517.00	-
TEACHERS	TEACHER-CLIMATE SPECIALIST-7055	PACELLI, STEPHANIE	60,324.00	62,063.00
TEACHERS	TEACHER-COMPUTER ED/I.T.-7084	CELESTINO, ANDRE	53,238.00	54,849.00
TEACHERS	TEACHER-COMPUTER ED/I.T.-7084	DISCENZA, LAURA	57,723.00	59,469.00
TEACHERS	TEACHER-COMPUTER ED/I.T.-7084	PAKUTKA, CHRISTINE	60,119.00	61,884.00
TEACHERS	TEACHER-COMPUTER ED/I.T.-7084	PINSKER, ROBERT	74,405.00	76,976.00
TEACHERS	TEACHER-COMPUTER ED/I.T.-7084	VOIRA, PHYLLIS	80,789.00	83,551.00
TEACHERS	TEACHER-COMPUTER ED/I.T.-7084	WELFARE, MALCOLM	48,901.00	50,440.00
TEACHERS	TEACHER-CO-TEACHER ELEMENTARY-7094	DORAZ, HEATHER	57,723.00	59,469.00
TEACHERS	TEACHER-CO-TEACHER ELEMENTARY-7094	GRECO, PETER	55,449.00	57,103.00
TEACHERS	TEACHER-CO-TEACHER ELEMENTARY-7094	MEEHAN, JOAN MARIE	60,324.00	62,063.00
TEACHERS	TEACHER-CURRICULUM STAFF DEVEL-7034	PETRICCIONE, SYLVIA	90,606.00	90,606.00
TEACHERS	TEACHER-DANCE-7102	BAUER, LINDSEY	70,833.00	73,305.00
TEACHERS	TEACHER-DANCE-7102	HANKEY, STEPHEN	65,703.00	67,876.00
TEACHERS	TEACHER-DEV. READING/9-12-7093	ACQUAVITA, JOHN	89,856.00	89,856.00
TEACHERS	TEACHER-DEV. READING/9-12-7093	O'LEARY, CARL	70,833.00	73,305.00

*This Staff Roster is reflective of staff who were working in the District for the 2018-2019 school year.

Staff Roster

Class Name	Job Title	Name	Current Salary	2019-2020 Salary
TEACHERS	TEACHER-DEV. READING/K-8-7030	BERMAN, JUDITH	83,800.00	87,580.00
TEACHERS	TEACHER-DEV. READING/K-8-7030	BROWN, TIFFANY	65,080.00	67,238.00
TEACHERS	TEACHER-DEV. READING/K-8-7030	FERRARO, CHRISTINA	70,833.00	73,305.00
TEACHERS	TEACHER-DEV. READING/K-8-7030	KENNEY, JAMES	89,856.00	89,856.00
TEACHERS	TEACHER-DEV. READING/K-8-7030	LEVY, SUSAN	92,569.00	92,569.00
TEACHERS	TEACHER-DEV. READING/K-8-7030	NELSON, TIFFANY	67,938.00	70,133.00
TEACHERS	TEACHER-DEV. READING/K-8-7030	RICCI, MICHELE	89,856.00	89,856.00
TEACHERS	TEACHER-DEV. READING/K-8-7030	ROSS, KELLY	80,789.00	83,551.00
TEACHERS	TEACHER-DEV. READING/K-8-7030	SPINELLI, DEANA	70,833.00	73,305.00
TEACHERS	TEACHER-DEV. READING/K-8-7030	STRICKER, PAMELA	86,076.00	89,856.00
TEACHERS	TEACHER-ENGINEERING-7111	BOURHROUS, HASSAN	55,449.00	57,103.00
TEACHERS	TEACHER-ENGINEERING-7111	FUTRELL, ALLEN	89,856.00	89,856.00
TEACHERS	TEACHER-ENGINEERING-7111	OPARAOCHA, DIDACUS	85,017.00	87,779.00
TEACHERS	TEACHER-ENGINEERING-7111	PANCHAL, PUSHPENDRA	53,642.00	55,240.00
TEACHERS	TEACHER-ENGINEERING-7111	PETRESCU, MICHAEL	57,723.00	59,469.00
TEACHERS	TEACHER-ENGINEERING-7111	RASETTI-PACIOS, ANA	67,938.00	70,133.00
TEACHERS	TEACHER-ENGINEERING-7111	SLADE, ANN	55,529.00	57,269.00
TEACHERS	TEACHER-ENGLISH GRADES 5/8-7065	CLARK, EDMUND	92,569.00	92,569.00
TEACHERS	TEACHER-ENGLISH GRADES 5/8-7065	EDWARDS, LORNA	89,856.00	89,856.00
TEACHERS	TEACHER-ENGLISH GRADES 5/8-7065	FORMICA, VICTORIA	51,040.00	52,638.00
TEACHERS	TEACHER-ENGLISH GRADES 5/8-7065	LAMBERTI, MEDEA	73,517.00	76,003.00
TEACHERS	TEACHER-ENGLISH GRADES 5/8-7065	NEARY, PATRICIA	57,723.00	59,469.00
TEACHERS	TEACHER-ENGLISH GRADES 5/8-7065	SHEVCHENKO, DMITRI	80,789.00	83,551.00
TEACHERS	TEACHER-ENGLISH-7036	ANDERSON, KIMBERLY	86,076.00	89,856.00
TEACHERS	TEACHER-ENGLISH-7036	BARBERO, KEVIN	74,405.00	76,976.00
TEACHERS	TEACHER-ENGLISH-7036	BELLMORE, KATELYN	57,723.00	59,469.00
TEACHERS	TEACHER-ENGLISH-7036	BRELAND, CHEVAUNNE	60,119.00	61,884.00
TEACHERS	TEACHER-ENGLISH-7036	BRENNER, AARON	89,856.00	89,856.00
TEACHERS	TEACHER-ENGLISH-7036	CARLSON, JAMES	57,723.00	59,469.00
TEACHERS	TEACHER-ENGLISH-7036	CATALANO, PATRICIA	80,789.00	83,551.00
TEACHERS	TEACHER-ENGLISH-7036	CENABRE, MARCO	53,256.00	54,909.00
TEACHERS	TEACHER-ENGLISH-7036	CHESTER, LISA	57,723.00	59,469.00
TEACHERS	TEACHER-ENGLISH-7036	CIANCIULLI, LAUREN	62,534.00	64,380.00
TEACHERS	TEACHER-ENGLISH-7036	CONNOLLY, TARA	88,789.00	92,569.00
TEACHERS	TEACHER-ENGLISH-7036	COTLIER-CASELL, MOIRA	65,080.00	67,238.00
TEACHERS	TEACHER-ENGLISH-7036	CUMINALE, RICHARD	60,341.00	62,166.00
TEACHERS	TEACHER-ENGLISH-7036	DADIO, KATHRYN	62,866.00	65,003.00
TEACHERS	TEACHER-ENGLISH-7036	DAILEY, MELISSA	86,076.00	89,856.00
TEACHERS	TEACHER-ENGLISH-7036	DALEY, JOSEPH	57,723.00	59,469.00
TEACHERS	TEACHER-ENGLISH-7036	DANIELS, LAURA	62,534.00	64,380.00
TEACHERS	TEACHER-ENGLISH-7036	DIMA, MIHAELA	60,119.00	61,884.00
TEACHERS	TEACHER-ENGLISH-7036	DONAHUE, JOHN	89,856.00	89,856.00
TEACHERS	TEACHER-ENGLISH-7036	EDGEETT, SIMON	70,833.00	73,305.00
TEACHERS	TEACHER-ENGLISH-7036	ELLWANGER, SUSAN	89,856.00	89,856.00
TEACHERS	TEACHER-ENGLISH-7036	ENG, TIMOTHY	67,938.00	70,133.00
TEACHERS	TEACHER-ENGLISH-7036	ENGLART, MINDI	70,833.00	73,305.00
TEACHERS	TEACHER-ENGLISH-7036	ESCARFULLERY, NICOLE	57,723.00	59,469.00
TEACHERS	TEACHER-ENGLISH-7036	FEE, ROBERT	57,723.00	59,469.00
TEACHERS	TEACHER-ENGLISH-7036	FIGUEROA, DANIELA	70,833.00	73,305.00
TEACHERS	TEACHER-ENGLISH-7036	GARDNER, NICOLA	74,405.00	76,976.00
TEACHERS	TEACHER-ENGLISH-7036	GIZA, JOHN	60,324.00	62,063.00
TEACHERS	TEACHER-ENGLISH-7036	GRANDFIELD SCHIMANSKI, KRISTEN	86,076.00	89,856.00
TEACHERS	TEACHER-ENGLISH-7036	HANDY, AIDAN	55,449.00	57,103.00
TEACHERS	TEACHER-ENGLISH-7036	HANOVER, RYAN	89,856.00	89,856.00
TEACHERS	TEACHER-ENGLISH-7036	HARTZELL, ESTHER	46,708.00	48,246.00
TEACHERS	TEACHER-ENGLISH-7036	JOHNSTON, ELIZABETH	70,833.00	73,305.00
TEACHERS	TEACHER-ENGLISH-7036	JONES, COLLEEN	48,901.00	50,440.00
TEACHERS	TEACHER-ENGLISH-7036	KAMINSKI, AMY	70,833.00	73,305.00
TEACHERS	TEACHER-ENGLISH-7036	KANE, TIMOTHY	53,256.00	54,909.00
TEACHERS	TEACHER-ENGLISH-7036	KATZ, JUDITH	70,833.00	73,305.00

*This Staff Roster is reflective of staff who were working in the District for the 2018-2019 school year.

Staff Roster

Class Name	Job Title	Name	Current Salary	2019-2020 Salary
TEACHERS	TEACHER-ENGLISH-7036	KOONZE, MEGAN	77,103.00	79,689.00
TEACHERS	TEACHER-ENGLISH-7036	LA PAN, DANIELLE	67,938.00	70,133.00
TEACHERS	TEACHER-ENGLISH-7036	LOPEZ, RAQUEL	57,723.00	59,469.00
TEACHERS	TEACHER-ENGLISH-7036	LOUREIRO, CHRISTOPHER	57,723.00	59,469.00
TEACHERS	TEACHER-ENGLISH-7036	MADDEN, KRISTIN	57,723.00	59,469.00
TEACHERS	TEACHER-ENGLISH-7036	MARCHESE, ROBERT	92,569.00	92,569.00
TEACHERS	TEACHER-ENGLISH-7036	MEYER, ARON	53,642.00	55,240.00
TEACHERS	TEACHER-ENGLISH-7036	MITCHELL, RAVEN	57,919.00	59,691.00
TEACHERS	TEACHER-ENGLISH-7036	MONAHAN, MATTHEW	70,833.00	73,305.00
TEACHERS	TEACHER-ENGLISH-7036	MURPHY, ROSE	53,238.00	54,849.00
TEACHERS	TEACHER-ENGLISH-7036	NELKEN, BENJAMIN	74,405.00	76,976.00
TEACHERS	TEACHER-ENGLISH-7036	O'LYNNGER, WILLIAM	81,738.00	84,976.00
TEACHERS	TEACHER-ENGLISH-7036	PACELLI, ANNE	81,738.00	84,976.00
TEACHERS	TEACHER-ENGLISH-7036	PALITZ NELKEN, AKIMI	57,723.00	59,469.00
TEACHERS	TEACHER-ENGLISH-7036	PALMIERI, DANIELLE	48,846.00	50,445.00
TEACHERS	TEACHER-ENGLISH-7036	PALMIERI, KRISTIN	68,576.00	71,038.00
TEACHERS	TEACHER-ENGLISH-7036	PHILLIPS, THERESA	47,551.00	48,901.00
TEACHERS	TEACHER-ENGLISH-7036	PICKETT, CHARLES	62,534.00	64,380.00
TEACHERS	TEACHER-ENGLISH-7036	PUGLISI, BARBARA	89,856.00	89,856.00
TEACHERS	TEACHER-ENGLISH-7036	ROBERGE, ELISIA	48,846.00	50,445.00
TEACHERS	TEACHER-ENGLISH-7036	ROBINSON, KAREN	73,517.00	76,003.00
TEACHERS	TEACHER-ENGLISH-7036	SACCO, ANTHONY	70,833.00	73,305.00
TEACHERS	TEACHER-ENGLISH-7036	SANTIAGO, REINALDO	86,076.00	89,856.00
TEACHERS	TEACHER-ENGLISH-7036	SAPIENZA, MARIALUISA	89,856.00	89,856.00
TEACHERS	TEACHER-ENGLISH-7036	SARJA, JENNIFER	65,080.00	67,238.00
TEACHERS	TEACHER-ENGLISH-7036	SASSO, BARBARA	86,076.00	89,856.00
TEACHERS	TEACHER-ENGLISH-7036	SCHWARTZ, ROBERT	57,723.00	59,469.00
TEACHERS	TEACHER-ENGLISH-7036	SLUSKY, WILLIAM	70,833.00	73,305.00
TEACHERS	TEACHER-ENGLISH-7036	SMITH, CARRIE	81,738.00	84,976.00
TEACHERS	TEACHER-ENGLISH-7036	SOARES, JAIME	55,529.00	57,269.00
TEACHERS	TEACHER-ENGLISH-7036	SOLLI, MARCANTHONY	92,569.00	92,569.00
TEACHERS	TEACHER-ENGLISH-7036	STAYSNIAK, STEPHEN	62,534.00	64,380.00
TEACHERS	TEACHER-ENGLISH-7036	SULLIVAN, JOHN	89,856.00	89,856.00
TEACHERS	TEACHER-ENGLISH-7036	THORNE, CAMEO	89,856.00	89,856.00
TEACHERS	TEACHER-ENGLISH-7036	TIEDEMANN DECAPRIO, KATIE	65,080.00	67,238.00
TEACHERS	TEACHER-ENGLISH-7036	VITTORIO, ALISHA	48,901.00	50,440.00
TEACHERS	TEACHER-ENGLISH-7036	VOLLONO, VALERIE	57,723.00	59,469.00
TEACHERS	TEACHER-ENGLISH-7036	WAJNOWSKI, DANIEL	60,324.00	62,063.00
TEACHERS	TEACHER-ENGLISH-7036	WARD, LESZEK	62,534.00	64,380.00
TEACHERS	TEACHER-ENGLISH-7036	WHEATON, MICHAEL	65,703.00	67,876.00
TEACHERS	TEACHER-ENGLISH-7036	WICKAM, MICHELE	89,856.00	89,856.00
TEACHERS	TEACHER-ENGLISH-7036	WILLIAMSON, JULIANNA	53,238.00	54,849.00
TEACHERS	TEACHER-ENGLISH-7036	YEAGER, RHONDA	75,800.00	78,562.00
TEACHERS	TEACHER-ENGLISH-7036	ZELENSKI, JESSICA	70,833.00	73,305.00
TEACHERS	TEACHER-FOREIGN LANGUAGE K-8-7074	ANDERSON, TRUDY	92,569.00	92,569.00
TEACHERS	TEACHER-FOREIGN LANGUAGE K-8-7074	BERMUDEZ, PEDRO	53,256.00	54,909.00
TEACHERS	TEACHER-FOREIGN LANGUAGE K-8-7074	BERTHELOT, AUDREY	81,738.00	84,976.00
TEACHERS	TEACHER-FOREIGN LANGUAGE K-8-7074	COMBS, MARTHA	89,856.00	90,606.00
TEACHERS	TEACHER-FOREIGN LANGUAGE K-8-7074	DENOYA, LILIANA	89,856.00	89,856.00
TEACHERS	TEACHER-FOREIGN LANGUAGE K-8-7074	DEYOUNGE, ADESINA	68,576.00	71,038.00
TEACHERS	TEACHER-FOREIGN LANGUAGE K-8-7074	GONZALEZ, MARILYN	87,580.00	87,580.00
TEACHERS	TEACHER-FOREIGN LANGUAGE K-8-7074	GONZALEZ, SHIRLEY	51,040.00	52,638.00
TEACHERS	TEACHER-FOREIGN LANGUAGE K-8-7074	KARANXHA, VALBONA	77,704.00	80,211.00
TEACHERS	TEACHER-FOREIGN LANGUAGE K-8-7074	LETOURNEAU-BURBANK, ALISON	62,534.00	64,380.00
TEACHERS	TEACHER-FOREIGN LANGUAGE K-8-7074	LOPEZ, JOANNA	55,529.00	57,269.00
TEACHERS	TEACHER-FOREIGN LANGUAGE K-8-7074	LOPEZ, MARIA	70,833.00	73,305.00
TEACHERS	TEACHER-FOREIGN LANGUAGE K-8-7074	RAIS, LAURA	65,080.00	67,238.00
TEACHERS	TEACHER-FOREIGN LANGUAGE K-8-7074	RIVERA, KAREN	60,341.00	62,166.00
TEACHERS	TEACHER-FOREIGN LANGUAGE K-8-7074	SANTIAGO, GUADALUPE	62,534.00	64,380.00
TEACHERS	TEACHER-FOREIGN LANGUAGE K-8-7074	SCHRYNEMAKERS, ANA MARIA	60,119.00	61,884.00

*This Staff Roster is reflective of staff who were working in the District for the 2018-2019 school year.

Staff Roster

Class Name	Job Title	Name	Current Salary	2019-2020 Salary
TEACHERS	TEACHER-FOREIGN LANGUAGE K-8-7074	ZENAIT, ABIR	57,723.00	59,469.00
TEACHERS	TEACHER-FOREIGN LANGUAGE-7038	ABRAHEM, HABIBA	45,357.00	46,708.00
TEACHERS	TEACHER-FOREIGN LANGUAGE-7038	ALEXIS, REGINALD	60,324.00	62,063.00
TEACHERS	TEACHER-FOREIGN LANGUAGE-7038	BANACK, LUKE	78,076.00	80,838.00
TEACHERS	TEACHER-FOREIGN LANGUAGE-7038	BARZANA SANTIAGO, ANGEL	70,833.00	73,305.00
TEACHERS	TEACHER-FOREIGN LANGUAGE-7038	BLANK, LORI	89,856.00	89,856.00
TEACHERS	TEACHER-FOREIGN LANGUAGE-7038	BOEMMELS, JAMES	60,341.00	62,166.00
TEACHERS	TEACHER-FOREIGN LANGUAGE-7038	BORIA, JANARLEEN	60,341.00	62,166.00
TEACHERS	TEACHER-FOREIGN LANGUAGE-7038	BOUHOUCHE, EL MAHFOUD	55,449.00	57,103.00
TEACHERS	TEACHER-FOREIGN LANGUAGE-7038	CARDALLIAGUET, MARIA	74,405.00	76,976.00
TEACHERS	TEACHER-FOREIGN LANGUAGE-7038	CASTELLANOS, DANIELA	53,238.00	54,849.00
TEACHERS	TEACHER-FOREIGN LANGUAGE-7038	CHEN, ZHANYUN	55,449.00	57,103.00
TEACHERS	TEACHER-FOREIGN LANGUAGE-7038	CHENG, HONG	55,449.00	57,103.00
TEACHERS	TEACHER-FOREIGN LANGUAGE-7038	COLON, MAGDA	67,938.00	70,133.00
TEACHERS	TEACHER-FOREIGN LANGUAGE-7038	CONROY, MARIA	73,517.00	76,003.00
TEACHERS	TEACHER-FOREIGN LANGUAGE-7038	CORTES, CLARA	92,569.00	92,569.00
TEACHERS	TEACHER-FOREIGN LANGUAGE-7038	DIAZFAESZUNIGA, TERESA	48,901.00	50,440.00
TEACHERS	TEACHER-FOREIGN LANGUAGE-7038	DORLEANS, PHARA	62,534.00	64,380.00
TEACHERS	TEACHER-FOREIGN LANGUAGE-7038	DRYMILLER, JOHN	74,405.00	76,976.00
TEACHERS	TEACHER-FOREIGN LANGUAGE-7038	EL HAMRAOUI, KARIMA	57,723.00	59,469.00
TEACHERS	TEACHER-FOREIGN LANGUAGE-7038	ELKAMAH, HANAN	45,357.00	-
TEACHERS	TEACHER-FOREIGN LANGUAGE-7038	ELYAHYAUI, ZAHRA	46,708.00	48,246.00
TEACHERS	TEACHER-FOREIGN LANGUAGE-7038	ESPOSITO, VANDELINA	89,856.00	89,856.00
TEACHERS	TEACHER-FOREIGN LANGUAGE-7038	FARFONE, MELISSA	51,045.00	52,656.00
TEACHERS	TEACHER-FOREIGN LANGUAGE-7038	GOMEZ, ANTHONY	53,256.00	54,909.00
TEACHERS	TEACHER-FOREIGN LANGUAGE-7038	GRIFFIN, CHIA-LIEN	57,919.00	59,691.00
TEACHERS	TEACHER-FOREIGN LANGUAGE-7038	HILYARD, VIRGINIA	92,569.00	92,569.00
TEACHERS	TEACHER-FOREIGN LANGUAGE-7038	IMPROTA, ALFONSINA	55,529.00	57,269.00
TEACHERS	TEACHER-FOREIGN LANGUAGE-7038	KOEHLER, RAYMOND	89,856.00	89,856.00
TEACHERS	TEACHER-FOREIGN LANGUAGE-7038	LOPEZ, CARLOS	92,569.00	92,569.00
TEACHERS	TEACHER-FOREIGN LANGUAGE-7038	MARQUEZ, SAMUEL	68,576.00	71,038.00
TEACHERS	TEACHER-FOREIGN LANGUAGE-7038	MARSHALL, HANNA	51,040.00	52,638.00
TEACHERS	TEACHER-FOREIGN LANGUAGE-7038	MERCADO, ODALIS	45,357.00	46,708.00
TEACHERS	TEACHER-FOREIGN LANGUAGE-7038	MORRISROE CAPO, LAURA	53,256.00	54,909.00
TEACHERS	TEACHER-FOREIGN LANGUAGE-7038	MUNSON, MARIA	60,119.00	61,884.00
TEACHERS	TEACHER-FOREIGN LANGUAGE-7038	NEGRON, HECTOR	68,576.00	71,038.00
TEACHERS	TEACHER-FOREIGN LANGUAGE-7038	NOUCHKIOUI, FATIMA	89,856.00	89,856.00
TEACHERS	TEACHER-FOREIGN LANGUAGE-7038	ORTEGA, LILIANA	62,713.00	64,485.00
TEACHERS	TEACHER-FOREIGN LANGUAGE-7038	PEREZ, FRANCISCO	45,357.00	46,708.00
TEACHERS	TEACHER-FOREIGN LANGUAGE-7038	PEREZ-ESTRADA, MARY	51,040.00	52,638.00
TEACHERS	TEACHER-FOREIGN LANGUAGE-7038	PLOSS, CARL	62,534.00	64,380.00
TEACHERS	TEACHER-FOREIGN LANGUAGE-7038	RICKES, ELLEN	46,708.00	48,246.00
TEACHERS	TEACHER-FOREIGN LANGUAGE-7038	RIVERA, LUIS	81,738.00	84,976.00
TEACHERS	TEACHER-FOREIGN LANGUAGE-7038	RIVERA, MARLIN	65,703.00	67,876.00
TEACHERS	TEACHER-FOREIGN LANGUAGE-7038	RODRIGUEZ, ORLANDO	51,045.00	52,656.00
TEACHERS	TEACHER-FOREIGN LANGUAGE-7038	RODRIGUEZ-HADELMAN, VICTORIA	89,856.00	89,856.00
TEACHERS	TEACHER-FOREIGN LANGUAGE-7038	SALAMI, ABDOULAYE	81,311.00	83,917.00
TEACHERS	TEACHER-FOREIGN LANGUAGE-7038	SANCHEZ YARRINGTON, ALLISON	48,846.00	50,445.00
TEACHERS	TEACHER-FOREIGN LANGUAGE-7038	SCOTT, DERESA	81,738.00	84,976.00
TEACHERS	TEACHER-FOREIGN LANGUAGE-7038	SOLANO, CRYSTAL	57,723.00	59,469.00
TEACHERS	TEACHER-FOREIGN LANGUAGE-7038	STRAUCH, DERK-MICHEL	78,076.00	80,838.00
TEACHERS	TEACHER-FOREIGN LANGUAGE-7038	TAPIA, YOVANA ISABEL	48,901.00	50,440.00
TEACHERS	TEACHER-FOREIGN LANGUAGE-7038	TARACENA, LIZA	88,789.00	92,569.00
TEACHERS	TEACHER-FOREIGN LANGUAGE-7038	WRAY, XIOMARA	70,594.00	72,817.00
TEACHERS	TEACHER-FOREIGN LANGUAGE-7038	YANG, RUWEN	62,866.00	65,003.00
TEACHERS	TEACHER-FOREIGN LANGUAGE-7038	YAO, WEIMEI	57,723.00	59,469.00
TEACHERS	TEACHER-FOREIGN LANGUAGE-7038	YEPEZ, MARIO	70,833.00	73,305.00
TEACHERS	TEACHER-FOREIGN LANGUAGE-7038	ZEROIL, NASSIRA	55,449.00	57,103.00
TEACHERS	TEACHER-GRADE 1-7001	ACOSTA, MELISSA	57,723.00	59,469.00
TEACHERS	TEACHER-GRADE 1-7001	ACQUARULO, STEFANIE	51,040.00	52,638.00

*This Staff Roster is reflective of staff who were working in the District for the 2018-2019 school year.

Staff Roster

Class Name	Job Title	Name	Current Salary	2019-2020 Salary
TEACHERS	TEACHER-GRADE 1-7001	AVERNA, BARBARA	70,833.00	73,305.00
TEACHERS	TEACHER-GRADE 1-7001	BANAS, LAURA	65,080.00	67,238.00
TEACHERS	TEACHER-GRADE 1-7001	CANALORI, MINDY	57,723.00	59,469.00
TEACHERS	TEACHER-GRADE 1-7001	CAPPIELLO, MIRISSA	62,534.00	64,380.00
TEACHERS	TEACHER-GRADE 1-7001	CARR, ROSALIE	86,076.00	89,856.00
TEACHERS	TEACHER-GRADE 1-7001	CELESTINO, TAYLOR	51,045.00	52,656.00
TEACHERS	TEACHER-GRADE 1-7001	CICARELLI, FRANCESCA	53,238.00	54,849.00
TEACHERS	TEACHER-GRADE 1-7001	COLLETT, CHRISTINA	53,238.00	54,849.00
TEACHERS	TEACHER-GRADE 1-7001	CRIVELLONE, KRISTINA	46,708.00	48,246.00
TEACHERS	TEACHER-GRADE 1-7001	DENUZZO, DINEEN	89,856.00	89,856.00
TEACHERS	TEACHER-GRADE 1-7001	EVOLA, JULIA	46,708.00	48,246.00
TEACHERS	TEACHER-GRADE 1-7001	FEDORKO, CYNTHIA	48,901.00	50,440.00
TEACHERS	TEACHER-GRADE 1-7001	FERNANDEZ, ANDREA	74,405.00	76,976.00
TEACHERS	TEACHER-GRADE 1-7001	FROST, JANITA	60,119.00	61,884.00
TEACHERS	TEACHER-GRADE 1-7001	GARCEAU, CARRIE	74,405.00	76,976.00
TEACHERS	TEACHER-GRADE 1-7001	GEHR, LYNN	81,738.00	84,976.00
TEACHERS	TEACHER-GRADE 1-7001	GEIST, LYNN	62,534.00	64,380.00
TEACHERS	TEACHER-GRADE 1-7001	GORHAM KELLEY, CAMILLE	70,833.00	73,305.00
TEACHERS	TEACHER-GRADE 1-7001	GRANT, SARAH	48,901.00	50,440.00
TEACHERS	TEACHER-GRADE 1-7001	GRIFFIN, JAMIE	48,846.00	50,445.00
TEACHERS	TEACHER-GRADE 1-7001	HEALY, MARY	57,723.00	59,469.00
TEACHERS	TEACHER-GRADE 1-7001	HEBERT, KRISTEN	70,833.00	73,305.00
TEACHERS	TEACHER-GRADE 1-7001	HELAK, DANA	53,238.00	54,849.00
TEACHERS	TEACHER-GRADE 1-7001	HOSEN, JANE	55,529.00	57,269.00
TEACHERS	TEACHER-GRADE 1-7001	HUOT, DIANE	89,856.00	89,856.00
TEACHERS	TEACHER-GRADE 1-7001	KATUZNEY, ABBEY	62,534.00	64,380.00
TEACHERS	TEACHER-GRADE 1-7001	KELLY, CHEYANN	48,901.00	50,440.00
TEACHERS	TEACHER-GRADE 1-7001	LANDINO-MASTRIANNI, MARY	57,723.00	59,469.00
TEACHERS	TEACHER-GRADE 1-7001	LAUGHLIN, SUSAN	89,856.00	89,856.00
TEACHERS	TEACHER-GRADE 1-7001	LUZZI, CHERYL	55,449.00	57,103.00
TEACHERS	TEACHER-GRADE 1-7001	MARTINS, ANNALISA	55,529.00	57,269.00
TEACHERS	TEACHER-GRADE 1-7001	MILNE, AMANDA	57,723.00	59,469.00
TEACHERS	TEACHER-GRADE 1-7001	MORA, KINARYS	46,708.00	48,246.00
TEACHERS	TEACHER-GRADE 1-7001	MORRISSEY, DANIELLE	57,723.00	59,469.00
TEACHERS	TEACHER-GRADE 1-7001	NOMANI, TAHIRA	48,901.00	50,440.00
TEACHERS	TEACHER-GRADE 1-7001	OLIVERIO, JENNIFER	55,529.00	57,269.00
TEACHERS	TEACHER-GRADE 1-7001	PARKER, KIMBERLY	67,938.00	70,133.00
TEACHERS	TEACHER-GRADE 1-7001	PEREIRA, LISA-MARIE	73,517.00	76,003.00
TEACHERS	TEACHER-GRADE 1-7001	PEREIRA, MELISSA	70,833.00	73,305.00
TEACHERS	TEACHER-GRADE 1-7001	PHELPS, MICHELLE	55,449.00	57,103.00
TEACHERS	TEACHER-GRADE 1-7001	PIRES, DEBBIE	60,119.00	61,884.00
TEACHERS	TEACHER-GRADE 1-7001	PRISCO, STEPHANIE	60,119.00	61,884.00
TEACHERS	TEACHER-GRADE 1-7001	PUGLIA, STACEY	55,449.00	57,103.00
TEACHERS	TEACHER-GRADE 1-7001	RANSELL, RACHEL	74,405.00	76,976.00
TEACHERS	TEACHER-GRADE 1-7001	REYES-COUVERTIER, CARLOS	70,833.00	73,305.00
TEACHERS	TEACHER-GRADE 1-7001	REYNOLDS, RYAN	89,856.00	89,856.00
TEACHERS	TEACHER-GRADE 1-7001	REYNOLDS, SAMANTHA	48,901.00	50,440.00
TEACHERS	TEACHER-GRADE 1-7001	RUSSO, AUTUMN MARIE	70,833.00	73,305.00
TEACHERS	TEACHER-GRADE 1-7001	SKLANKA, DINA	55,449.00	57,103.00
TEACHERS	TEACHER-GRADE 1-7001	STEVENS, SHANNON	74,405.00	76,976.00
TEACHERS	TEACHER-GRADE 1-7001	STOPKA, LISA	60,119.00	61,884.00
TEACHERS	TEACHER-GRADE 1-7001	TABER, MINDY	89,856.00	89,856.00
TEACHERS	TEACHER-GRADE 1-7001	TORTORA, LAURA	57,723.00	59,469.00
TEACHERS	TEACHER-GRADE 1-7001	WALDEN, DARLENE	60,119.00	61,884.00
TEACHERS	TEACHER-GRADE 1-7001	WALKER, TINA	48,901.00	50,440.00
TEACHERS	TEACHER-GRADE 1-7001	WESTERMEYER, SARAH	65,080.00	67,238.00
TEACHERS	TEACHER-GRADE 1-7001	ZAYAS, RACHAEL	57,723.00	59,469.00
TEACHERS	TEACHER-GRADE 2-3-7004	FORTUNA, JOHN	47,551.00	48,901.00
TEACHERS	TEACHER-GRADE 2-3-7004	KIVELL, AMANDA	60,119.00	61,884.00
TEACHERS	TEACHER-GRADE 2-3-7004	PHILLIPS, CAITLIN	51,040.00	52,638.00

*This Staff Roster is reflective of staff who were working in the District for the 2018-2019 school year.

Staff Roster

Class Name	Job Title	Name	Current Salary	2019-2020 Salary
TEACHERS	TEACHER-GRADE 2-3-7004	SAVINO, MARY	53,238.00	54,849.00
TEACHERS	TEACHER-GRADE 2-3-7004	TONDALO, VANESSA	60,119.00	61,884.00
TEACHERS	TEACHER-GRADE 2-7003	ABBOTT, MONICA	73,517.00	76,003.00
TEACHERS	TEACHER-GRADE 2-7003	ALARCON, AMABEL	62,534.00	64,380.00
TEACHERS	TEACHER-GRADE 2-7003	AMATO PREKULAJ, CHRISTINA	67,938.00	70,133.00
TEACHERS	TEACHER-GRADE 2-7003	AMBROSEO, LINDSEY	70,833.00	73,305.00
TEACHERS	TEACHER-GRADE 2-7003	BENJAMIN, JACINYA	46,708.00	48,246.00
TEACHERS	TEACHER-GRADE 2-7003	BERRIE, TERRANCE	60,119.00	61,884.00
TEACHERS	TEACHER-GRADE 2-7003	BESEMER, KATIE	51,040.00	52,638.00
TEACHERS	TEACHER-GRADE 2-7003	CARTER, BENJAMIN	51,040.00	52,638.00
TEACHERS	TEACHER-GRADE 2-7003	CLARK, CYNTHIA	53,238.00	54,849.00
TEACHERS	TEACHER-GRADE 2-7003	CORMIER, STACEY	70,833.00	73,305.00
TEACHERS	TEACHER-GRADE 2-7003	CRISCUOLO, ANGELA	68,576.00	71,038.00
TEACHERS	TEACHER-GRADE 2-7003	CUDWORTH, KIMBERLY	90,606.00	90,606.00
TEACHERS	TEACHER-GRADE 2-7003	CUSANO, CAITLIN	55,449.00	57,103.00
TEACHERS	TEACHER-GRADE 2-7003	DENICOLA, JESSICA	48,901.00	50,440.00
TEACHERS	TEACHER-GRADE 2-7003	DENUZZO, DAWN	93,319.00	93,319.00
TEACHERS	TEACHER-GRADE 2-7003	DIGIOIA, JENNIFER	62,534.00	64,380.00
TEACHERS	TEACHER-GRADE 2-7003	DURSO-SMITH, CAROLYN	70,833.00	73,305.00
TEACHERS	TEACHER-GRADE 2-7003	ENGLER, CAITLIN	60,119.00	61,884.00
TEACHERS	TEACHER-GRADE 2-7003	FIGARO, BRITNEY	51,045.00	52,656.00
TEACHERS	TEACHER-GRADE 2-7003	FORBES, DIANE	93,319.00	93,319.00
TEACHERS	TEACHER-GRADE 2-7003	FREDERICKS, MICHELLE	60,119.00	61,884.00
TEACHERS	TEACHER-GRADE 2-7003	GAMBARDELLA, MARY-LYNN	51,040.00	52,638.00
TEACHERS	TEACHER-GRADE 2-7003	GARCEAU, KAITLIN	70,833.00	73,305.00
TEACHERS	TEACHER-GRADE 2-7003	GONCALVES, KRISTINA	57,723.00	59,469.00
TEACHERS	TEACHER-GRADE 2-7003	GRIGGS, JENNIFER	53,238.00	54,849.00
TEACHERS	TEACHER-GRADE 2-7003	HEALY, RICHARD	51,040.00	52,638.00
TEACHERS	TEACHER-GRADE 2-7003	HODGE, CYNTHIA	73,517.00	76,003.00
TEACHERS	TEACHER-GRADE 2-7003	HOFFMAN, EDWARD	74,405.00	76,976.00
TEACHERS	TEACHER-GRADE 2-7003	HOGAN, KESHIA	48,901.00	50,440.00
TEACHERS	TEACHER-GRADE 2-7003	KELLY, NANCY	90,606.00	90,606.00
TEACHERS	TEACHER-GRADE 2-7003	LEMOULT, AMANDA	53,238.00	54,849.00
TEACHERS	TEACHER-GRADE 2-7003	LOVE, DANIELLE	48,901.00	50,440.00
TEACHERS	TEACHER-GRADE 2-7003	LYNCH, LEAH	65,080.00	67,238.00
TEACHERS	TEACHER-GRADE 2-7003	MADDEN, MALLORIE	57,723.00	59,469.00
TEACHERS	TEACHER-GRADE 2-7003	MAGNOTTI, TAYLOR	48,901.00	50,440.00
TEACHERS	TEACHER-GRADE 2-7003	MASSA, KATHERINE	67,938.00	70,133.00
TEACHERS	TEACHER-GRADE 2-7003	MATEY, JESSICA	53,238.00	54,849.00
TEACHERS	TEACHER-GRADE 2-7003	MCNABB, JENIFER	57,723.00	59,469.00
TEACHERS	TEACHER-GRADE 2-7003	MENDES, LISA	78,076.00	80,838.00
TEACHERS	TEACHER-GRADE 2-7003	MIKULAK, LAUREN	53,238.00	54,849.00
TEACHERS	TEACHER-GRADE 2-7003	NEVOLA, MORGAN	48,846.00	50,445.00
TEACHERS	TEACHER-GRADE 2-7003	O'KEEFE, KARISSA	70,833.00	73,305.00
TEACHERS	TEACHER-GRADE 2-7003	PERONE, CARLA	53,238.00	54,849.00
TEACHERS	TEACHER-GRADE 2-7003	PHIPPS, MEREDITH	70,594.00	72,817.00
TEACHERS	TEACHER-GRADE 2-7003	PLATT, GINA	53,256.00	54,909.00
TEACHERS	TEACHER-GRADE 2-7003	RANK, NICOLE	57,723.00	59,469.00
TEACHERS	TEACHER-GRADE 2-7003	REYNOLDS, VICTORIA	57,723.00	59,469.00
TEACHERS	TEACHER-GRADE 2-7003	RHYAN, KRISTI	60,341.00	62,166.00
TEACHERS	TEACHER-GRADE 2-7003	ROBERTS, BRENNA	51,040.00	52,638.00
TEACHERS	TEACHER-GRADE 2-7003	RUBY, MICHAEL	67,938.00	70,133.00
TEACHERS	TEACHER-GRADE 2-7003	SCHNIDER, JENNIFER	74,405.00	76,976.00
TEACHERS	TEACHER-GRADE 2-7003	SEEGER, MELANIE	65,080.00	67,238.00
TEACHERS	TEACHER-GRADE 2-7003	SOLA, JENNIFER	53,238.00	54,849.00
TEACHERS	TEACHER-GRADE 2-7003	SPLAIN, BRITTANY	48,901.00	50,440.00
TEACHERS	TEACHER-GRADE 2-7003	TABAK, REBECCA	53,238.00	54,849.00
TEACHERS	TEACHER-GRADE 2-7003	THOMPSON, KELLEIGH	57,723.00	59,469.00
TEACHERS	TEACHER-GRADE 2-7003	TONG, LAURA	53,238.00	54,849.00
TEACHERS	TEACHER-GRADE 2-7003	UGOLIK, MELISSA	62,534.00	64,380.00

**This Staff Roster is reflective of staff who were working in the District for the 2018-2019 school year.*

Staff Roster

Class Name	Job Title	Name	Current Salary	2019-2020 Salary
TEACHERS	TEACHER-GRADE 2-7003	VAIUSO, MICHELE	57,723.00	59,469.00
TEACHERS	TEACHER-GRADE 2-7003	VAN WIE, SHARON	51,040.00	52,638.00
TEACHERS	TEACHER-GRADE 2-7003	VILLANUEVA, JULIE	65,135.00	67,010.00
TEACHERS	TEACHER-GRADE 2-7003	VITELLO, TYNA	51,040.00	52,638.00
TEACHERS	TEACHER-GRADE 2-7003	VOTTO, JULIE	48,901.00	50,440.00
TEACHERS	TEACHER-GRADE 2-7003	ZOUFALY, AMELIA	51,040.00	52,638.00
TEACHERS	TEACHER-GRADE 3-4-7006	DIRIENZO, KIMBERLY	55,449.00	57,103.00
TEACHERS	TEACHER-GRADE 3-4-7006	GOODRICH, DEBRA	89,856.00	90,606.00
TEACHERS	TEACHER-GRADE 3-4-7006	KEENEY, AMANDA	70,833.00	73,305.00
TEACHERS	TEACHER-GRADE 3-4-7006	MITCHELL, DIANE	57,723.00	59,469.00
TEACHERS	TEACHER-GRADE 3-4-7006	ORIFICE, KIMBERLY	53,238.00	54,849.00
TEACHERS	TEACHER-GRADE 3-4-7006	PAOLINI, AMY	92,569.00	92,569.00
TEACHERS	TEACHER-GRADE 3-7005	ACOSTA, ELISIA	48,901.00	50,440.00
TEACHERS	TEACHER-GRADE 3-7005	BALIONIS, KAY	70,594.00	72,817.00
TEACHERS	TEACHER-GRADE 3-7005	BARBERIA, LAURA	51,040.00	52,638.00
TEACHERS	TEACHER-GRADE 3-7005	BARTUNEK, KARA	70,594.00	72,817.00
TEACHERS	TEACHER-GRADE 3-7005	BATTINO, RACHEL	51,040.00	52,638.00
TEACHERS	TEACHER-GRADE 3-7005	BEALE, MARSHALL	51,045.00	52,656.00
TEACHERS	TEACHER-GRADE 3-7005	BRANCATI, JENNIFER	80,789.00	83,551.00
TEACHERS	TEACHER-GRADE 3-7005	BURGOS, CHRISTINE	67,710.00	69,894.00
TEACHERS	TEACHER-GRADE 3-7005	CHILQUINGA, ANGELA	57,723.00	59,469.00
TEACHERS	TEACHER-GRADE 3-7005	CURNOW, CHRISTINA	67,938.00	70,133.00
TEACHERS	TEACHER-GRADE 3-7005	DEARBORNE, KELLEY	70,833.00	73,305.00
TEACHERS	TEACHER-GRADE 3-7005	EPPS, ERICA	70,833.00	73,305.00
TEACHERS	TEACHER-GRADE 3-7005	EWERT, ASHLEY	46,708.00	48,246.00
TEACHERS	TEACHER-GRADE 3-7005	FERGUSON-MCLEAN, GWENDOLYN	70,833.00	73,305.00
TEACHERS	TEACHER-GRADE 3-7005	FISCHER, LYNNE	57,723.00	59,469.00
TEACHERS	TEACHER-GRADE 3-7005	FLEMING, SHAKIA	55,529.00	57,269.00
TEACHERS	TEACHER-GRADE 3-7005	FOHSZ, LUCIANA	47,551.00	48,901.00
TEACHERS	TEACHER-GRADE 3-7005	FORSA, RACHEL	55,449.00	57,103.00
TEACHERS	TEACHER-GRADE 3-7005	FORTIER, JOHN	74,405.00	76,976.00
TEACHERS	TEACHER-GRADE 3-7005	GENN, JONATHAN	67,938.00	70,133.00
TEACHERS	TEACHER-GRADE 3-7005	HANSEN, SUSAN	78,076.00	80,838.00
TEACHERS	TEACHER-GRADE 3-7005	HOLMBERG, JENNA MARIE	70,833.00	73,305.00
TEACHERS	TEACHER-GRADE 3-7005	IANNIELLO, KRISTEN	55,449.00	57,103.00
TEACHERS	TEACHER-GRADE 3-7005	IRIZARRY-GORDON, JENNIFER	74,405.00	76,976.00
TEACHERS	TEACHER-GRADE 3-7005	KANE, TIERNEY	48,846.00	50,445.00
TEACHERS	TEACHER-GRADE 3-7005	KATZ, MELISSA	53,238.00	54,849.00
TEACHERS	TEACHER-GRADE 3-7005	KELLY, NICOLE	70,833.00	73,305.00
TEACHERS	TEACHER-GRADE 3-7005	KIRKLAND-MULLINS, WALTRINA	89,856.00	89,856.00
TEACHERS	TEACHER-GRADE 3-7005	KOPCZUK, AMY	70,833.00	73,305.00
TEACHERS	TEACHER-GRADE 3-7005	LAMB, MELISSA	70,833.00	73,305.00
TEACHERS	TEACHER-GRADE 3-7005	LEHNER, ALLISON	53,238.00	54,849.00
TEACHERS	TEACHER-GRADE 3-7005	LIGHT, JESSICA	57,723.00	59,469.00
TEACHERS	TEACHER-GRADE 3-7005	MAGEE, CHERYL	48,901.00	50,440.00
TEACHERS	TEACHER-GRADE 3-7005	MAJNEBER, CAITLYN	57,723.00	59,469.00
TEACHERS	TEACHER-GRADE 3-7005	MARCHITTO, CHRISTINA	70,833.00	73,305.00
TEACHERS	TEACHER-GRADE 3-7005	MARESCA, MARY ELLYN	70,833.00	73,305.00
TEACHERS	TEACHER-GRADE 3-7005	MCNEIL, JACQUELINE	78,076.00	80,838.00
TEACHERS	TEACHER-GRADE 3-7005	MOFFITT, ANDRIA	67,938.00	70,133.00
TEACHERS	TEACHER-GRADE 3-7005	NUSDEU, LORRAINE	60,119.00	61,884.00
TEACHERS	TEACHER-GRADE 3-7005	O'BRIEN, LAUREN	53,256.00	54,909.00
TEACHERS	TEACHER-GRADE 3-7005	OKEKE, OLUCHI	46,708.00	48,246.00
TEACHERS	TEACHER-GRADE 3-7005	OUELLETTE, JUNE	45,357.00	46,708.00
TEACHERS	TEACHER-GRADE 3-7005	PALMER, JENNIFER	81,738.00	84,976.00
TEACHERS	TEACHER-GRADE 3-7005	PAPPA, KIMBERLEE	53,238.00	54,849.00
TEACHERS	TEACHER-GRADE 3-7005	RAUCCI, GINA	70,833.00	73,305.00
TEACHERS	TEACHER-GRADE 3-7005	RICARDO, JOSEPHINE	48,901.00	50,440.00
TEACHERS	TEACHER-GRADE 3-7005	RIVELLINI, STEPHANIE	53,238.00	54,849.00
TEACHERS	TEACHER-GRADE 3-7005	ROBERTS, ALENA	65,080.00	67,238.00

**This Staff Roster is reflective of staff who were working in the District for the 2018-2019 school year.*

Staff Roster

Class Name	Job Title	Name	Current Salary	2019-2020 Salary
TEACHERS	TEACHER-GRADE 3-7005	RODRIGUEZ, KRISTEN	57,723.00	59,469.00
TEACHERS	TEACHER-GRADE 3-7005	ROSE, MEGHAN	57,723.00	59,469.00
TEACHERS	TEACHER-GRADE 3-7005	SALEM, PAUL	70,833.00	73,305.00
TEACHERS	TEACHER-GRADE 3-7005	SALZANO, ERIN	70,833.00	73,305.00
TEACHERS	TEACHER-GRADE 3-7005	SEARLES, KELSEY	46,708.00	48,246.00
TEACHERS	TEACHER-GRADE 3-7005	SEELEY, KAYLA	55,449.00	57,103.00
TEACHERS	TEACHER-GRADE 3-7005	SETTE, ANABELA	70,833.00	73,305.00
TEACHERS	TEACHER-GRADE 3-7005	SKLANKA, ABBOTT	55,449.00	57,103.00
TEACHERS	TEACHER-GRADE 3-7005	SMITH-BOWE, NATASHA	57,723.00	59,469.00
TEACHERS	TEACHER-GRADE 3-7005	STOLZMAN, KARISSA	62,534.00	64,380.00
TEACHERS	TEACHER-GRADE 3-7005	VENA, MEGAN	55,449.00	57,103.00
TEACHERS	TEACHER-GRADE 3-7005	WITHINGTON, BRIANA	48,901.00	50,440.00
TEACHERS	TEACHER-GRADE 3-7005	ZOLLSHAN, ELIZABETH	65,703.00	67,876.00
TEACHERS	TEACHER-GRADE 4-5-7008	BENTLEY, JESSICA	51,040.00	52,638.00
TEACHERS	TEACHER-GRADE 4-5-7008	EASTMAN, LEXIE	48,901.00	50,440.00
TEACHERS	TEACHER-GRADE 4-5-7008	KNOWLES, VALERIE	89,856.00	89,856.00
TEACHERS	TEACHER-GRADE 4-5-7008	KOTKIN, ALEXANDER	57,723.00	59,469.00
TEACHERS	TEACHER-GRADE 4-5-7008	MCGRATH, ALLISON	53,238.00	54,849.00
TEACHERS	TEACHER-GRADE 4-5-7008	VARCA, ANGELA	48,901.00	50,440.00
TEACHERS	TEACHER-GRADE 4-6-7113	YOUNGS, KELVIN	77,103.00	79,689.00
TEACHERS	TEACHER-GRADE 4-7007	ASBURY, SAMANTHA	65,703.00	67,876.00
TEACHERS	TEACHER-GRADE 4-7007	BITTERMAN, LAUREN	47,551.00	48,901.00
TEACHERS	TEACHER-GRADE 4-7007	BOUCHARD, BRITTANY	48,846.00	50,445.00
TEACHERS	TEACHER-GRADE 4-7007	BRUNSON, ERIN	70,833.00	73,305.00
TEACHERS	TEACHER-GRADE 4-7007	BURNS, CHRISTINA	48,901.00	50,440.00
TEACHERS	TEACHER-GRADE 4-7007	BUSCH, NICOLE	57,723.00	59,469.00
TEACHERS	TEACHER-GRADE 4-7007	CARAGLIOR, ADRIANNA	70,833.00	73,305.00
TEACHERS	TEACHER-GRADE 4-7007	CARLONI, HOPE	70,833.00	73,305.00
TEACHERS	TEACHER-GRADE 4-7007	CARMO, MONICA	53,238.00	54,849.00
TEACHERS	TEACHER-GRADE 4-7007	CESARE, HEATHER	70,833.00	73,305.00
TEACHERS	TEACHER-GRADE 4-7007	CLOSS, LAUREN	60,341.00	62,166.00
TEACHERS	TEACHER-GRADE 4-7007	CURTISS, ELIZABETH	53,238.00	54,849.00
TEACHERS	TEACHER-GRADE 4-7007	DABRE-RUFUS, SHEFAU	65,080.00	67,238.00
TEACHERS	TEACHER-GRADE 4-7007	DAYHARSH, JENNIFER	74,405.00	76,976.00
TEACHERS	TEACHER-GRADE 4-7007	DEROCHE, MELISSA	48,846.00	50,445.00
TEACHERS	TEACHER-GRADE 4-7007	DUMONT, DANIELLE	51,040.00	52,638.00
TEACHERS	TEACHER-GRADE 4-7007	ENGLEBY, SYBIL	46,708.00	48,246.00
TEACHERS	TEACHER-GRADE 4-7007	FIX, GEOFFREY	53,238.00	54,849.00
TEACHERS	TEACHER-GRADE 4-7007	FORD, JODY	90,606.00	90,606.00
TEACHERS	TEACHER-GRADE 4-7007	GARCIA, KIMBERLY	62,534.00	64,380.00
TEACHERS	TEACHER-GRADE 4-7007	GONZALES, LEO	48,901.00	50,440.00
TEACHERS	TEACHER-GRADE 4-7007	HERRMANN, PATRICK	70,833.00	73,305.00
TEACHERS	TEACHER-GRADE 4-7007	HOPKINS, KATHERINE	70,833.00	73,305.00
TEACHERS	TEACHER-GRADE 4-7007	HUCKABONE, ASHLEY	60,119.00	61,884.00
TEACHERS	TEACHER-GRADE 4-7007	JERMINI, JACQUELINE	55,449.00	57,103.00
TEACHERS	TEACHER-GRADE 4-7007	JOKL, PAIGE	57,723.00	59,469.00
TEACHERS	TEACHER-GRADE 4-7007	KACZMAREK, KATHRYN	57,723.00	59,469.00
TEACHERS	TEACHER-GRADE 4-7007	KELLEY, SUSAN	90,606.00	90,606.00
TEACHERS	TEACHER-GRADE 4-7007	KENNEDY, CAITLIN	57,723.00	59,469.00
TEACHERS	TEACHER-GRADE 4-7007	KOCH, ERIKA	70,833.00	73,305.00
TEACHERS	TEACHER-GRADE 4-7007	KORWEK, PAIGE	47,551.00	48,901.00
TEACHERS	TEACHER-GRADE 4-7007	LANK, DARLA	68,576.00	71,038.00
TEACHERS	TEACHER-GRADE 4-7007	MAIOCCO, ANGELA	70,833.00	73,305.00
TEACHERS	TEACHER-GRADE 4-7007	MALKIN, JENNA	47,551.00	48,901.00
TEACHERS	TEACHER-GRADE 4-7007	MANGINO, MARISSA	57,723.00	59,469.00
TEACHERS	TEACHER-GRADE 4-7007	MATOSIAN, KATELYN	48,901.00	50,440.00
TEACHERS	TEACHER-GRADE 4-7007	MCELHONE, ERIN	51,040.00	52,638.00
TEACHERS	TEACHER-GRADE 4-7007	MINICHINO-GAROFALO, SIMONE	88,789.00	92,569.00
TEACHERS	TEACHER-GRADE 4-7007	MULLALLY, KELLIE	57,723.00	59,469.00
TEACHERS	TEACHER-GRADE 4-7007	ORTIZ, JENNIFER	67,938.00	70,133.00

*This Staff Roster is reflective of staff who were working in the District for the 2018-2019 school year.

Staff Roster

Class Name	Job Title	Name	Current Salary	2019-2020 Salary
TEACHERS	TEACHER-GRADE 4-7007	PARILLO, TRICIA	65,080.00	67,238.00
TEACHERS	TEACHER-GRADE 4-7007	PHILLIPS, KIMBERLY	73,517.00	76,003.00
TEACHERS	TEACHER-GRADE 4-7007	PICKETT, JASEEN	86,076.00	89,856.00
TEACHERS	TEACHER-GRADE 4-7007	POMEROY, REBEKAH	70,833.00	73,305.00
TEACHERS	TEACHER-GRADE 4-7007	REBESCHI, MICHAEL	47,551.00	48,901.00
TEACHERS	TEACHER-GRADE 4-7007	RINDOS, NICOLE	51,045.00	52,656.00
TEACHERS	TEACHER-GRADE 4-7007	ROMANELLI, MICHELLE	55,449.00	57,103.00
TEACHERS	TEACHER-GRADE 4-7007	ROSE, NANCY	81,738.00	84,976.00
TEACHERS	TEACHER-GRADE 4-7007	RUSSELL, ALYSHA	55,840.00	57,451.00
TEACHERS	TEACHER-GRADE 4-7007	SASSO, JOSEPH	51,040.00	52,638.00
TEACHERS	TEACHER-GRADE 4-7007	SCHLANK, DONNA	92,569.00	92,569.00
TEACHERS	TEACHER-GRADE 4-7007	SEELY, VIRGINIA	70,833.00	73,305.00
TEACHERS	TEACHER-GRADE 4-7007	SOUSA, DYANN	74,405.00	76,976.00
TEACHERS	TEACHER-GRADE 4-7007	STEINBERG, PAUL	89,856.00	89,856.00
TEACHERS	TEACHER-GRADE 4-7007	SURDEJ, KIRSTEN	51,040.00	52,638.00
TEACHERS	TEACHER-GRADE 4-7007	SWART, ALISHA	46,708.00	48,246.00
TEACHERS	TEACHER-GRADE 4-7007	TOBON, LUZ	89,856.00	89,856.00
TEACHERS	TEACHER-GRADE 4-7007	TODISCO, AMY	53,238.00	54,849.00
TEACHERS	TEACHER-GRADE 4-7007	VITALE, BIANCA	57,723.00	59,469.00
TEACHERS	TEACHER-GRADE 4-7007	WATTNEM, NANCY	47,551.00	48,901.00
TEACHERS	TEACHER-GRADE 4-7007	ZONA, COLLEEN	62,713.00	64,485.00
TEACHERS	TEACHER-GRADE 5-6-7010	DELBASSO, DONNA	89,856.00	89,856.00
TEACHERS	TEACHER-GRADE 5-6-7010	DELBASSO, DONNA	89,856.00	89,856.00
TEACHERS	TEACHER-GRADE 5-6-7010	FORTE, LOUIS	60,324.00	62,063.00
TEACHERS	TEACHER-GRADE 5-6-7010	GIORDANO, LARISSA	70,833.00	73,305.00
TEACHERS	TEACHER-GRADE 5-6-7010	GIORDANO, LARISSA	70,833.00	73,305.00
TEACHERS	TEACHER-GRADE 5-6-7010	SANTAGATA, DANIELLE	65,080.00	67,238.00
TEACHERS	TEACHER-GRADE 5-6-7010	SANTAGATA, DANIELLE	65,080.00	67,238.00
TEACHERS	TEACHER-GRADE 5-7009	AMARONE, NIKKI	47,551.00	48,901.00
TEACHERS	TEACHER-GRADE 5-7009	AVALOS, JOSE	48,846.00	50,445.00
TEACHERS	TEACHER-GRADE 5-7009	BLAIR, JADE	48,901.00	50,440.00
TEACHERS	TEACHER-GRADE 5-7009	BORGNINE, BRIEN	60,324.00	62,063.00
TEACHERS	TEACHER-GRADE 5-7009	BRAYMAN, AMY	60,119.00	61,884.00
TEACHERS	TEACHER-GRADE 5-7009	CARFORA, ALBERT	74,405.00	76,976.00
TEACHERS	TEACHER-GRADE 5-7009	CHARLES, DENISE	92,569.00	92,569.00
TEACHERS	TEACHER-GRADE 5-7009	CHASANOFF, KELLY	86,076.00	89,856.00
TEACHERS	TEACHER-GRADE 5-7009	CRISAFI, JEFFREY	48,901.00	50,440.00
TEACHERS	TEACHER-GRADE 5-7009	CUSANO, SUNNY	51,040.00	52,638.00
TEACHERS	TEACHER-GRADE 5-7009	DURAND, TRACY	74,405.00	76,976.00
TEACHERS	TEACHER-GRADE 5-7009	FARGEORGE, THOMAS	51,040.00	52,638.00
TEACHERS	TEACHER-GRADE 5-7009	FAZZUOLI, RICHARD	88,789.00	92,569.00
TEACHERS	TEACHER-GRADE 5-7009	FEDAK, ALYSON	55,449.00	57,103.00
TEACHERS	TEACHER-GRADE 5-7009	FINCH, LISA	80,789.00	83,551.00
TEACHERS	TEACHER-GRADE 5-7009	FLANIGAN, HOPE	74,405.00	76,976.00
TEACHERS	TEACHER-GRADE 5-7009	GALKO, AMANDA	53,238.00	54,849.00
TEACHERS	TEACHER-GRADE 5-7009	GILLORAN, STEPHANIE	48,901.00	50,440.00
TEACHERS	TEACHER-GRADE 5-7009	GLASSMAN, ROBERT	89,856.00	89,856.00
TEACHERS	TEACHER-GRADE 5-7009	GWIAZDA, LAURIE	70,833.00	73,305.00
TEACHERS	TEACHER-GRADE 5-7009	HARKINS, PATRICIA	89,856.00	89,856.00
TEACHERS	TEACHER-GRADE 5-7009	INGA, KELLY	55,449.00	57,103.00
TEACHERS	TEACHER-GRADE 5-7009	JAMES, ALESHIA	60,324.00	62,063.00
TEACHERS	TEACHER-GRADE 5-7009	KIESLICH, LISA	58,051.00	59,704.00
TEACHERS	TEACHER-GRADE 5-7009	KLEIN, REBECCA	57,723.00	59,469.00
TEACHERS	TEACHER-GRADE 5-7009	KOUTSAPLIS, HELENI	62,534.00	64,380.00
TEACHERS	TEACHER-GRADE 5-7009	KYLE, ELIZABETH	70,833.00	73,305.00
TEACHERS	TEACHER-GRADE 5-7009	LANGLOIS, PAULA	86,076.00	89,856.00
TEACHERS	TEACHER-GRADE 5-7009	LANGSTAFF, KEVIN	53,256.00	54,909.00
TEACHERS	TEACHER-GRADE 5-7009	MALANGONE-ROMANO, GRACE	70,833.00	73,305.00
TEACHERS	TEACHER-GRADE 5-7009	MARIANO, KRISTIN	62,713.00	64,485.00
TEACHERS	TEACHER-GRADE 5-7009	MASELLI, JENNIFER	73,517.00	76,003.00

*This Staff Roster is reflective of staff who were working in the District for the 2018-2019 school year.

Staff Roster

Class Name	Job Title	Name	Current Salary	2019-2020 Salary
TEACHERS	TEACHER-GRADE 5-7009	MEDEIROS, MARIS	57,723.00	59,469.00
TEACHERS	TEACHER-GRADE 5-7009	MEINSEN, KARLEN	89,856.00	89,856.00
TEACHERS	TEACHER-GRADE 5-7009	MESSINA, JAMES	57,723.00	59,469.00
TEACHERS	TEACHER-GRADE 5-7009	MIKULSKI, KELLY	70,833.00	73,305.00
TEACHERS	TEACHER-GRADE 5-7009	MORGAN, MATTHEW	53,238.00	54,849.00
TEACHERS	TEACHER-GRADE 5-7009	NESTOR, KELLY	55,529.00	57,269.00
TEACHERS	TEACHER-GRADE 5-7009	NUNES, MELISSA	53,238.00	54,849.00
TEACHERS	TEACHER-GRADE 5-7009	O'CONNELL, PAUL	70,833.00	73,305.00
TEACHERS	TEACHER-GRADE 5-7009	ORTIZ, AUTUMN	70,833.00	73,305.00
TEACHERS	TEACHER-GRADE 5-7009	PALLAS, ELENI	57,723.00	59,469.00
TEACHERS	TEACHER-GRADE 5-7009	PAPANDREA, EMMA	46,708.00	48,246.00
TEACHERS	TEACHER-GRADE 5-7009	PERKINS, KELLY ANNE	55,840.00	57,451.00
TEACHERS	TEACHER-GRADE 5-7009	PERRILLI, JODY	78,076.00	80,838.00
TEACHERS	TEACHER-GRADE 5-7009	PESCATORE, MARIE	53,238.00	54,849.00
TEACHERS	TEACHER-GRADE 5-7009	POST, CLAUDIA	74,405.00	76,976.00
TEACHERS	TEACHER-GRADE 5-7009	RACCIO, NICOLE	73,517.00	76,003.00
TEACHERS	TEACHER-GRADE 5-7009	REDFIELD, MELISSA	46,708.00	48,246.00
TEACHERS	TEACHER-GRADE 5-7009	RICCITELLI, MARIA	57,723.00	59,469.00
TEACHERS	TEACHER-GRADE 5-7009	RYAN, JESSICA	60,119.00	61,884.00
TEACHERS	TEACHER-GRADE 5-7009	SCANIFFE, AMBROSIA	48,846.00	50,445.00
TEACHERS	TEACHER-GRADE 5-7009	SCARINCI, ANGELA	70,833.00	73,305.00
TEACHERS	TEACHER-GRADE 5-7009	SCHULTZ, EVA	65,080.00	67,238.00
TEACHERS	TEACHER-GRADE 5-7009	SEIDEN, JENNIFER	67,938.00	70,133.00
TEACHERS	TEACHER-GRADE 5-7009	SEMAN, NASEEM	51,040.00	52,638.00
TEACHERS	TEACHER-GRADE 5-7009	SHIRVIS, KIMBERLY	73,517.00	76,003.00
TEACHERS	TEACHER-GRADE 5-7009	SLAY, STEPHANIE	68,576.00	71,038.00
TEACHERS	TEACHER-GRADE 5-7009	STOCKTON, ASHLEY	67,938.00	70,133.00
TEACHERS	TEACHER-GRADE 5-7009	WOLKOVITZ, KEITH	70,833.00	73,305.00
TEACHERS	TEACHER-GRADE 6-7011	ANDERSON, KRISTINE	89,856.00	89,856.00
TEACHERS	TEACHER-GRADE 6-7011	AURORA, COURTNEY	70,833.00	73,305.00
TEACHERS	TEACHER-GRADE 6-7011	BACCUS, MARIE	67,938.00	70,133.00
TEACHERS	TEACHER-GRADE 6-7011	BEDIENT, JASON	57,723.00	59,469.00
TEACHERS	TEACHER-GRADE 6-7011	BEUTEL, LORI	57,723.00	59,469.00
TEACHERS	TEACHER-GRADE 6-7011	BINKOWSKI, AMY	70,833.00	73,305.00
TEACHERS	TEACHER-GRADE 6-7011	BONILLA, NANCY	72,138.00	74,700.00
TEACHERS	TEACHER-GRADE 6-7011	BURNS, ERIN	51,040.00	52,638.00
TEACHERS	TEACHER-GRADE 6-7011	CARROLL-KOCH, LAURA	89,856.00	89,856.00
TEACHERS	TEACHER-GRADE 6-7011	CLARKE, SARAH	70,833.00	73,305.00
TEACHERS	TEACHER-GRADE 6-7011	CONAWAY, ADHAM	51,040.00	52,638.00
TEACHERS	TEACHER-GRADE 6-7011	CONNOLLY, COLEEN	55,449.00	57,103.00
TEACHERS	TEACHER-GRADE 6-7011	DAHLIN, CHRISTINE	65,080.00	67,238.00
TEACHERS	TEACHER-GRADE 6-7011	DESIR-LEWIS, CARLA	89,856.00	89,856.00
TEACHERS	TEACHER-GRADE 6-7011	EVANKO-WEBER, ABIGAIL	70,833.00	73,305.00
TEACHERS	TEACHER-GRADE 6-7011	FINN, ELIZABETH	51,040.00	52,638.00
TEACHERS	TEACHER-GRADE 6-7011	FORD, RAYNETTA	73,517.00	76,003.00
TEACHERS	TEACHER-GRADE 6-7011	FOUNTAIN, NESHA	48,901.00	49,879.00
TEACHERS	TEACHER-GRADE 6-7011	FRIELLO, ALESSA	53,238.00	54,849.00
TEACHERS	TEACHER-GRADE 6-7011	GRAHAM, RASHANA	65,080.00	67,238.00
TEACHERS	TEACHER-GRADE 6-7011	GRIFFIN, GARETT	45,357.00	46,708.00
TEACHERS	TEACHER-GRADE 6-7011	HEITER, CYNTHIA	92,569.00	92,569.00
TEACHERS	TEACHER-GRADE 6-7011	HOFFMAN, ELIZABETH	89,856.00	89,856.00
TEACHERS	TEACHER-GRADE 6-7011	HURLEY, CHRISTINE	55,449.00	57,103.00
TEACHERS	TEACHER-GRADE 6-7011	JOHNSON, DEBORAH	89,856.00	89,856.00
TEACHERS	TEACHER-GRADE 6-7011	KARKOS, MATTHEW	57,723.00	59,469.00
TEACHERS	TEACHER-GRADE 6-7011	LUPI, AMANDA	57,723.00	59,469.00
TEACHERS	TEACHER-GRADE 6-7011	MACKEY, JESSICA	67,938.00	70,133.00
TEACHERS	TEACHER-GRADE 6-7011	MANEMEIT, CHRISTOPHER	57,723.00	59,469.00
TEACHERS	TEACHER-GRADE 6-7011	MARCATI, TAYLOR	60,119.00	61,884.00
TEACHERS	TEACHER-GRADE 6-7011	MCDERMID, JENNA	60,341.00	62,166.00
TEACHERS	TEACHER-GRADE 6-7011	MCLEAN, ANDREW	48,901.00	50,440.00

**This Staff Roster is reflective of staff who were working in the District for the 2018-2019 school year.*

Staff Roster

Class Name	Job Title	Name	Current Salary	2019-2020 Salary
TEACHERS	TEACHER-GRADE 6-7011	MCPHERSON, BROOKE	46,708.00	48,246.00
TEACHERS	TEACHER-GRADE 6-7011	MOORE, MICHAEL	89,856.00	89,856.00
TEACHERS	TEACHER-GRADE 6-7011	MULLINS, RYAN	48,901.00	50,440.00
TEACHERS	TEACHER-GRADE 6-7011	MURZAK, MICHELE	81,738.00	84,976.00
TEACHERS	TEACHER-GRADE 6-7011	MUSIAL, MARTA	53,238.00	54,849.00
TEACHERS	TEACHER-GRADE 6-7011	NERO, HOWARD	78,076.00	80,838.00
TEACHERS	TEACHER-GRADE 6-7011	PALUMBO, JESSICA	57,723.00	59,469.00
TEACHERS	TEACHER-GRADE 6-7011	PARRA, WHITNEY	46,708.00	48,246.00
TEACHERS	TEACHER-GRADE 6-7011	PRATT, RICQUEL	53,642.00	55,240.00
TEACHERS	TEACHER-GRADE 6-7011	RICCI, JANET	89,856.00	89,856.00
TEACHERS	TEACHER-GRADE 6-7011	ROCCO, ELAINA	45,357.00	46,708.00
TEACHERS	TEACHER-GRADE 6-7011	SAWICKI, ANDREA	67,938.00	70,133.00
TEACHERS	TEACHER-GRADE 6-7011	SAYLES, JAMEKA	70,833.00	73,305.00
TEACHERS	TEACHER-GRADE 6-7011	SCHLANK, AMY	67,710.00	69,894.00
TEACHERS	TEACHER-GRADE 6-7011	SHORTT, TIMOTHY	68,576.00	71,038.00
TEACHERS	TEACHER-GRADE 6-7011	SQUEGLIA, VINCENT	81,738.00	84,976.00
TEACHERS	TEACHER-GRADE 6-7011	THOMAS, TARA	89,856.00	89,856.00
TEACHERS	TEACHER-GRADE 6-7011	TRAMBADIA, CHANDANI	51,040.00	52,638.00
TEACHERS	TEACHER-GRADE 6-7011	VAZQUEZ, XIOMARA	60,324.00	62,063.00
TEACHERS	TEACHER-GRADE 6-7011	VELASQUEZ, ROSA	65,080.00	67,238.00
TEACHERS	TEACHER-GRADE 6-7011	WILLIAMS, ROBYNEE	74,405.00	76,976.00
TEACHERS	TEACHER-GRADE 6-7011	ZABOROWSKI, KAREN	67,938.00	70,133.00
TEACHERS	TEACHER-GRADE 7-7012	ADKINS, AMY	73,517.00	76,003.00
TEACHERS	TEACHER-GRADE 7-7012	GRIFFIN, SEAN	86,076.00	89,856.00
TEACHERS	TEACHER-GRADE 7-7012	LABBADIA, JULIE	48,901.00	50,440.00
TEACHERS	TEACHER-GRADE 7-7012	OTERO, KEELER	53,256.00	54,909.00
TEACHERS	TEACHER-GRADE 8-7013	DOTTORI, BRITTNEY	48,846.00	50,445.00
TEACHERS	TEACHER-GRADE 8-7013	HAILEY, TAJI'	51,040.00	52,638.00
TEACHERS	TEACHER-GUIDANCE COUNSELOR-7039	ANDRIEN, CYNTHIA	73,517.00	76,003.00
TEACHERS	TEACHER-GUIDANCE COUNSELOR-7039	ARBOLEDA, NATALIA	51,503.00	53,042.00
TEACHERS	TEACHER-GUIDANCE COUNSELOR-7039	BACON, RENEE	60,119.00	61,884.00
TEACHERS	TEACHER-GUIDANCE COUNSELOR-7039	BARTONE, DEBBIE	65,135.00	67,010.00
TEACHERS	TEACHER-GUIDANCE COUNSELOR-7039	BREULER, MIA	74,405.00	76,976.00
TEACHERS	TEACHER-GUIDANCE COUNSELOR-7039	BURNS, THOMAS	89,856.00	89,856.00
TEACHERS	TEACHER-GUIDANCE COUNSELOR-7039	CASEY, KELLY	57,723.00	59,469.00
TEACHERS	TEACHER-GUIDANCE COUNSELOR-7039	CATALANO, JENNIFER	51,503.00	53,042.00
TEACHERS	TEACHER-GUIDANCE COUNSELOR-7039	CHISHOLM-EMFINGER, JENNIFER	74,405.00	76,976.00
TEACHERS	TEACHER-GUIDANCE COUNSELOR-7039	CIOCCI, AMY	65,080.00	67,238.00
TEACHERS	TEACHER-GUIDANCE COUNSELOR-7039	DEGNAN, CARLIE	60,119.00	61,884.00
TEACHERS	TEACHER-GUIDANCE COUNSELOR-7039	DEMSKY, ELIZABETH	53,238.00	54,849.00
TEACHERS	TEACHER-GUIDANCE COUNSELOR-7039	DUSA, ANGELINA	92,569.00	92,569.00
TEACHERS	TEACHER-GUIDANCE COUNSELOR-7039	DUZANT, DOMINIQUE	62,534.00	64,380.00
TEACHERS	TEACHER-GUIDANCE COUNSELOR-7039	EVANS, RENEE	88,789.00	92,569.00
TEACHERS	TEACHER-GUIDANCE COUNSELOR-7039	FASANO, KARA	80,789.00	83,551.00
TEACHERS	TEACHER-GUIDANCE COUNSELOR-7039	FEQUIERE-SMITH, ANDERLOVE	57,723.00	59,469.00
TEACHERS	TEACHER-GUIDANCE COUNSELOR-7039	FESTA, IRIS	65,080.00	67,238.00
TEACHERS	TEACHER-GUIDANCE COUNSELOR-7039	FLANAGAN, BRIAN	60,119.00	61,884.00
TEACHERS	TEACHER-GUIDANCE COUNSELOR-7039	GRANT, LINDA	70,833.00	73,305.00
TEACHERS	TEACHER-GUIDANCE COUNSELOR-7039	HERNANDEZ-DEGROAT, DIANA	78,076.00	80,838.00
TEACHERS	TEACHER-GUIDANCE COUNSELOR-7039	HOLCOMB, TIFFANY	65,080.00	67,238.00
TEACHERS	TEACHER-GUIDANCE COUNSELOR-7039	HOLMS, BRIGID	70,833.00	73,305.00
TEACHERS	TEACHER-GUIDANCE COUNSELOR-7039	HUNTER, OLAFEMI	53,238.00	54,849.00
TEACHERS	TEACHER-GUIDANCE COUNSELOR-7039	HUTTON-MOORE, KIM	89,856.00	89,856.00
TEACHERS	TEACHER-GUIDANCE COUNSELOR-7039	KEOGH, FIDELMA	80,789.00	83,551.00
TEACHERS	TEACHER-GUIDANCE COUNSELOR-7039	LANDOW, MARK	84,451.00	87,689.00
TEACHERS	TEACHER-GUIDANCE COUNSELOR-7039	LEGERE, BELINDA	70,833.00	73,305.00
TEACHERS	TEACHER-GUIDANCE COUNSELOR-7039	LESIEUR, CHRISTOPHER	57,723.00	59,469.00
TEACHERS	TEACHER-GUIDANCE COUNSELOR-7039	MANGHNANI, KRISTIN	62,713.00	64,485.00
TEACHERS	TEACHER-GUIDANCE COUNSELOR-7039	MATOS, NILSA	73,517.00	76,003.00
TEACHERS	TEACHER-GUIDANCE COUNSELOR-7039	MCCOBB, CYNTHIA	65,135.00	67,010.00

*This Staff Roster is reflective of staff who were working in the District for the 2018-2019 school year.

Staff Roster

Class Name	Job Title	Name	Current Salary	2019-2020 Salary
TEACHERS	TEACHER-GUIDANCE COUNSELOR-7039	MONAHAN, KATHERINE	78,076.00	80,838.00
TEACHERS	TEACHER-GUIDANCE COUNSELOR-7039	NUTERANGELO, MARIA	88,789.00	92,569.00
TEACHERS	TEACHER-GUIDANCE COUNSELOR-7039	OLSEN, JANET	70,833.00	73,305.00
TEACHERS	TEACHER-GUIDANCE COUNSELOR-7039	ORTIZ, CYNTHIA	77,103.00	79,689.00
TEACHERS	TEACHER-GUIDANCE COUNSELOR-7039	OTERO, IRIS	51,040.00	52,638.00
TEACHERS	TEACHER-GUIDANCE COUNSELOR-7039	PECHETTE, JAMES	62,534.00	64,380.00
TEACHERS	TEACHER-GUIDANCE COUNSELOR-7039	PITKIN, HEIDI	73,517.00	76,003.00
TEACHERS	TEACHER-GUIDANCE COUNSELOR-7039	RICE, CHANEL	65,135.00	67,010.00
TEACHERS	TEACHER-GUIDANCE COUNSELOR-7039	ROSARIO, MARITZA	65,080.00	67,238.00
TEACHERS	TEACHER-GUIDANCE COUNSELOR-7039	RYAN-MUNIZ, MICHELLE	89,856.00	89,856.00
TEACHERS	TEACHER-GUIDANCE COUNSELOR-7039	SCACCIA, CHRISTINE	89,856.00	89,856.00
TEACHERS	TEACHER-GUIDANCE COUNSELOR-7039	URBANO, COLETTE	60,324.00	62,063.00
TEACHERS	TEACHER-HEARING IMPAIRED-7058	GOOD, MARY	89,856.00	89,856.00
TEACHERS	TEACHER-HEARING IMPAIRED-7058	LINEBARGER, ROSEMARIE	90,606.00	90,606.00
TEACHERS	TEACHER-HEARING IMPAIRED-7058	SMITH, LORI	57,723.00	59,469.00
TEACHERS	TEACHER-HISTORY/SOCIAL STUDIES-7052	AURORA, GARY	96,797.00	96,797.00
TEACHERS	TEACHER-HISTORY/SOCIAL STUDIES-7052	BEN-SALAHUDDIN, TARIQ	89,856.00	89,856.00
TEACHERS	TEACHER-HISTORY/SOCIAL STUDIES-7052	BLACKMAN-SMITH, MONICA	70,833.00	73,305.00
TEACHERS	TEACHER-HISTORY/SOCIAL STUDIES-7052	BLATTEAU, LESLIE	67,710.00	69,894.00
TEACHERS	TEACHER-HISTORY/SOCIAL STUDIES-7052	BOUCHER, JUSTIN	77,704.00	80,211.00
TEACHERS	TEACHER-HISTORY/SOCIAL STUDIES-7052	BRABHAM, DAISHA	46,708.00	48,246.00
TEACHERS	TEACHER-HISTORY/SOCIAL STUDIES-7052	BRAGINSKY, NATALIYA	60,119.00	61,884.00
TEACHERS	TEACHER-HISTORY/SOCIAL STUDIES-7052	BRANCO, DANA	60,324.00	62,063.00
TEACHERS	TEACHER-HISTORY/SOCIAL STUDIES-7052	BRENNAN, CHRIS	67,938.00	70,133.00
TEACHERS	TEACHER-HISTORY/SOCIAL STUDIES-7052	BROCHIN, JAMES	77,704.00	80,211.00
TEACHERS	TEACHER-HISTORY/SOCIAL STUDIES-7052	BUELL, JOHN	90,606.00	90,606.00
TEACHERS	TEACHER-HISTORY/SOCIAL STUDIES-7052	CHASE, PETER	70,833.00	73,305.00
TEACHERS	TEACHER-HISTORY/SOCIAL STUDIES-7052	CIPRIANO, JILL	74,405.00	76,976.00
TEACHERS	TEACHER-HISTORY/SOCIAL STUDIES-7052	COMANDO, MAXWELL	51,040.00	52,638.00
TEACHERS	TEACHER-HISTORY/SOCIAL STUDIES-7052	CORMIER, JESSICA	46,708.00	48,246.00
TEACHERS	TEACHER-HISTORY/SOCIAL STUDIES-7052	DALEY, KEVIN	92,569.00	92,569.00
TEACHERS	TEACHER-HISTORY/SOCIAL STUDIES-7052	DERIU, LISA	70,833.00	73,305.00
TEACHERS	TEACHER-HISTORY/SOCIAL STUDIES-7052	DEST, STEPHEN	89,856.00	89,856.00
TEACHERS	TEACHER-HISTORY/SOCIAL STUDIES-7052	ECKE, MARK	51,040.00	52,638.00
TEACHERS	TEACHER-HISTORY/SOCIAL STUDIES-7052	FORSELIUS, ERIK	89,856.00	89,856.00
TEACHERS	TEACHER-HISTORY/SOCIAL STUDIES-7052	FUSSINER, SAUL	77,103.00	79,689.00
TEACHERS	TEACHER-HISTORY/SOCIAL STUDIES-7052	GARRATY, WILLIAM	73,517.00	76,003.00
TEACHERS	TEACHER-HISTORY/SOCIAL STUDIES-7052	GERMANAKOS, DEMITRA	48,901.00	50,440.00
TEACHERS	TEACHER-HISTORY/SOCIAL STUDIES-7052	GRINDROD, BRIAN	70,594.00	72,817.00
TEACHERS	TEACHER-HISTORY/SOCIAL STUDIES-7052	HEALY, RYAN	53,238.00	54,849.00
TEACHERS	TEACHER-HISTORY/SOCIAL STUDIES-7052	JOHNSON, DEIDRE	57,723.00	59,469.00
TEACHERS	TEACHER-HISTORY/SOCIAL STUDIES-7052	KAZIENKO, PETER	57,723.00	59,469.00
TEACHERS	TEACHER-HISTORY/SOCIAL STUDIES-7052	KELLY, ROBERT	74,405.00	76,976.00
TEACHERS	TEACHER-HISTORY/SOCIAL STUDIES-7052	LAPIDUS, LISA	84,451.00	87,689.00
TEACHERS	TEACHER-HISTORY/SOCIAL STUDIES-7052	LAUB, JOHN	78,076.00	80,838.00
TEACHERS	TEACHER-HISTORY/SOCIAL STUDIES-7052	LIPINSKI, KEVIN	62,866.00	65,003.00
TEACHERS	TEACHER-HISTORY/SOCIAL STUDIES-7052	LUKOS, MICHELLE	53,238.00	54,849.00
TEACHERS	TEACHER-HISTORY/SOCIAL STUDIES-7052	MACDONALD, MATTHEW	55,449.00	57,103.00
TEACHERS	TEACHER-HISTORY/SOCIAL STUDIES-7052	MALAFRONTE, ERIC	87,580.00	87,580.00
TEACHERS	TEACHER-HISTORY/SOCIAL STUDIES-7052	MANGHNANI, ROBERT	62,713.00	64,485.00
TEACHERS	TEACHER-HISTORY/SOCIAL STUDIES-7052	MARQUES, JOAO	60,119.00	61,884.00
TEACHERS	TEACHER-HISTORY/SOCIAL STUDIES-7052	MASTROIANNI, KATHLEEN	65,080.00	67,238.00
TEACHERS	TEACHER-HISTORY/SOCIAL STUDIES-7052	MEADOWS, ALFRED	89,856.00	89,856.00
TEACHERS	TEACHER-HISTORY/SOCIAL STUDIES-7052	MERK, CHRISTOPHER	73,517.00	76,003.00
TEACHERS	TEACHER-HISTORY/SOCIAL STUDIES-7052	MILLER, JULIA	70,833.00	73,305.00
TEACHERS	TEACHER-HISTORY/SOCIAL STUDIES-7052	MOUNING, JUSTYNE	65,080.00	67,238.00
TEACHERS	TEACHER-HISTORY/SOCIAL STUDIES-7052	MURPHEY, RICHARD	74,405.00	76,976.00
TEACHERS	TEACHER-HISTORY/SOCIAL STUDIES-7052	MURPHY, HARRY	78,076.00	80,838.00
TEACHERS	TEACHER-HISTORY/SOCIAL STUDIES-7052	OSBORNE, JAMES	92,569.00	92,569.00
TEACHERS	TEACHER-HISTORY/SOCIAL STUDIES-7052	OSENKO, MARK	65,080.00	67,238.00

**This Staff Roster is reflective of staff who were working in the District for the 2018-2019 school year.*

Staff Roster

Class Name	Job Title	Name	Current Salary	2019-2020 Salary
TEACHERS	TEACHER-HISTORY/SOCIAL STUDIES-7052	PALMIERI, SUZANNE	57,723.00	59,469.00
TEACHERS	TEACHER-HISTORY/SOCIAL STUDIES-7052	PAULISHEN, JOHN	68,576.00	71,038.00
TEACHERS	TEACHER-HISTORY/SOCIAL STUDIES-7052	QUINN, BRENDAN	70,833.00	73,305.00
TEACHERS	TEACHER-HISTORY/SOCIAL STUDIES-7052	REYES, GLENDA	55,449.00	57,103.00
TEACHERS	TEACHER-HISTORY/SOCIAL STUDIES-7052	RHONE, ROBERT	60,119.00	61,884.00
TEACHERS	TEACHER-HISTORY/SOCIAL STUDIES-7052	RICCIO, ROBERT	60,119.00	61,884.00
TEACHERS	TEACHER-HISTORY/SOCIAL STUDIES-7052	ROQUE, DANNY	57,723.00	59,469.00
TEACHERS	TEACHER-HISTORY/SOCIAL STUDIES-7052	ROSS, CARLY	47,551.00	48,901.00
TEACHERS	TEACHER-HISTORY/SOCIAL STUDIES-7052	RUZBASAN, GARY	89,856.00	89,856.00
TEACHERS	TEACHER-HISTORY/SOCIAL STUDIES-7052	SENDEROFF, DAVID	70,833.00	73,305.00
TEACHERS	TEACHER-HISTORY/SOCIAL STUDIES-7052	SKIBA, JENNIFER	57,723.00	59,469.00
TEACHERS	TEACHER-HISTORY/SOCIAL STUDIES-7052	STACEY, JOHN	78,076.00	80,838.00
TEACHERS	TEACHER-HISTORY/SOCIAL STUDIES-7052	STEELE, JOSEPH	93,319.00	93,319.00
TEACHERS	TEACHER-HISTORY/SOCIAL STUDIES-7052	STRAUB, CYNTHIA	48,901.00	50,440.00
TEACHERS	TEACHER-HISTORY/SOCIAL STUDIES-7052	SULLO, VINCENZO	67,938.00	70,133.00
TEACHERS	TEACHER-HISTORY/SOCIAL STUDIES-7052	TAFT, STEVEN	53,238.00	54,849.00
TEACHERS	TEACHER-HISTORY/SOCIAL STUDIES-7052	VAILLANCOURT, DENA	53,238.00	54,849.00
TEACHERS	TEACHER-HISTORY/SOCIAL STUDIES-7052	VAMVAKIDES, KIRK	70,833.00	73,305.00
TEACHERS	TEACHER-HISTORY/SOCIAL STUDIES-7052	VERCILLO, PAUL	67,710.00	69,894.00
TEACHERS	TEACHER-HISTORY/SOCIAL STUDIES-7052	WERTH, BENJAMIN	53,238.00	54,849.00
TEACHERS	TEACHER-HISTORY/SOCIAL STUDIES-7052	WOLAK, BETH	74,405.00	76,976.00
TEACHERS	TEACHER-HOME ECONOMICS-7040	ABELLI, JACQUELINE	79,462.00	82,700.00
TEACHERS	TEACHER-HOME ECONOMICS-7040	BRADSHAW, NATHANIEL	68,576.00	71,038.00
TEACHERS	TEACHER-HOME ECONOMICS-7040	MCMILLIAN, DEMETRIA	55,840.00	57,451.00
TEACHERS	TEACHER-HOME ECONOMICS-7040	VALUS, JOHN	78,076.00	80,838.00
TEACHERS	TEACHER-IN CHR/SCH. OPERATION-7045	SKIBA, STEPHANIE	73,517.00	76,003.00
TEACHERS	TEACHER-INSTRUC. COACH LITERAC-7037	BERGIN, KRISTA	87,580.00	87,580.00
TEACHERS	TEACHER-INSTRUC. COACH LITERAC-7037	CARINI, REGINA	73,517.00	76,003.00
TEACHERS	TEACHER-INSTRUC. COACH LITERAC-7037	CHOMA, ADRIANNA	67,710.00	69,894.00
TEACHERS	TEACHER-INSTRUC. COACH LITERAC-7037	CIARLEGIO, MARILYN	70,833.00	73,305.00
TEACHERS	TEACHER-INSTRUC. COACH LITERAC-7037	CUTICELLO, CARA	70,594.00	72,817.00
TEACHERS	TEACHER-INSTRUC. COACH LITERAC-7037	DINAN, JENNIFER	89,856.00	89,856.00
TEACHERS	TEACHER-INSTRUC. COACH LITERAC-7037	DOZIER, HILARY	70,833.00	73,305.00
TEACHERS	TEACHER-INSTRUC. COACH LITERAC-7037	GARRISON, JOHANNA	86,076.00	89,856.00
TEACHERS	TEACHER-INSTRUC. COACH LITERAC-7037	GLADCZUK, DANIA	70,833.00	73,305.00
TEACHERS	TEACHER-INSTRUC. COACH LITERAC-7037	KASBARIAN, SHELLEY	70,833.00	73,305.00
TEACHERS	TEACHER-INSTRUC. COACH LITERAC-7037	LEVINE, SARAH	70,833.00	73,305.00
TEACHERS	TEACHER-INSTRUC. COACH LITERAC-7037	LOGAN-KREBEL, EDNA	86,076.00	89,856.00
TEACHERS	TEACHER-INSTRUC. COACH LITERAC-7037	MCNULTY, KAREN	89,856.00	89,856.00
TEACHERS	TEACHER-INSTRUC. COACH LITERAC-7037	O'BRIEN-TRECIOKAS, HEATHER	89,856.00	89,856.00
TEACHERS	TEACHER-INSTRUC. COACH LITERAC-7037	RAO-PITONIAK, ELISA	88,789.00	92,569.00
TEACHERS	TEACHER-INSTRUC. COACH LITERAC-7037	SWEET, ROBYN	89,856.00	89,856.00
TEACHERS	TEACHER-INSTRUC. COACH LITERAC-7037	WALSH, JENNIFER	86,076.00	89,856.00
TEACHERS	TEACHER-INSTRUCT. COACH MATH-7077	ABDUR-RAHMAN, PATRICIA	89,856.00	89,856.00
TEACHERS	TEACHER-INSTRUCT. COACH MATH-7077	ATNES, JESSICA	70,833.00	73,305.00
TEACHERS	TEACHER-INSTRUCT. COACH MATH-7077	BLODGETT, KATHRYN	62,534.00	64,380.00
TEACHERS	TEACHER-INSTRUCT. COACH MATH-7077	BONZ, SAMANTHA	65,703.00	67,876.00
TEACHERS	TEACHER-INSTRUCT. COACH MATH-7077	BROWN, PATRICIA	93,319.00	93,319.00
TEACHERS	TEACHER-INSTRUCT. COACH MATH-7077	CLOSE, KATE	74,405.00	76,976.00
TEACHERS	TEACHER-INSTRUCT. COACH MATH-7077	COE, SHERYL	93,319.00	93,319.00
TEACHERS	TEACHER-INSTRUCT. COACH MATH-7077	CORDAWAY, RICHARD	78,076.00	80,838.00
TEACHERS	TEACHER-INSTRUCT. COACH MATH-7077	DELLA PIETRA, LORI	92,569.00	92,569.00
TEACHERS	TEACHER-INSTRUCT. COACH MATH-7077	DEMSKY, JULIE	70,833.00	73,305.00
TEACHERS	TEACHER-INSTRUCT. COACH MATH-7077	DONOHUE, JOHN	65,080.00	67,238.00
TEACHERS	TEACHER-INSTRUCT. COACH MATH-7077	FRANK, ERIN	74,405.00	76,976.00
TEACHERS	TEACHER-INSTRUCT. COACH MATH-7077	HAYDEN, MARGARET	81,738.00	84,976.00
TEACHERS	TEACHER-INSTRUCT. COACH MATH-7077	HICK, ELIZABETH	88,789.00	92,569.00
TEACHERS	TEACHER-INSTRUCT. COACH MATH-7077	HUGHES, MARGARET	67,710.00	69,894.00
TEACHERS	TEACHER-INSTRUCT. COACH MATH-7077	LORDE, KAREN	67,710.00	69,894.00
TEACHERS	TEACHER-INSTRUCT. COACH MATH-7077	MAGDON LIPHARDT, KATHARINE	70,833.00	73,305.00

*This Staff Roster is reflective of staff who were working in the District for the 2018-2019 school year.

Staff Roster

Class Name	Job Title	Name	Current Salary	2019-2020 Salary
TEACHERS	TEACHER-INSTRUCT. COACH MATH-7077	MAGDON LIPHARDT, KATHARINE	70,833.00	73,305.00
TEACHERS	TEACHER-INSTRUCT. COACH MATH-7077	MARGARY, IRENE	70,833.00	73,305.00
TEACHERS	TEACHER-INSTRUCT. COACH MATH-7077	MAYES, TRACEY	89,856.00	89,856.00
TEACHERS	TEACHER-INSTRUCT. COACH MATH-7077	MILLER, KYLE	70,833.00	73,305.00
TEACHERS	TEACHER-INSTRUCT. COACH MATH-7077	PHILPOT, TRACEY	70,833.00	73,305.00
TEACHERS	TEACHER-INSTRUCT. COACH MATH-7077	PIERSANTI, CONSTANCE	89,856.00	89,856.00
TEACHERS	TEACHER-INSTRUCT. COACH MATH-7077	PIETROSIMONE, LISA	89,856.00	89,856.00
TEACHERS	TEACHER-INSTRUCT. COACH MATH-7077	QUIRK, LORRAINE	89,856.00	89,856.00
TEACHERS	TEACHER-INSTRUCT. COACH MATH-7077	ROBINSON, JOAN	93,319.00	93,319.00
TEACHERS	TEACHER-INSTRUCT. COACH MATH-7077	SALTERS, GEARLENE	79,462.00	82,700.00
TEACHERS	TEACHER-INSTRUCT. COACH MATH-7077	SCHWARTZMAN, MINDY	89,856.00	89,856.00
TEACHERS	TEACHER-INSTRUCT. COACH MATH-7077	SMITH, CREOLA	89,856.00	89,856.00
TEACHERS	TEACHER-INSTRUCT. COACH MATH-7077	SUTHERLAND, COURTNEY	55,529.00	57,269.00
TEACHERS	TEACHER-INSTRUCT. COACH MATH-7077	WHITELEY FOSTER, LINDA	89,856.00	89,856.00
TEACHERS	TEACHER-INSTRUCT. COACH MATH-7077	WILLIAMS, OSCAR	70,833.00	73,305.00
TEACHERS	TEACHER-INSTRUCT. COACH OTHER-7099	FEARON, COLLETTE	84,451.00	87,689.00
TEACHERS	TEACHER-INSTRUCT. COACH OTHER-7099	GANTENBEIN, PATRICIA	89,856.00	89,856.00
TEACHERS	TEACHER-INSTRUCT. COACH OTHER-7099	JOHNSON, SHAWNA	77,103.00	79,689.00
TEACHERS	TEACHER-INSTRUCT. COACH OTHER-7099	KWOLEK, KATARZYNA	65,135.00	67,010.00
TEACHERS	TEACHER-INSTRUCT. COACH OTHER-7099	MIGLIORE, AMY	73,517.00	76,003.00
TEACHERS	TEACHER-INSTRUCT. COACH OTHER-7099	ORTIZ, VIVIANA	74,405.00	76,976.00
TEACHERS	TEACHER-INSTRUCT. COACH OTHER-7099	PASSARELLI, ALEXANDRA	65,135.00	66,438.00
TEACHERS	TEACHER-INSTRUCT. COACH OTHER-7099	SAM, HANNAH	73,517.00	76,003.00
TEACHERS	TEACHER-INTEGRATED LANG. ARTS-7085	APGAR, CAROLINE	65,080.00	67,238.00
TEACHERS	TEACHER-INTEGRATED LANG. ARTS-7085	BEHN, KRISTIN	67,938.00	70,133.00
TEACHERS	TEACHER-INTEGRATED LANG. ARTS-7085	BUELL, SLOANE	60,341.00	62,166.00
TEACHERS	TEACHER-INTEGRATED LANG. ARTS-7085	CANINO, CHERYL	53,642.00	55,240.00
TEACHERS	TEACHER-INTEGRATED LANG. ARTS-7085	CARDOZO, EMILY	70,833.00	73,305.00
TEACHERS	TEACHER-INTEGRATED LANG. ARTS-7085	CARRANO, ERICA	57,723.00	59,469.00
TEACHERS	TEACHER-INTEGRATED LANG. ARTS-7085	CONSTANTINOPLE, FLORENCE	65,135.00	67,010.00
TEACHERS	TEACHER-INTEGRATED LANG. ARTS-7085	COURTNEY, EILEEN	46,708.00	48,246.00
TEACHERS	TEACHER-INTEGRATED LANG. ARTS-7085	CROTEAU, DANIEL	53,256.00	54,909.00
TEACHERS	TEACHER-INTEGRATED LANG. ARTS-7085	GAGLIARDI, PATRICIA	62,713.00	64,485.00
TEACHERS	TEACHER-INTEGRATED LANG. ARTS-7085	GRANGER, TANIESHA	51,040.00	52,638.00
TEACHERS	TEACHER-INTEGRATED LANG. ARTS-7085	GUIDRY, ELISE	48,901.00	50,440.00
TEACHERS	TEACHER-INTEGRATED LANG. ARTS-7085	IANNUCILLI, KAYLA	53,238.00	54,849.00
TEACHERS	TEACHER-INTEGRATED LANG. ARTS-7085	JACKSON, PAULETTE	92,569.00	92,569.00
TEACHERS	TEACHER-INTEGRATED LANG. ARTS-7085	KELLY, CAROL	57,723.00	59,469.00
TEACHERS	TEACHER-INTEGRATED LANG. ARTS-7085	KRAUSS, JASON	77,103.00	79,689.00
TEACHERS	TEACHER-INTEGRATED LANG. ARTS-7085	LAWLESS, DEVIN	51,040.00	52,638.00
TEACHERS	TEACHER-INTEGRATED LANG. ARTS-7085	LESKA, SAMANTHA	55,449.00	57,103.00
TEACHERS	TEACHER-INTEGRATED LANG. ARTS-7085	NAROWSKI, MARY LOU	92,569.00	92,569.00
TEACHERS	TEACHER-INTEGRATED LANG. ARTS-7085	ORRELL, PAUL	57,723.00	59,469.00
TEACHERS	TEACHER-INTEGRATED LANG. ARTS-7085	POTTER, SORAYA	84,451.00	87,689.00
TEACHERS	TEACHER-INTEGRATED LANG. ARTS-7085	RADECKI, JESSICA	53,238.00	54,849.00
TEACHERS	TEACHER-INTEGRATED LANG. ARTS-7085	STEIN, EDEN	81,311.00	83,917.00
TEACHERS	TEACHER-INTEGRATED LANG. ARTS-7085	STREETS, CAROLYN	88,789.00	92,569.00
TEACHERS	TEACHER-INTEGRATED LANG. ARTS-7085	TEAGUE, WHITTNEY	55,449.00	57,103.00
TEACHERS	TEACHER-INTEGRATED LANG. ARTS-7085	VOYTEK, JAMES	53,256.00	54,909.00
TEACHERS	TEACHER-INTEGRATED LANG. ARTS-7085	WAGONER-MORALES, WILLIAM	57,723.00	59,469.00
TEACHERS	TEACHER-INTEGRATED LANG. ARTS-7085	WALKER, JESSICA	67,710.00	69,894.00
TEACHERS	TEACHER-INTEGRATED LANG. ARTS-7085	WARREN, ELIZABETH	89,856.00	89,856.00
TEACHERS	TEACHER-INTEGRATED LANG. ARTS-7085	WILLIAMS, HOWARD	86,076.00	89,856.00
TEACHERS	TEACHER-ITINERANT ELEMENTARY-7090	CICARELLA, DAVID	93,319.00	93,319.00
TEACHERS	TEACHER-ITINERANT TESOL-7107	BARKHATOVA, EKATERINA	74,405.00	76,976.00
TEACHERS	TEACHER-ITINERANT TESOL-7107	BEARDSLEY, ANN	74,405.00	76,976.00
TEACHERS	TEACHER-ITINERANT TESOL-7107	VARGAS, KIOMARILYN	48,846.00	50,445.00
TEACHERS	TEACHER-KDG/GR.1-7101	ADELINO, EMILY	67,938.00	70,133.00
TEACHERS	TEACHER-KDG/GR.1-7101	MCMAHON, KAREN	80,789.00	83,551.00
TEACHERS	TEACHER-KDG/GR.1-7101	O'NEILL, LYNSAY	62,534.00	64,380.00

*This Staff Roster is reflective of staff who were working in the District for the 2018-2019 school year.

Staff Roster

Class Name	Job Title	Name	Current Salary	2019-2020 Salary
TEACHERS	TEACHER-KDG/GR.1-7101	SECONDINO, RACHEL	48,901.00	50,440.00
TEACHERS	TEACHER-KDG/GR.1-7101	WICKWIRE, BARBARA	67,938.00	70,133.00
TEACHERS	TEACHER-KINDERGARTEN-7000	BLINN, EMILY	53,238.00	54,849.00
TEACHERS	TEACHER-KINDERGARTEN-7000	BOYNTON, CAROL	89,856.00	89,856.00
TEACHERS	TEACHER-KINDERGARTEN-7000	CARTER, KATHLEEN	81,738.00	84,976.00
TEACHERS	TEACHER-KINDERGARTEN-7000	DAUGHENBAUGH, GINA	62,534.00	64,380.00
TEACHERS	TEACHER-KINDERGARTEN-7000	DEGIAGOMO, JILLIAN	46,708.00	48,246.00
TEACHERS	TEACHER-KINDERGARTEN-7000	DIXON, LAURA	62,534.00	64,380.00
TEACHERS	TEACHER-KINDERGARTEN-7000	DONROE-SINK, SARAH	74,405.00	76,976.00
TEACHERS	TEACHER-KINDERGARTEN-7000	DRAUSS-MCDANIEL, KATHARINE	67,938.00	70,133.00
TEACHERS	TEACHER-KINDERGARTEN-7000	ESPAILLAT, LUISA	67,938.00	70,133.00
TEACHERS	TEACHER-KINDERGARTEN-7000	FARBER, ANDREA	55,449.00	57,103.00
TEACHERS	TEACHER-KINDERGARTEN-7000	FINNUCAN, CAROL	74,405.00	76,976.00
TEACHERS	TEACHER-KINDERGARTEN-7000	FREEMAN, JOCELYN	48,901.00	50,440.00
TEACHERS	TEACHER-KINDERGARTEN-7000	GIUSTI, KATELYN	60,119.00	61,884.00
TEACHERS	TEACHER-KINDERGARTEN-7000	GRANT, GYNA	60,119.00	61,884.00
TEACHERS	TEACHER-KINDERGARTEN-7000	HABELOW, LESLIE	47,551.00	48,901.00
TEACHERS	TEACHER-KINDERGARTEN-7000	HAMPTON, TAREY	53,238.00	54,849.00
TEACHERS	TEACHER-KINDERGARTEN-7000	HARRINGTON, ALICIA	53,238.00	54,849.00
TEACHERS	TEACHER-KINDERGARTEN-7000	HARRIS, TRACY	86,076.00	89,856.00
TEACHERS	TEACHER-KINDERGARTEN-7000	HERRMANN, DANIELLE	78,076.00	80,838.00
TEACHERS	TEACHER-KINDERGARTEN-7000	HOLZBAR, FRANCES	60,119.00	61,884.00
TEACHERS	TEACHER-KINDERGARTEN-7000	HOSOZAWA-FELDENZER, EIKO	70,833.00	73,305.00
TEACHERS	TEACHER-KINDERGARTEN-7000	JOHNSON, CAROLINE	62,534.00	64,380.00
TEACHERS	TEACHER-KINDERGARTEN-7000	KAYE, JENNIFER	65,080.00	67,238.00
TEACHERS	TEACHER-KINDERGARTEN-7000	KAZAKEWICH, KRISTIN	57,723.00	59,469.00
TEACHERS	TEACHER-KINDERGARTEN-7000	LAGASSE, KARIS	60,119.00	61,884.00
TEACHERS	TEACHER-KINDERGARTEN-7000	LAUDANO, MARISA	48,901.00	50,440.00
TEACHERS	TEACHER-KINDERGARTEN-7000	LAZZARA, BIANCA	48,901.00	50,440.00
TEACHERS	TEACHER-KINDERGARTEN-7000	LONGLEY, TARA	68,576.00	71,038.00
TEACHERS	TEACHER-KINDERGARTEN-7000	LUBANDA, LORENA	70,833.00	73,305.00
TEACHERS	TEACHER-KINDERGARTEN-7000	MANDEL, JENNIFER	81,738.00	84,976.00
TEACHERS	TEACHER-KINDERGARTEN-7000	MCCARTHY, ANNA MARIE	53,238.00	54,849.00
TEACHERS	TEACHER-KINDERGARTEN-7000	MENDOZA-ALONZO, JOSE	51,045.00	52,656.00
TEACHERS	TEACHER-KINDERGARTEN-7000	MITCHELL, JENNA	67,710.00	69,894.00
TEACHERS	TEACHER-KINDERGARTEN-7000	MOORE, MICHELE	59,903.00	61,513.00
TEACHERS	TEACHER-KINDERGARTEN-7000	NAJA, SAMANTHA	48,901.00	50,440.00
TEACHERS	TEACHER-KINDERGARTEN-7000	NATALE, CHRISTINA	46,708.00	48,246.00
TEACHERS	TEACHER-KINDERGARTEN-7000	OJI, ALEXANDER	73,517.00	76,003.00
TEACHERS	TEACHER-KINDERGARTEN-7000	PAULISHEN, MICHELLE	78,076.00	80,838.00
TEACHERS	TEACHER-KINDERGARTEN-7000	PEPE, JANET	70,833.00	73,305.00
TEACHERS	TEACHER-KINDERGARTEN-7000	PILEGGI, MICHELLE	70,833.00	73,305.00
TEACHERS	TEACHER-KINDERGARTEN-7000	PITTMAN, ALLISON	53,238.00	54,849.00
TEACHERS	TEACHER-KINDERGARTEN-7000	PUGLISI, CYNTHIA	70,833.00	73,305.00
TEACHERS	TEACHER-KINDERGARTEN-7000	RASCATI, ERICA	57,723.00	59,469.00
TEACHERS	TEACHER-KINDERGARTEN-7000	RAZNICK, SARA	48,901.00	50,440.00
TEACHERS	TEACHER-KINDERGARTEN-7000	REID, LAUREN	57,723.00	59,469.00
TEACHERS	TEACHER-KINDERGARTEN-7000	REYES, IVETTE	53,256.00	54,909.00
TEACHERS	TEACHER-KINDERGARTEN-7000	RICCITELLI, MARISA	89,856.00	89,856.00
TEACHERS	TEACHER-KINDERGARTEN-7000	ROSA, RUTH	57,723.00	59,469.00
TEACHERS	TEACHER-KINDERGARTEN-7000	ROSARBO, LEANNA	48,901.00	50,440.00
TEACHERS	TEACHER-KINDERGARTEN-7000	ROUTHIER, MELISSA	55,449.00	57,103.00
TEACHERS	TEACHER-KINDERGARTEN-7000	SCHWARTZ, ASHLEY	67,938.00	70,133.00
TEACHERS	TEACHER-KINDERGARTEN-7000	SEWARD, CAROLYN	74,405.00	76,976.00
TEACHERS	TEACHER-KINDERGARTEN-7000	SMITH, KAYLA	46,708.00	48,246.00
TEACHERS	TEACHER-KINDERGARTEN-7000	SPINATO, KATIE	60,119.00	61,884.00
TEACHERS	TEACHER-KINDERGARTEN-7000	STANNARD DONOHUE, MALLARY	57,723.00	59,469.00
TEACHERS	TEACHER-KINDERGARTEN-7000	VANTASSELL-TESTROET, TRESSA	55,449.00	57,103.00
TEACHERS	TEACHER-KINDERGARTEN-7000	WINGREEN, DEBORAH	92,569.00	92,569.00
TEACHERS	TEACHER-KINDERGARTEN-7000	WRIGHT, BETH	70,833.00	73,305.00

*This Staff Roster is reflective of staff who were working in the District for the 2018-2019 school year.

Staff Roster

Class Name	Job Title	Name	Current Salary	2019-2020 Salary
TEACHERS	TEACHER-KINDERGARTEN-7000	WROBEL, SUSAN	62,534.00	64,380.00
TEACHERS	TEACHER-LIB/MEDIA SPECIALIST-7042	AIELLO, EILEEN	73,517.00	76,003.00
TEACHERS	TEACHER-LIB/MEDIA SPECIALIST-7042	BUCKLEY, ARIANA	89,856.00	89,856.00
TEACHERS	TEACHER-LIB/MEDIA SPECIALIST-7042	BUYNAK, SHELLY	78,076.00	80,838.00
TEACHERS	TEACHER-LIB/MEDIA SPECIALIST-7042	CAMPBELL, PAMELA	57,723.00	59,469.00
TEACHERS	TEACHER-LIB/MEDIA SPECIALIST-7042	COOK, ALICIA ANN	68,576.00	71,038.00
TEACHERS	TEACHER-LIB/MEDIA SPECIALIST-7042	CUPOLE, CHARLINE	92,569.00	92,569.00
TEACHERS	TEACHER-LIB/MEDIA SPECIALIST-7042	DAITZMAN, PAULA	92,569.00	92,569.00
TEACHERS	TEACHER-LIB/MEDIA SPECIALIST-7042	HART, ELIZABETH	89,856.00	89,856.00
TEACHERS	TEACHER-LIB/MEDIA SPECIALIST-7042	LAWRENCE, JEANNE	89,856.00	89,856.00
TEACHERS	TEACHER-LIB/MEDIA SPECIALIST-7042	MCMULLEN, MARY	73,517.00	76,003.00
TEACHERS	TEACHER-LIB/MEDIA SPECIALIST-7042	NORWOOD, SUSAN	92,569.00	92,569.00
TEACHERS	TEACHER-LIB/MEDIA SPECIALIST-7042	PIERSON, FRANCES	89,856.00	89,856.00
TEACHERS	TEACHER-LIB/MEDIA SPECIALIST-7042	QUINN, KAREN	70,833.00	73,305.00
TEACHERS	TEACHER-LIB/MEDIA SPECIALIST-7042	QUIRK, JENNIFER	77,103.00	79,689.00
TEACHERS	TEACHER-LIB/MEDIA SPECIALIST-7042	RAFALA, LUCIA	92,569.00	92,569.00
TEACHERS	TEACHER-LIB/MEDIA SPECIALIST-7042	ROGERS, KIM	65,080.00	67,238.00
TEACHERS	TEACHER-LIB/MEDIA SPECIALIST-7042	SEELY, MOLLY	60,324.00	62,063.00
TEACHERS	TEACHER-LIB/MEDIA SPECIALIST-7042	SIRICO, JAMIE	70,833.00	73,305.00
TEACHERS	TEACHER-LIB/MEDIA SPECIALIST-7042	STEELE, RITA	92,569.00	92,569.00
TEACHERS	TEACHER-LIB/MEDIA SPECIALIST-7042	VIRTUE, LYNN	67,938.00	70,133.00
TEACHERS	TEACHER-LIB/MEDIA SPECIALIST-7042	WILSON, MARILYN	89,856.00	89,856.00
TEACHERS	TEACHER-LITERACY COACHING SPEC-7114	ALONZY, AMANDA	88,789.00	92,569.00
TEACHERS	TEACHER-LITERACY COACHING SPEC-7114	CANALORI, LAUREN	89,856.00	89,856.00
TEACHERS	TEACHER-LITERACY COACHING SPEC-7114	DILL, AIMEE	65,080.00	67,238.00
TEACHERS	TEACHER-LITERACY COACHING SPEC-7114	GLYNN, HEATHER	77,103.00	79,689.00
TEACHERS	TEACHER-LITERACY COACHING SPEC-7114	KEITH, SEISHA	89,856.00	89,856.00
TEACHERS	TEACHER-LITERACY COACHING SPEC-7114	KELLY, LYNN	92,569.00	92,569.00
TEACHERS	TEACHER-LITERACY COACHING SPEC-7114	KOZLOWSKI, LORI	73,517.00	76,003.00
TEACHERS	TEACHER-LITERACY COACHING SPEC-7114	LOMBARDI, KAREN	84,451.00	87,689.00
TEACHERS	TEACHER-LITERACY COACHING SPEC-7114	MORGAN, KRISTA	84,451.00	87,689.00
TEACHERS	TEACHER-LITERACY COACHING SPEC-7114	POKLEMBIA MONTESI, AUDREY	92,569.00	92,569.00
TEACHERS	TEACHER-LITERACY COACHING SPEC-7114	PORTO LADORE, DANIELA	88,789.00	92,569.00
TEACHERS	TEACHER-LITERACY COACHING SPEC-7114	SOLLI, MEGHAN	77,103.00	79,689.00
TEACHERS	TEACHER-LITERACY COACHING SPEC-7114	TORELLO, KIMBERLY	77,103.00	79,689.00
TEACHERS	TEACHER-LITERACY COACHING SPEC-7114	VESSICCHIO, LINDA	88,789.00	92,569.00
TEACHERS	TEACHER-LITERACY COACHING SPEC-7114	WELLS-JACKSON, JENNIFER	86,076.00	89,856.00
TEACHERS	TEACHER-MAG.RES.-ART-7120	MICHAUD, ERIN	74,405.00	76,976.00
TEACHERS	TEACHER-MAG.RES.-ELEMENTARY-7117	PETERSON, TRACY	70,833.00	73,305.00
TEACHERS	TEACHER-MAG.RES.-SOC. STUDIES-7115	GAVRIN, MEREDITH	89,856.00	89,856.00
TEACHERS	TEACHER-MAGNET SCH. RESOURCE-7076	AMENTA, SUSAN	70,594.00	72,817.00
TEACHERS	TEACHER-MAGNET SCH. RESOURCE-7076	BENARD, LISA	57,723.00	-
TEACHERS	TEACHER-MAGNET SCH. RESOURCE-7076	BLACK, ELIZABETH	86,076.00	89,856.00
TEACHERS	TEACHER-MAGNET SCH. RESOURCE-7076	BONANNO, JO-ANN	73,517.00	76,003.00
TEACHERS	TEACHER-MAGNET SCH. RESOURCE-7076	CAMPO, CARA	74,405.00	-
TEACHERS	TEACHER-MAGNET SCH. RESOURCE-7076	CATALA, JASON	73,517.00	-
TEACHERS	TEACHER-MAGNET SCH. RESOURCE-7076	COLEMAN, ALICE	84,451.00	87,689.00
TEACHERS	TEACHER-MAGNET SCH. RESOURCE-7076	COSTA, CORTNEY	70,833.00	73,305.00
TEACHERS	TEACHER-MAGNET SCH. RESOURCE-7076	CRISCUOLO, REGINA	89,856.00	89,856.00
TEACHERS	TEACHER-MAGNET SCH. RESOURCE-7076	DIAZ-ORTIZ, ROSALYN	92,569.00	92,569.00
TEACHERS	TEACHER-MAGNET SCH. RESOURCE-7076	EVANS, BREANNA	57,723.00	59,469.00
TEACHERS	TEACHER-MAGNET SCH. RESOURCE-7076	GOODRICH, JUDITH	80,789.00	83,551.00
TEACHERS	TEACHER-MAGNET SCH. RESOURCE-7076	GRANATA-BASSO, ALYSSA	62,534.00	-
TEACHERS	TEACHER-MAGNET SCH. RESOURCE-7076	HICKINSON, FANA	55,449.00	57,103.00
TEACHERS	TEACHER-MAGNET SCH. RESOURCE-7076	KOULOUIROS, EFTYHIA	57,723.00	59,469.00
TEACHERS	TEACHER-MAGNET SCH. RESOURCE-7076	KUSZPA, MICHAEL	57,723.00	59,469.00
TEACHERS	TEACHER-MAGNET SCH. RESOURCE-7076	LEWIS, JOSEPH	87,580.00	87,580.00
TEACHERS	TEACHER-MAGNET SCH. RESOURCE-7076	MADICK, NATHANIEL	55,529.00	57,269.00
TEACHERS	TEACHER-MAGNET SCH. RESOURCE-7076	NEWTON, ASHLEY	67,710.00	69,894.00
TEACHERS	TEACHER-MAGNET SCH. RESOURCE-7076	RAUCCI, VICTORIA	70,833.00	-

*This Staff Roster is reflective of staff who were working in the District for the 2018-2019 school year.

Staff Roster

Class Name	Job Title	Name	Current Salary	2019-2020 Salary
TEACHERS	TEACHER-MAGNET SCH. RESOURCE-7076	RAUCH, TIFFANY	115,924.00	119,262.00
TEACHERS	TEACHER-MAGNET SCH. RESOURCE-7076	ROWAN, LANA	67,938.00	70,133.00
TEACHERS	TEACHER-MAGNET SCH. RESOURCE-7076	RYAN, CARROLL	73,517.00	76,003.00
TEACHERS	TEACHER-MAGNET SCH. RESOURCE-7076	SALAMONE, CATERINA	73,517.00	76,003.00
TEACHERS	TEACHER-MAGNET SCH. RESOURCE-7076	SCOTT, WILLIAM	65,135.00	-
TEACHERS	TEACHER-MAGNET SCH. RESOURCE-7076	SEGAL, MARY	92,569.00	93,319.00
TEACHERS	TEACHER-MAGNET SCH. RESOURCE-7076	SMITH, HOLLY	73,517.00	76,003.00
TEACHERS	TEACHER-MAGNET SCH. RESOURCE-7076	SPRENG, LARISSA	60,324.00	-
TEACHERS	TEACHER-MAGNET SCH. RESOURCE-7076	STRAND, CARI	92,569.00	92,569.00
TEACHERS	TEACHER-MAGNET SCH. RESOURCE-7076	YOUNGMAN, MICHAEL	62,534.00	-
TEACHERS	TEACHER-MARKETING EDUCATION-7063	PURDIE, THERESA	78,076.00	80,838.00
TEACHERS	TEACHER-MATH GRADE 5/8-7067	BARTLING, DONNA	62,534.00	64,380.00
TEACHERS	TEACHER-MATH GRADE 5/8-7067	CLOUGH, RYAN	83,800.00	87,580.00
TEACHERS	TEACHER-MATH GRADE 5/8-7067	COLAVOLPE, BRETT	65,080.00	67,238.00
TEACHERS	TEACHER-MATH GRADE 5/8-7067	COLE, SARA	53,238.00	54,849.00
TEACHERS	TEACHER-MATH GRADE 5/8-7067	COLEMAN, RONALD	60,119.00	61,884.00
TEACHERS	TEACHER-MATH GRADE 5/8-7067	CORBETT, LATESHA	74,405.00	76,976.00
TEACHERS	TEACHER-MATH GRADE 5/8-7067	EVANS, GEORGE	86,076.00	89,856.00
TEACHERS	TEACHER-MATH GRADE 5/8-7067	FERTIG, STEPHEN	74,405.00	76,976.00
TEACHERS	TEACHER-MATH GRADE 5/8-7067	GEORGIA-STEELE, KIMBERLEY	90,606.00	90,606.00
TEACHERS	TEACHER-MATH GRADE 5/8-7067	HAND, PATRICIA	55,449.00	57,103.00
TEACHERS	TEACHER-MATH GRADE 5/8-7067	HILL, JONATHAN	70,833.00	73,305.00
TEACHERS	TEACHER-MATH GRADE 5/8-7067	KENNEDY, JOHN	84,451.00	87,689.00
TEACHERS	TEACHER-MATH GRADE 5/8-7067	LABRADOR, MICHELLE	45,357.00	46,708.00
TEACHERS	TEACHER-MATH GRADE 5/8-7067	NAPOLETANO, TAYLOR	70,833.00	73,305.00
TEACHERS	TEACHER-MATH GRADE 5/8-7067	ONOFRIO, KELSEY	48,846.00	50,445.00
TEACHERS	TEACHER-MATH GRADE 5/8-7067	PHILLIPS, MAXINE	68,576.00	71,038.00
TEACHERS	TEACHER-MATH GRADE 5/8-7067	VAUGHAN, ELIZABETH	46,708.00	48,246.00
TEACHERS	TEACHER-MATHEMATICS-7043	ACETO, LAUREN	55,449.00	57,103.00
TEACHERS	TEACHER-MATHEMATICS-7043	ALVAREZ, HEATHER	67,938.00	70,133.00
TEACHERS	TEACHER-MATHEMATICS-7043	ALWANG, WESLEY	58,051.00	59,704.00
TEACHERS	TEACHER-MATHEMATICS-7043	ANDERSON, SCOTT	48,901.00	50,440.00
TEACHERS	TEACHER-MATHEMATICS-7043	ANGOTTA, KIMBERLY	70,833.00	73,305.00
TEACHERS	TEACHER-MATHEMATICS-7043	AROMOLARAN, SIMISOLA	92,569.00	92,569.00
TEACHERS	TEACHER-MATHEMATICS-7043	AUSTIN, WAYNE	70,833.00	73,305.00
TEACHERS	TEACHER-MATHEMATICS-7043	BARAJAS, VICTOR	89,856.00	89,856.00
TEACHERS	TEACHER-MATHEMATICS-7043	BARBARITO, JAMES	92,569.00	92,569.00
TEACHERS	TEACHER-MATHEMATICS-7043	BARRETT, HEATHER	57,723.00	59,469.00
TEACHERS	TEACHER-MATHEMATICS-7043	BLACKWELL, NIA	48,846.00	50,445.00
TEACHERS	TEACHER-MATHEMATICS-7043	BRIGHT, GWENDOLYN	93,319.00	93,319.00
TEACHERS	TEACHER-MATHEMATICS-7043	BUNDOCK, MATTHEW	48,901.00	50,440.00
TEACHERS	TEACHER-MATHEMATICS-7043	CAMPBELL, MELVIN	48,846.00	50,445.00
TEACHERS	TEACHER-MATHEMATICS-7043	CATALANO, ADAM	81,738.00	84,976.00
TEACHERS	TEACHER-MATHEMATICS-7043	CHAPMAN, SUNHWA	81,738.00	84,976.00
TEACHERS	TEACHER-MATHEMATICS-7043	CHARLES, JEFFREY	62,534.00	64,380.00
TEACHERS	TEACHER-MATHEMATICS-7043	CHAVANNES-GOOSBY, DOROTHY	62,534.00	64,380.00
TEACHERS	TEACHER-MATHEMATICS-7043	CHERNOVETZ, BRADFORD	78,076.00	80,838.00
TEACHERS	TEACHER-MATHEMATICS-7043	COHEN, DOROTHY	51,503.00	53,042.00
TEACHERS	TEACHER-MATHEMATICS-7043	CORNELIUS, JOHN	57,723.00	59,469.00
TEACHERS	TEACHER-MATHEMATICS-7043	CROWLEY, BARBARA	62,713.00	64,485.00
TEACHERS	TEACHER-MATHEMATICS-7043	DAVIS, BARBARA	51,040.00	52,638.00
TEACHERS	TEACHER-MATHEMATICS-7043	DOGANI, THEODORA	55,449.00	57,103.00
TEACHERS	TEACHER-MATHEMATICS-7043	DUGO, DOMENICO	51,045.00	52,656.00
TEACHERS	TEACHER-MATHEMATICS-7043	DUNCAN, LEANNE	83,800.00	87,580.00
TEACHERS	TEACHER-MATHEMATICS-7043	EAR, AMY	57,723.00	59,469.00
TEACHERS	TEACHER-MATHEMATICS-7043	ECONOMOPOULOS, JAMES	51,045.00	52,656.00
TEACHERS	TEACHER-MATHEMATICS-7043	ERTELT, PAMELA	89,856.00	89,856.00
TEACHERS	TEACHER-MATHEMATICS-7043	EVANS, LYNNELL	57,723.00	59,469.00
TEACHERS	TEACHER-MATHEMATICS-7043	FERRANDIZ, ASHLEY	55,449.00	57,103.00
TEACHERS	TEACHER-MATHEMATICS-7043	FORSTROM, AUDRA	83,800.00	87,580.00

*This Staff Roster is reflective of staff who were working in the District for the 2018-2019 school year.

Staff Roster

Class Name	Job Title	Name	Current Salary	2019-2020 Salary
TEACHERS	TEACHER-MATHEMATICS-7043	FRANK, WILLIAM	86,076.00	89,856.00
TEACHERS	TEACHER-MATHEMATICS-7043	FUCHS, KURT	89,856.00	89,856.00
TEACHERS	TEACHER-MATHEMATICS-7043	GOMES, STEPHANIE	70,833.00	73,305.00
TEACHERS	TEACHER-MATHEMATICS-7043	GOSS, JOSHUA	74,740.00	77,004.00
TEACHERS	TEACHER-MATHEMATICS-7043	HAINES, STACY	71,816.00	74,040.00
TEACHERS	TEACHER-MATHEMATICS-7043	JEON, SUNGHEE	60,119.00	61,884.00
TEACHERS	TEACHER-MATHEMATICS-7043	JOHNSON, HORACE	70,833.00	73,305.00
TEACHERS	TEACHER-MATHEMATICS-7043	JONES, ASHLEY	67,938.00	70,133.00
TEACHERS	TEACHER-MATHEMATICS-7043	KAFOGLIS, CHRISTIAN	89,856.00	89,856.00
TEACHERS	TEACHER-MATHEMATICS-7043	KERISON, CHERYL	71,816.00	74,040.00
TEACHERS	TEACHER-MATHEMATICS-7043	KLEINFELD, BARRY	89,856.00	89,856.00
TEACHERS	TEACHER-MATHEMATICS-7043	KOSLOFF, DEBORAH	89,856.00	89,856.00
TEACHERS	TEACHER-MATHEMATICS-7043	KRISAVAGE, VERONICA	70,833.00	73,305.00
TEACHERS	TEACHER-MATHEMATICS-7043	KROOPNECK, MARINA	55,449.00	57,103.00
TEACHERS	TEACHER-MATHEMATICS-7043	LANGLEY, AMY	55,529.00	57,269.00
TEACHERS	TEACHER-MATHEMATICS-7043	LATELLA, ANTHONY	48,846.00	50,445.00
TEACHERS	TEACHER-MATHEMATICS-7043	LAYDON, SEAN	70,833.00	73,305.00
TEACHERS	TEACHER-MATHEMATICS-7043	LEVY, ALISSA	71,816.00	74,040.00
TEACHERS	TEACHER-MATHEMATICS-7043	LIN, AUSTIN	46,708.00	48,246.00
TEACHERS	TEACHER-MATHEMATICS-7043	MALONEY, MARIANNE	96,797.00	96,797.00
TEACHERS	TEACHER-MATHEMATICS-7043	MARSICK, JEFFREY	66,795.00	68,548.00
TEACHERS	TEACHER-MATHEMATICS-7043	MARTONE, MICHAEL	81,738.00	84,976.00
TEACHERS	TEACHER-MATHEMATICS-7043	MATEI-GRYSIAK, PAULA	58,051.00	59,704.00
TEACHERS	TEACHER-MATHEMATICS-7043	MAZZACANE, MICHAEL	89,856.00	89,856.00
TEACHERS	TEACHER-MATHEMATICS-7043	MCDONALD, MICHAEL	51,045.00	52,656.00
TEACHERS	TEACHER-MATHEMATICS-7043	MCKINNEY, WILLIAM	60,119.00	61,884.00
TEACHERS	TEACHER-MATHEMATICS-7043	MILLER, GAIL	60,119.00	61,884.00
TEACHERS	TEACHER-MATHEMATICS-7043	MITCHELL, SUSAN	51,045.00	52,656.00
TEACHERS	TEACHER-MATHEMATICS-7043	MOORE, CHARMELE	74,405.00	76,976.00
TEACHERS	TEACHER-MATHEMATICS-7043	MORRISON, KATHLEEN	57,723.00	59,469.00
TEACHERS	TEACHER-MATHEMATICS-7043	MORTILLO, CARA	83,800.00	87,580.00
TEACHERS	TEACHER-MATHEMATICS-7043	MURAWSKI, CHRISTINE	70,833.00	73,305.00
TEACHERS	TEACHER-MATHEMATICS-7043	NEBOUVAILLO, IRINA	70,833.00	73,305.00
TEACHERS	TEACHER-MATHEMATICS-7043	OLIVER, OCTAVIA	81,738.00	84,976.00
TEACHERS	TEACHER-MATHEMATICS-7043	PADRO, RICKY	81,738.00	84,976.00
TEACHERS	TEACHER-MATHEMATICS-7043	PLAIR, FIAHAYYA	48,901.00	50,440.00
TEACHERS	TEACHER-MATHEMATICS-7043	POLASKI, KRISTINA	51,040.00	52,638.00
TEACHERS	TEACHER-MATHEMATICS-7043	PULLIAM, BENJAMIN	53,238.00	54,849.00
TEACHERS	TEACHER-MATHEMATICS-7043	RAFFONE, SCOTT	87,580.00	87,580.00
TEACHERS	TEACHER-MATHEMATICS-7043	REDEAUX, FRED	74,405.00	76,976.00
TEACHERS	TEACHER-MATHEMATICS-7043	REICHENTHAL, MICHAEL	73,517.00	76,003.00
TEACHERS	TEACHER-MATHEMATICS-7043	RESTREPO, DEJA	53,238.00	54,849.00
TEACHERS	TEACHER-MATHEMATICS-7043	ROMANELLI, JOSEPH	53,238.00	54,849.00
TEACHERS	TEACHER-MATHEMATICS-7043	ROONEY, KATHLEEN	70,833.00	73,305.00
TEACHERS	TEACHER-MATHEMATICS-7043	RUSSO, YIM FONG	47,551.00	48,901.00
TEACHERS	TEACHER-MATHEMATICS-7043	SALANKAR, SARASWATHI	57,723.00	59,469.00
TEACHERS	TEACHER-MATHEMATICS-7043	SHAW, JENNIFER	69,198.00	71,116.00
TEACHERS	TEACHER-MATHEMATICS-7043	SHIPLEY, NOELLE	83,800.00	87,580.00
TEACHERS	TEACHER-MATHEMATICS-7043	SHYAM, APARNA	53,238.00	54,849.00
TEACHERS	TEACHER-MATHEMATICS-7043	SINATRA, NICHOLAS	47,551.00	48,901.00
TEACHERS	TEACHER-MATHEMATICS-7043	SINGLETON, JASMINE	48,846.00	50,445.00
TEACHERS	TEACHER-MATHEMATICS-7043	SMITH, HUNTER	57,723.00	59,469.00
TEACHERS	TEACHER-MATHEMATICS-7043	SOTO-JOHNSON, MARTA	65,135.00	67,010.00
TEACHERS	TEACHER-MATHEMATICS-7043	STEELE, KARA	48,901.00	50,440.00
TEACHERS	TEACHER-MATHEMATICS-7043	SU, ZIHAN	46,708.00	48,246.00
TEACHERS	TEACHER-MATHEMATICS-7043	SULLIVAN, MARY	89,856.00	89,856.00
TEACHERS	TEACHER-MATHEMATICS-7043	TSAI-GOSS, FENG-CHIU	55,840.00	57,451.00
TEACHERS	TEACHER-MATHEMATICS-7043	UPTON, DANIELLE	79,462.00	82,700.00
TEACHERS	TEACHER-MATHEMATICS-7043	VILNAY, NATACHA	86,076.00	89,856.00
TEACHERS	TEACHER-MATHEMATICS-7043	VOLPE, JERRY	74,405.00	76,976.00

**This Staff Roster is reflective of staff who were working in the District for the 2018-2019 school year.*

Staff Roster

Class Name	Job Title	Name	Current Salary	2019-2020 Salary
TEACHERS	TEACHER-MATHEMATICS-7043	WADE, DONNA	89,856.00	89,856.00
TEACHERS	TEACHER-MATHEMATICS-7043	WAJNOWSKI, BREANNA	67,938.00	70,133.00
TEACHERS	TEACHER-MATHEMATICS-7043	WALLACE, CORDELL	55,529.00	57,269.00
TEACHERS	TEACHER-MATHEMATICS-7043	WENTWORTH, JUSTIN	53,238.00	54,849.00
TEACHERS	TEACHER-MUSIC GRADES K-8-7072	ADAMS, ROBERT	93,319.00	93,319.00
TEACHERS	TEACHER-MUSIC GRADES K-8-7072	CANZANELLA, DOREEN	67,938.00	70,133.00
TEACHERS	TEACHER-MUSIC GRADES K-8-7072	CHAN, JENNIFER	60,119.00	61,884.00
TEACHERS	TEACHER-MUSIC GRADES K-8-7072	CHIARELLI, JACLYN	62,866.00	65,003.00
TEACHERS	TEACHER-MUSIC GRADES K-8-7072	DOOLEY, ERIN	74,405.00	76,976.00
TEACHERS	TEACHER-MUSIC GRADES K-8-7072	FASANO, STEVEN	78,076.00	80,838.00
TEACHERS	TEACHER-MUSIC GRADES K-8-7072	FRIED, MATTHEW	62,534.00	64,380.00
TEACHERS	TEACHER-MUSIC GRADES K-8-7072	FRY, CHRISTOPHER	80,789.00	83,551.00
TEACHERS	TEACHER-MUSIC GRADES K-8-7072	GIAMMATTEI, JACQUELYNN	67,938.00	70,133.00
TEACHERS	TEACHER-MUSIC GRADES K-8-7072	GRECO, GILLIAN	57,723.00	59,469.00
TEACHERS	TEACHER-MUSIC GRADES K-8-7072	HOLDER, SALEENA	55,529.00	57,269.00
TEACHERS	TEACHER-MUSIC GRADES K-8-7072	JONES, JEFFREY	81,738.00	84,976.00
TEACHERS	TEACHER-MUSIC GRADES K-8-7072	KERNEY, JENNIE	81,738.00	84,976.00
TEACHERS	TEACHER-MUSIC GRADES K-8-7072	KINSMAN, DANIEL	65,080.00	67,238.00
TEACHERS	TEACHER-MUSIC GRADES K-8-7072	LAWRENCE, CAROL JEAN	86,076.00	89,856.00
TEACHERS	TEACHER-MUSIC GRADES K-8-7072	LYNCH, MONICA	89,856.00	89,856.00
TEACHERS	TEACHER-MUSIC GRADES K-8-7072	MATURI, LINDSAY	80,789.00	83,551.00
TEACHERS	TEACHER-MUSIC GRADES K-8-7072	MAUST, ANDREW	62,534.00	64,380.00
TEACHERS	TEACHER-MUSIC GRADES K-8-7072	MIDZENSKI, MENDY	65,080.00	67,238.00
TEACHERS	TEACHER-MUSIC GRADES K-8-7072	MINNELLA, DAVID	89,856.00	89,856.00
TEACHERS	TEACHER-MUSIC GRADES K-8-7072	ORTIZ, ELISANGELA	70,833.00	73,305.00
TEACHERS	TEACHER-MUSIC GRADES K-8-7072	PIETRORAZIO, JOEL	70,833.00	73,305.00
TEACHERS	TEACHER-MUSIC GRADES K-8-7072	ROSS, MYLES	46,708.00	48,246.00
TEACHERS	TEACHER-MUSIC GRADES K-8-7072	SELMONT, CLAY	68,576.00	71,038.00
TEACHERS	TEACHER-MUSIC GRADES K-8-7072	SHEEHAN, MEAGHAN	80,789.00	83,551.00
TEACHERS	TEACHER-MUSIC GRADES K-8-7072	SMITH, ARON	70,833.00	73,305.00
TEACHERS	TEACHER-MUSIC GRADES K-8-7072	STEWART, DAVID	60,119.00	61,884.00
TEACHERS	TEACHER-MUSIC GRADES K-8-7072	THOMSON, CATHERINE	65,080.00	67,238.00
TEACHERS	TEACHER-MUSIC GRADES K-8-7072	WOODARD, LISA	68,576.00	71,038.00
TEACHERS	TEACHER-MUSIC-7044	ALDERMAN, KENDALL	89,856.00	89,856.00
TEACHERS	TEACHER-MUSIC-7044	ALFRED, HARRIETT	89,856.00	90,606.00
TEACHERS	TEACHER-MUSIC-7044	ANKUDA, MEGAN	70,594.00	72,817.00
TEACHERS	TEACHER-MUSIC-7044	BARNES, JEREMY	62,866.00	65,003.00
TEACHERS	TEACHER-MUSIC-7044	BERRYMAN, JONATHAN	92,569.00	92,569.00
TEACHERS	TEACHER-MUSIC-7044	BLACKMON, JAMINDA	46,708.00	48,246.00
TEACHERS	TEACHER-MUSIC-7044	BOLOGNA, OWEN	47,551.00	48,901.00
TEACHERS	TEACHER-MUSIC-7044	CALDWELL, KENNETH	92,569.00	92,569.00
TEACHERS	TEACHER-MUSIC-7044	CAPOZZI, KEITH	48,901.00	50,440.00
TEACHERS	TEACHER-MUSIC-7044	COLLETTE, JOSEPH	89,856.00	89,856.00
TEACHERS	TEACHER-MUSIC-7044	DI MARIA, NICHOLAS	67,938.00	70,133.00
TEACHERS	TEACHER-MUSIC-7044	DRABIK, NICHOLAS	48,846.00	50,445.00
TEACHERS	TEACHER-MUSIC-7044	JENNETT, MATTHEW	48,901.00	50,440.00
TEACHERS	TEACHER-MUSIC-7044	JIMENEZ-LARA, NATALIE	48,901.00	50,440.00
TEACHERS	TEACHER-MUSIC-7044	LARA, JOSE	48,901.00	50,440.00
TEACHERS	TEACHER-MUSIC-7044	LIPINSKY, JENNIFER	57,919.00	59,691.00
TEACHERS	TEACHER-MUSIC-7044	LUGO, HENRY	58,051.00	59,704.00
TEACHERS	TEACHER-MUSIC-7044	LUPPINO, JULIE	46,708.00	48,246.00
TEACHERS	TEACHER-MUSIC-7044	LYDE, ARICK	46,708.00	48,246.00
TEACHERS	TEACHER-MUSIC-7044	MCCOY, LARRY	73,517.00	76,003.00
TEACHERS	TEACHER-MUSIC-7044	MCGINLEY, MICHAEL	48,901.00	50,440.00
TEACHERS	TEACHER-MUSIC-7044	MILLIKEN, KATELYN	51,040.00	52,638.00
TEACHERS	TEACHER-MUSIC-7044	MURPHY, JOSHUA	48,901.00	50,440.00
TEACHERS	TEACHER-MUSIC-7044	NEUMANN, NICHOLAS	92,569.00	92,569.00
TEACHERS	TEACHER-MUSIC-7044	NIEBELS, MATTHEW	68,576.00	71,038.00
TEACHERS	TEACHER-MUSIC-7044	ROBERSON, MICHAEL	92,569.00	92,569.00
TEACHERS	TEACHER-MUSIC-7044	SMITH, PATRICK	87,580.00	87,580.00

*This Staff Roster is reflective of staff who were working in the District for the 2018-2019 school year.

Staff Roster

Class Name	Job Title	Name	Current Salary	2019-2020 Salary
TEACHERS	TEACHER-MUSIC-7044	STOREY-CARSON, DANIELLE	65,080.00	67,238.00
TEACHERS	TEACHER-MUSIC-7044	ZWART, ANDREW	45,357.00	46,708.00
TEACHERS	TEACHER-PHYS. ED GRADES K-8-7073	ARNOLD, SHARON	89,856.00	89,856.00
TEACHERS	TEACHER-PHYS. ED GRADES K-8-7073	BACHER, JULIE	89,856.00	89,856.00
TEACHERS	TEACHER-PHYS. ED GRADES K-8-7073	BASINI, ELISA	57,723.00	59,469.00
TEACHERS	TEACHER-PHYS. ED GRADES K-8-7073	BOSSE, CHRISTOPHER	70,833.00	73,305.00
TEACHERS	TEACHER-PHYS. ED GRADES K-8-7073	CHRISTLEY, MARVIN	89,856.00	89,856.00
TEACHERS	TEACHER-PHYS. ED GRADES K-8-7073	DENNY, KRYSTLE	53,256.00	54,909.00
TEACHERS	TEACHER-PHYS. ED GRADES K-8-7073	DEPALMA, DAVID	89,856.00	89,856.00
TEACHERS	TEACHER-PHYS. ED GRADES K-8-7073	ESPOSITO, LU-ANN	78,076.00	80,838.00
TEACHERS	TEACHER-PHYS. ED GRADES K-8-7073	GLICKMAN, MARY	67,938.00	70,133.00
TEACHERS	TEACHER-PHYS. ED GRADES K-8-7073	JEFFERSON, VIVIAN	78,076.00	80,838.00
TEACHERS	TEACHER-PHYS. ED GRADES K-8-7073	JOYNER, DALE	92,569.00	92,569.00
TEACHERS	TEACHER-PHYS. ED GRADES K-8-7073	LISCIO, JOHN	55,529.00	57,269.00
TEACHERS	TEACHER-PHYS. ED GRADES K-8-7073	MARQUES, MARCO	57,723.00	59,469.00
TEACHERS	TEACHER-PHYS. ED GRADES K-8-7073	MCGOVERN, PAULA	93,319.00	93,319.00
TEACHERS	TEACHER-PHYS. ED GRADES K-8-7073	MELTZER, MICHELE	73,517.00	76,003.00
TEACHERS	TEACHER-PHYS. ED GRADES K-8-7073	MONGILLO, NICHOLAS	86,076.00	89,856.00
TEACHERS	TEACHER-PHYS. ED GRADES K-8-7073	MONIELLO, CESIDIO	74,405.00	76,976.00
TEACHERS	TEACHER-PHYS. ED GRADES K-8-7073	MORRELL, PAUL	55,529.00	57,269.00
TEACHERS	TEACHER-PHYS. ED GRADES K-8-7073	O'LEARY, ADAM	48,846.00	50,445.00
TEACHERS	TEACHER-PHYS. ED GRADES K-8-7073	PAPPAS, KIMBERLY	55,529.00	57,269.00
TEACHERS	TEACHER-PHYS. ED GRADES K-8-7073	PENNELLA, JEANNE	73,517.00	76,003.00
TEACHERS	TEACHER-PHYS. ED GRADES K-8-7073	POMPANO, RAYMOND	92,569.00	92,569.00
TEACHERS	TEACHER-PHYS. ED GRADES K-8-7073	PORTLEY, SEAN	89,856.00	89,856.00
TEACHERS	TEACHER-PHYS. ED GRADES K-8-7073	RAFFONE, JOSEPH	70,833.00	73,305.00
TEACHERS	TEACHER-PHYS. ED GRADES K-8-7073	RICCITELLI, JAMES	57,723.00	59,469.00
TEACHERS	TEACHER-PHYS. ED GRADES K-8-7073	ROSA, MELISSA	57,723.00	59,469.00
TEACHERS	TEACHER-PHYS. ED GRADES K-8-7073	ROWAN, CHAD	55,529.00	57,269.00
TEACHERS	TEACHER-PHYS. ED GRADES K-8-7073	SIENA, STEPHEN	58,051.00	59,704.00
TEACHERS	TEACHER-PHYS. ED GRADES K-8-7073	STONE, GREGORY	84,451.00	87,689.00
TEACHERS	TEACHER-PHYS. ED GRADES K-8-7073	VARUNES, KRISTIN	55,449.00	57,103.00
TEACHERS	TEACHER-PHYSICAL EDUCATION-7046	ADAMOVICH, JOHN	57,723.00	59,469.00
TEACHERS	TEACHER-PHYSICAL EDUCATION-7046	ALVAREZ, CRISTOBAL	57,723.00	59,469.00
TEACHERS	TEACHER-PHYSICAL EDUCATION-7046	BLASZCZYK- O'SHEA, DARCY	51,045.00	52,656.00
TEACHERS	TEACHER-PHYSICAL EDUCATION-7046	BLAUVELT, PENNY	46,708.00	48,246.00
TEACHERS	TEACHER-PHYSICAL EDUCATION-7046	BUSH, JENNIFER	70,833.00	73,305.00
TEACHERS	TEACHER-PHYSICAL EDUCATION-7046	BUTKOVSKY, MICHAEL	65,703.00	67,876.00
TEACHERS	TEACHER-PHYSICAL EDUCATION-7046	CABALDON, MICHELLE	78,076.00	80,838.00
TEACHERS	TEACHER-PHYSICAL EDUCATION-7046	CARDEN, STEPHEN	51,045.00	52,656.00
TEACHERS	TEACHER-PHYSICAL EDUCATION-7046	CASELLA, ERCOLE	65,080.00	67,238.00
TEACHERS	TEACHER-PHYSICAL EDUCATION-7046	DECROSTA, STEVEN	70,833.00	73,305.00
TEACHERS	TEACHER-PHYSICAL EDUCATION-7046	DEFELICE, MICHAEL	53,256.00	54,909.00
TEACHERS	TEACHER-PHYSICAL EDUCATION-7046	DEMAYO, TRACY	70,833.00	73,305.00
TEACHERS	TEACHER-PHYSICAL EDUCATION-7046	DONOVAN, KENNETH	70,833.00	73,305.00
TEACHERS	TEACHER-PHYSICAL EDUCATION-7046	DYDYN, JOSHUA	53,238.00	54,849.00
TEACHERS	TEACHER-PHYSICAL EDUCATION-7046	FERREIRA, JOSEPH	65,080.00	67,238.00
TEACHERS	TEACHER-PHYSICAL EDUCATION-7046	FESTO, ROBERT	74,405.00	76,976.00
TEACHERS	TEACHER-PHYSICAL EDUCATION-7046	FORTIN, ELIJAH	46,708.00	48,246.00
TEACHERS	TEACHER-PHYSICAL EDUCATION-7046	FRAIOLI, ANTHONY	51,045.00	52,656.00
TEACHERS	TEACHER-PHYSICAL EDUCATION-7046	GACHI, STACEY	73,517.00	76,003.00
TEACHERS	TEACHER-PHYSICAL EDUCATION-7046	GALE, TRAVIS	67,938.00	70,133.00
TEACHERS	TEACHER-PHYSICAL EDUCATION-7046	GAWEL, REBECCA	57,723.00	59,469.00
TEACHERS	TEACHER-PHYSICAL EDUCATION-7046	GIARDINI, MICHAEL	62,534.00	64,380.00
TEACHERS	TEACHER-PHYSICAL EDUCATION-7046	LEFORT, MARC	53,256.00	54,909.00
TEACHERS	TEACHER-PHYSICAL EDUCATION-7046	LUPOLI, CARL	62,866.00	65,003.00
TEACHERS	TEACHER-PHYSICAL EDUCATION-7046	MALCOLM, HANNAH	46,708.00	48,246.00
TEACHERS	TEACHER-PHYSICAL EDUCATION-7046	MALFITANI, CATHERINE	67,938.00	70,133.00
TEACHERS	TEACHER-PHYSICAL EDUCATION-7046	MARATEA, MICHAEL	53,238.00	54,849.00
TEACHERS	TEACHER-PHYSICAL EDUCATION-7046	MARONE, ROBERT	68,576.00	71,038.00

*This Staff Roster is reflective of staff who were working in the District for the 2018-2019 school year.

Staff Roster

Class Name	Job Title	Name	Current Salary	2019-2020 Salary
TEACHERS	TEACHER-PHYSICAL EDUCATION-7046	MAYBERRY, SHANNA	70,833.00	73,305.00
TEACHERS	TEACHER-PHYSICAL EDUCATION-7046	MILLER, HEATHER	70,833.00	73,305.00
TEACHERS	TEACHER-PHYSICAL EDUCATION-7046	MITCHELL, SETH	67,938.00	70,133.00
TEACHERS	TEACHER-PHYSICAL EDUCATION-7046	MORALES, CHRISTINA	51,040.00	52,638.00
TEACHERS	TEACHER-PHYSICAL EDUCATION-7046	NATLO, RICHARD	67,938.00	70,133.00
TEACHERS	TEACHER-PHYSICAL EDUCATION-7046	ORTIZ, ISMAEL	48,846.00	50,445.00
TEACHERS	TEACHER-PHYSICAL EDUCATION-7046	PARISI, ANTHONY	67,710.00	69,894.00
TEACHERS	TEACHER-PHYSICAL EDUCATION-7046	PASCUZZO, MATTHEW	51,045.00	52,656.00
TEACHERS	TEACHER-PHYSICAL EDUCATION-7046	PEPE, FRANK	90,606.00	90,606.00
TEACHERS	TEACHER-PHYSICAL EDUCATION-7046	PISCITELLI, MICHAEL	55,529.00	57,269.00
TEACHERS	TEACHER-PHYSICAL EDUCATION-7046	ROBERTS, CHRISTOPHER	57,723.00	59,469.00
TEACHERS	TEACHER-PHYSICAL EDUCATION-7046	ROSENFELD, KACEY	78,076.00	80,838.00
TEACHERS	TEACHER-PHYSICAL EDUCATION-7046	SAHIN, NAA LOMOLEY	45,357.00	46,708.00
TEACHERS	TEACHER-PHYSICAL EDUCATION-7046	SANDERSON, JOHN	70,833.00	73,305.00
TEACHERS	TEACHER-PHYSICAL EDUCATION-7046	SPADAFINA, AMBER	70,833.00	73,305.00
TEACHERS	TEACHER-PHYSICAL EDUCATION-7046	TAFUTO, DOMONIC	70,833.00	73,305.00
TEACHERS	TEACHER-PHYSICAL EDUCATION-7046	TRIFONE, CHRISTOPHER	53,238.00	54,849.00
TEACHERS	TEACHER-PHYSICAL EDUCATION-7046	VIDEIRA-DICOCCO, BONNIE	55,449.00	57,103.00
TEACHERS	TEACHER-PHYSICAL EDUCATION-7046	VOELKER, ROBERT	62,534.00	64,380.00
TEACHERS	TEACHER-PHYSICAL EDUCATION-7046	WEEKS, EDWARD	53,256.00	54,909.00
TEACHERS	TEACHER-PHYSICAL EDUCATION-7046	WILLIAMS, DENISHA	67,938.00	70,133.00
TEACHERS	TEACHER-PHYSICAL EDUCATION-7046	WINOSKI, SUZANNE	51,045.00	52,656.00
TEACHERS	TEACHER-PHYSICAL EDUCATION-7046	WOOD, JOHN	55,529.00	57,269.00
TEACHERS	TEACHER-PRE K/SP.ED.-7092	BIRO, KATHERINE	60,119.00	61,884.00
TEACHERS	TEACHER-PRE K/SP.ED.-7092	BOGART, MALLORY	53,238.00	54,849.00
TEACHERS	TEACHER-PRE K/SP.ED.-7092	CRAIG, VICTORIA	48,846.00	50,445.00
TEACHERS	TEACHER-PRE K/SP.ED.-7092	DOOLITTLE, HANNAH	48,901.00	50,440.00
TEACHERS	TEACHER-PRE K/SP.ED.-7092	GOGLIA, DONNA	77,103.00	79,689.00
TEACHERS	TEACHER-PRE K/SP.ED.-7092	O'DONNELL-MOSS, KATHLEEN	90,606.00	90,606.00
TEACHERS	TEACHER-PRE K/SP.ED.-7092	REICHBART, PAMELA	81,738.00	84,976.00
TEACHERS	TEACHER-PRE K/SP.ED.-7092	SELF, BARBARA	93,319.00	93,319.00
TEACHERS	TEACHER-PRE K-4-7104	BERNARDO, MICHELE	48,901.00	50,440.00
TEACHERS	TEACHER-PRE K-4-7104	MALDONADO, ALYSSA	55,449.00	57,103.00
TEACHERS	TEACHER-PRE K-4-7104	WARD, JASON	78,076.00	80,838.00
TEACHERS	TEACHER-PRE-K-7080	AJELLO, CASEY	57,723.00	59,469.00
TEACHERS	TEACHER-PRE-K-7080	ANNINO, ANGELA	74,405.00	76,976.00
TEACHERS	TEACHER-PRE-K-7080	BARKIN, KATHY	74,405.00	76,976.00
TEACHERS	TEACHER-PRE-K-7080	BRYANT, MIMI	70,833.00	73,305.00
TEACHERS	TEACHER-PRE-K-7080	BURGER, ALLISON	55,529.00	57,269.00
TEACHERS	TEACHER-PRE-K-7080	CAPPELLA, LORRAINE	89,856.00	89,856.00
TEACHERS	TEACHER-PRE-K-7080	CONCAS, MONICA	53,238.00	54,849.00
TEACHERS	TEACHER-PRE-K-7080	DENAPLES, KATHERINE	57,723.00	59,469.00
TEACHERS	TEACHER-PRE-K-7080	EDWARDS, PATRICE	89,856.00	90,606.00
TEACHERS	TEACHER-PRE-K-7080	ENG-SZETO, IVY	84,451.00	87,689.00
TEACHERS	TEACHER-PRE-K-7080	ERRICO, PATRICE	89,856.00	89,856.00
TEACHERS	TEACHER-PRE-K-7080	FRANCO, ELIZABETH	74,405.00	76,976.00
TEACHERS	TEACHER-PRE-K-7080	FRETTS, JENNIFER	67,710.00	69,894.00
TEACHERS	TEACHER-PRE-K-7080	FUENTES, JOCELYN	53,256.00	54,909.00
TEACHERS	TEACHER-PRE-K-7080	GARCIA, JONNIE	60,119.00	61,884.00
TEACHERS	TEACHER-PRE-K-7080	GARDNER-KENNEDY, CAROLYN	53,256.00	54,909.00
TEACHERS	TEACHER-PRE-K-7080	GERE, AMANDA	57,919.00	59,691.00
TEACHERS	TEACHER-PRE-K-7080	GIBBS, MONIQUE	89,856.00	89,856.00
TEACHERS	TEACHER-PRE-K-7080	GRAVES, JENNIFER	57,723.00	59,469.00
TEACHERS	TEACHER-PRE-K-7080	HANOCK, LUCIA	51,040.00	52,638.00
TEACHERS	TEACHER-PRE-K-7080	HAYES, SYLVIA	93,319.00	93,319.00
TEACHERS	TEACHER-PRE-K-7080	HELLYAR, MARYELLEN	78,076.00	80,838.00
TEACHERS	TEACHER-PRE-K-7080	IOVANNE, SUZANNE	89,856.00	89,856.00
TEACHERS	TEACHER-PRE-K-7080	LATHROP, PAULA	89,856.00	89,856.00
TEACHERS	TEACHER-PRE-K-7080	LEBLANC, BARBARA	92,569.00	92,569.00
TEACHERS	TEACHER-PRE-K-7080	LEWIS, TAYLOR	57,919.00	59,691.00

**This Staff Roster is reflective of staff who were working in the District for the 2018-2019 school year.*

Staff Roster

Class Name	Job Title	Name	Current Salary	2019-2020 Salary
TEACHERS	TEACHER-PRE-K-7080	LIMAURO, JANE	74,405.00	76,976.00
TEACHERS	TEACHER-PRE-K-7080	LINDLEY, BETH	89,856.00	89,856.00
TEACHERS	TEACHER-PRE-K-7080	LINEBARGER, MARYANN	48,846.00	50,445.00
TEACHERS	TEACHER-PRE-K-7080	LOCKWOOD, ALYSSA	87,580.00	87,580.00
TEACHERS	TEACHER-PRE-K-7080	LOMBARDI, MARISA	70,833.00	73,305.00
TEACHERS	TEACHER-PRE-K-7080	MALDONADO, NICOLE	67,938.00	70,133.00
TEACHERS	TEACHER-PRE-K-7080	MAROTTOLO, LYNN	74,405.00	76,976.00
TEACHERS	TEACHER-PRE-K-7080	MCCORMACK, CHRISTINA	48,901.00	50,440.00
TEACHERS	TEACHER-PRE-K-7080	PARKER, COMFORT	57,723.00	59,469.00
TEACHERS	TEACHER-PRE-K-7080	PARKS, RACHAEL	53,256.00	54,909.00
TEACHERS	TEACHER-PRE-K-7080	PERUSO, ALLISON	70,833.00	73,305.00
TEACHERS	TEACHER-PRE-K-7080	PROESTAKES, KORE	57,723.00	59,469.00
TEACHERS	TEACHER-PRE-K-7080	RASPARDO, RENEE	67,938.00	70,133.00
TEACHERS	TEACHER-PRE-K-7080	REED, MYCKHIA	53,256.00	54,909.00
TEACHERS	TEACHER-PRE-K-7080	ROSA, MYRNA	90,606.00	90,606.00
TEACHERS	TEACHER-PRE-K-7080	SANDS, KRISTINA	57,723.00	59,469.00
TEACHERS	TEACHER-PRE-K-7080	SINKO-PETERMAN, JULIA	89,856.00	90,606.00
TEACHERS	TEACHER-PRE-K-7080	SMITH, SHERI	68,576.00	71,038.00
TEACHERS	TEACHER-PRE-K-7080	SULLIVAN, BRENDA	53,256.00	54,909.00
TEACHERS	TEACHER-PRE-K-7080	TRAPANI, ANGELICA	67,938.00	70,133.00
TEACHERS	TEACHER-PRE-K-7080	VAZQUEZ, JACLYN	65,135.00	67,010.00
TEACHERS	TEACHER-PRE-K-7080	VESSICCHIO, TORI	53,238.00	54,849.00
TEACHERS	TEACHER-PRE-K-7080	WOOLERY, MARSHA	62,534.00	64,380.00
TEACHERS	TEACHER-PRE-SCHOOL-7086	ZITO, DANIELLE	70,833.00	73,305.00
TEACHERS	TEACHER-PRIMGUIDE T. ELM MONT.-7123	BRENES, MICHELLE	70,833.00	72,250.00
TEACHERS	TEACHER-PRIMGUIDE T. ELM MONT.-7123	BURGETT-LEUTNER, JESSICA	48,901.00	50,440.00
TEACHERS	TEACHER-PRIMGUIDE T. ELM MONT.-7123	CLARK, SUSAN	79,462.00	82,700.00
TEACHERS	TEACHER-PRIMGUIDE T. ELM MONT.-7123	IYILIKCI, NESLIN	53,238.00	54,849.00
TEACHERS	TEACHER-PRIMGUIDE T. ELM MONT.-7123	LEGER, FRANCOISE	57,723.00	59,469.00
TEACHERS	TEACHER-PRIMGUIDE T. ELM MONT.-7123	RICHARDS, JENNIFER	81,738.00	84,976.00
TEACHERS	TEACHER-PRIMGUIDE T. ELM MONT.-7123	ROSEN-BUELL, JOELLE	51,040.00	52,638.00
TEACHERS	TEACHER-PRIMGUIDE T. ELM MONT.-7123	SUBRAMANIAN, RAMYA	67,710.00	69,894.00
TEACHERS	TEACHER-READ 180-7098	BARROS, ANDREA	86,076.00	89,856.00
TEACHERS	TEACHER-READ 180-7098	CURRY, COLLEEN	57,723.00	59,469.00
TEACHERS	TEACHER-READ 180-7098	DUNNE, CYNTHIA	81,738.00	84,976.00
TEACHERS	TEACHER-READ 180-7098	GALEMB, BECKY	70,833.00	73,305.00
TEACHERS	TEACHER-READ 180-7098	LEACH, JUDITH	89,856.00	89,856.00
TEACHERS	TEACHER-READ 180-7098	LUCK, RHONDA	74,405.00	76,976.00
TEACHERS	TEACHER-READ 180-7098	LUKE, MARGARET	60,119.00	61,884.00
TEACHERS	TEACHER-READ 180-7098	MAJEED, FERAS	53,238.00	54,849.00
TEACHERS	TEACHER-READ 180-7098	MARSHALL, LAURA	74,405.00	76,976.00
TEACHERS	TEACHER-READ 180-7098	ROSENBLOOM, ALICIA	62,534.00	64,380.00
TEACHERS	TEACHER-READ 180-7098	TONGE, PAMELA	93,319.00	93,319.00
TEACHERS	TEACHER-READ 180-7098	WALSH, JESSICA	81,738.00	84,976.00
TEACHERS	TEACHER-READING-7047	ALBANESE, NICOLE	65,135.00	67,010.00
TEACHERS	TEACHER-READING-7047	ALGILANI, GINA	78,076.00	80,838.00
TEACHERS	TEACHER-READING-7047	CHRISTONI, MANDI	65,080.00	67,238.00
TEACHERS	TEACHER-READING-7047	DRURY, JENNIFER	78,076.00	80,838.00
TEACHERS	TEACHER-READING-7047	GARON, PAULA	60,119.00	61,884.00
TEACHERS	TEACHER-READING-7047	HEENAN, PATRICK	81,738.00	84,976.00
TEACHERS	TEACHER-READING-7047	MARSHALL, DELORES	90,606.00	90,606.00
TEACHERS	TEACHER-READING-7047	MASON, KACEY	67,938.00	70,133.00
TEACHERS	TEACHER-READING-7047	MELTON, ERICKA	65,080.00	67,238.00
TEACHERS	TEACHER-READING-7047	MONTONE, TINA	74,405.00	76,976.00
TEACHERS	TEACHER-READING-7047	PUKLIN, LUCIA	86,076.00	89,856.00
TEACHERS	TEACHER-READING-7047	ROSENGRANT, ELISE	67,938.00	70,133.00
TEACHERS	TEACHER-REMEDIATION RDG/LANG ARTS-7079	PONZIO, PASQUALE	78,076.00	80,838.00
TEACHERS	TEACHER-SCHOOL PSYCHOLOGIST-7048	ALVAREZ, SARAH	55,840.00	57,451.00
TEACHERS	TEACHER-SCHOOL PSYCHOLOGIST-7048	APONTE, EDWIN	80,789.00	83,551.00
TEACHERS	TEACHER-SCHOOL PSYCHOLOGIST-7048	BAKER, RENEE	73,517.00	76,003.00

*This Staff Roster is reflective of staff who were working in the District for the 2018-2019 school year.

Staff Roster

Class Name	Job Title	Name	Current Salary	2019-2020 Salary
TEACHERS	TEACHER-SCHOOL PSYCHOLOGIST-7048	BERRIOS BURGOS, JENNIFER	58,051.00	59,704.00
TEACHERS	TEACHER-SCHOOL PSYCHOLOGIST-7048	BORTUGNO, MATTHEW	55,840.00	57,451.00
TEACHERS	TEACHER-SCHOOL PSYCHOLOGIST-7048	BROWN, AISHA	51,503.00	53,042.00
TEACHERS	TEACHER-SCHOOL PSYCHOLOGIST-7048	CATALANO, ADA	58,051.00	59,704.00
TEACHERS	TEACHER-SCHOOL PSYCHOLOGIST-7048	DE MORRO, JAMES	65,135.00	67,010.00
TEACHERS	TEACHER-SCHOOL PSYCHOLOGIST-7048	FRANKLIN, STEVEN	85,017.00	87,779.00
TEACHERS	TEACHER-SCHOOL PSYCHOLOGIST-7048	GARCIA, JESENIA	60,324.00	62,063.00
TEACHERS	TEACHER-SCHOOL PSYCHOLOGIST-7048	HOLLOWAY, MONIQUE	70,594.00	72,817.00
TEACHERS	TEACHER-SCHOOL PSYCHOLOGIST-7048	HONIG, ELAINE	50,151.00	51,503.00
TEACHERS	TEACHER-SCHOOL PSYCHOLOGIST-7048	JOLON, SANDY	53,642.00	55,240.00
TEACHERS	TEACHER-SCHOOL PSYCHOLOGIST-7048	KOVERMAN, ELANA	92,569.00	92,569.00
TEACHERS	TEACHER-SCHOOL PSYCHOLOGIST-7048	LAREAU, LISA	73,517.00	76,003.00
TEACHERS	TEACHER-SCHOOL PSYCHOLOGIST-7048	LATKA, CHRISTOPHER	73,517.00	76,003.00
TEACHERS	TEACHER-SCHOOL PSYCHOLOGIST-7048	LEGERE, CARL	93,319.00	93,319.00
TEACHERS	TEACHER-SCHOOL PSYCHOLOGIST-7048	LOWELL, JEFFREY	96,797.00	96,797.00
TEACHERS	TEACHER-SCHOOL PSYCHOLOGIST-7048	LYNCH, KRISHNA	53,642.00	55,240.00
TEACHERS	TEACHER-SCHOOL PSYCHOLOGIST-7048	MASE, TRICIA	66,795.00	68,548.00
TEACHERS	TEACHER-SCHOOL PSYCHOLOGIST-7048	MELILLO, KATHERINE	67,710.00	69,894.00
TEACHERS	TEACHER-SCHOOL PSYCHOLOGIST-7048	MONDESIR, SARDO	67,710.00	69,894.00
TEACHERS	TEACHER-SCHOOL PSYCHOLOGIST-7048	PEREYRA-DAVIS, ALLYSON	67,710.00	69,894.00
TEACHERS	TEACHER-SCHOOL PSYCHOLOGIST-7048	RIOS-ROLDAN, JOHANNA	51,503.00	53,042.00
TEACHERS	TEACHER-SCHOOL PSYCHOLOGIST-7048	SAX, DAVID	64,388.00	66,145.00
TEACHERS	TEACHER-SCHOOL PSYCHOLOGIST-7048	SECO, DANIELLE	60,324.00	62,063.00
TEACHERS	TEACHER-SCHOOL PSYCHOLOGIST-7048	SKEEN GREGORY, MELANIE	55,840.00	57,451.00
TEACHERS	TEACHER-SCHOOL PSYCHOLOGIST-7048	WALSKY, SHARON	70,594.00	72,817.00
TEACHERS	TEACHER-SCHOOL SOCIAL WORKER-7049	ABDULRAHIM, KHALILAH	51,503.00	53,042.00
TEACHERS	TEACHER-SCHOOL SOCIAL WORKER-7049	ADJEPONG, JULIANA	67,710.00	69,894.00
TEACHERS	TEACHER-SCHOOL SOCIAL WORKER-7049	AGOSTO, LISSETTE	60,324.00	62,063.00
TEACHERS	TEACHER-SCHOOL SOCIAL WORKER-7049	ALDOPHE, CRYSTAL	47,551.00	48,901.00
TEACHERS	TEACHER-SCHOOL SOCIAL WORKER-7049	ALMONTE, JULISSA	84,451.00	87,689.00
TEACHERS	TEACHER-SCHOOL SOCIAL WORKER-7049	ARIYAN-OMERAGIC, TIFFANY	84,451.00	87,689.00
TEACHERS	TEACHER-SCHOOL SOCIAL WORKER-7049	BADILLO, ANTOINETTE	50,151.00	51,503.00
TEACHERS	TEACHER-SCHOOL SOCIAL WORKER-7049	BARNETT, AMANDA	55,840.00	57,451.00
TEACHERS	TEACHER-SCHOOL SOCIAL WORKER-7049	BINION, OMayRA	74,405.00	76,976.00
TEACHERS	TEACHER-SCHOOL SOCIAL WORKER-7049	BRADLEY, YVONNE	88,789.00	92,569.00
TEACHERS	TEACHER-SCHOOL SOCIAL WORKER-7049	BRIGHT, ERICA	58,051.00	59,704.00
TEACHERS	TEACHER-SCHOOL SOCIAL WORKER-7049	CARBONELLI, SU-LIN	77,103.00	79,689.00
TEACHERS	TEACHER-SCHOOL SOCIAL WORKER-7049	CHAMPION, SHAVELLE	55,840.00	57,451.00
TEACHERS	TEACHER-SCHOOL SOCIAL WORKER-7049	CLERMONT, BRUINILDA	77,103.00	79,689.00
TEACHERS	TEACHER-SCHOOL SOCIAL WORKER-7049	CONNERY, PATRICIA	88,789.00	92,569.00
TEACHERS	TEACHER-SCHOOL SOCIAL WORKER-7049	DONROE, ADAM	80,789.00	83,551.00
TEACHERS	TEACHER-SCHOOL SOCIAL WORKER-7049	DRUM, ERIN	70,594.00	72,817.00
TEACHERS	TEACHER-SCHOOL SOCIAL WORKER-7049	DUMARK, NANCY	92,569.00	92,569.00
TEACHERS	TEACHER-SCHOOL SOCIAL WORKER-7049	FILPO, MACIEL	58,051.00	59,704.00
TEACHERS	TEACHER-SCHOOL SOCIAL WORKER-7049	HARDY, VALERIE	80,789.00	83,551.00
TEACHERS	TEACHER-SCHOOL SOCIAL WORKER-7049	HENRY-GREENE, DONNA	92,569.00	92,569.00
TEACHERS	TEACHER-SCHOOL SOCIAL WORKER-7049	HIGGINSON, KATELYNN	51,503.00	53,042.00
TEACHERS	TEACHER-SCHOOL SOCIAL WORKER-7049	HILL, NANCY	92,569.00	92,569.00
TEACHERS	TEACHER-SCHOOL SOCIAL WORKER-7049	HOFF, JANELLE	58,051.00	59,704.00
TEACHERS	TEACHER-SCHOOL SOCIAL WORKER-7049	KANHAI, SHERITA	62,713.00	64,485.00
TEACHERS	TEACHER-SCHOOL SOCIAL WORKER-7049	LANGLOIS, JENNIFER	55,449.00	57,103.00
TEACHERS	TEACHER-SCHOOL SOCIAL WORKER-7049	MALLOY, JAMECA	65,135.00	67,010.00
TEACHERS	TEACHER-SCHOOL SOCIAL WORKER-7049	MARTIN, KARI	92,569.00	92,569.00
TEACHERS	TEACHER-SCHOOL SOCIAL WORKER-7049	MCEACHERN, LAUREN	60,324.00	62,063.00
TEACHERS	TEACHER-SCHOOL SOCIAL WORKER-7049	MCFADDEN, TANGEL	60,324.00	62,063.00
TEACHERS	TEACHER-SCHOOL SOCIAL WORKER-7049	MENTA, COLBY	62,534.00	64,380.00
TEACHERS	TEACHER-SCHOOL SOCIAL WORKER-7049	MYERS, DYAMOND	55,840.00	57,451.00
TEACHERS	TEACHER-SCHOOL SOCIAL WORKER-7049	ONOFRIO, ALISON	60,324.00	62,063.00
TEACHERS	TEACHER-SCHOOL SOCIAL WORKER-7049	ORTIZ, DIANE	92,569.00	92,569.00
TEACHERS	TEACHER-SCHOOL SOCIAL WORKER-7049	OSEI HOLDEN, NIKKINA	92,569.00	92,569.00

*This Staff Roster is reflective of staff who were working in the District for the 2018-2019 school year.

Staff Roster

Class Name	Job Title	Name	Current	2019-2020
			Salary	Salary
TEACHERS	TEACHER-SCHOOL SOCIAL WORKER-7049	OWENS, YAHAIRA	50,151.00	51,503.00
TEACHERS	TEACHER-SCHOOL SOCIAL WORKER-7049	PEARCE, RYKI	62,713.00	64,485.00
TEACHERS	TEACHER-SCHOOL SOCIAL WORKER-7049	PENTA, KRISTEN	70,594.00	72,817.00
TEACHERS	TEACHER-SCHOOL SOCIAL WORKER-7049	PEREZ, PATRICIA	67,710.00	69,894.00
TEACHERS	TEACHER-SCHOOL SOCIAL WORKER-7049	PEREZ-VEGA, JESSICA	60,324.00	62,063.00
TEACHERS	TEACHER-SCHOOL SOCIAL WORKER-7049	RAMOS, MELBA	77,103.00	79,689.00
TEACHERS	TEACHER-SCHOOL SOCIAL WORKER-7049	ROBINSON-THORPE, CLAUDETTE	84,451.00	87,689.00
TEACHERS	TEACHER-SCHOOL SOCIAL WORKER-7049	RODRIGUEZ, OLGA	93,319.00	93,319.00
TEACHERS	TEACHER-SCHOOL SOCIAL WORKER-7049	SANGARE, RAMATOU	55,840.00	57,451.00
TEACHERS	TEACHER-SCHOOL SOCIAL WORKER-7049	SHUMWAY-MARINO, AUBREY	53,642.00	55,240.00
TEACHERS	TEACHER-SCHOOL SOCIAL WORKER-7049	SIKORSKY, CRISTINA	65,135.00	67,010.00
TEACHERS	TEACHER-SCHOOL SOCIAL WORKER-7049	SOTO, ANA	60,324.00	62,063.00
TEACHERS	TEACHER-SCHOOL SOCIAL WORKER-7049	TAYLOR, ALICIA	55,840.00	57,451.00
TEACHERS	TEACHER-SCHOOL SOCIAL WORKER-7049	VARGAS-THOMAS, ROSA	92,569.00	92,569.00
TEACHERS	TEACHER-SCHOOL SOCIAL WORKER-7049	WALKER, SANDRA	93,319.00	93,319.00
TEACHERS	TEACHER-SCHOOL SOCIAL WORKER-7049	WELLS, TAMARA	70,594.00	72,817.00
TEACHERS	TEACHER-SCHOOL SOCIAL WORKER-7049	WESTEFELD, DIANA	80,789.00	83,551.00
TEACHERS	TEACHER-SCHOOL SOCIAL WORKER-7049	WILLIS, STEPHANIE	92,569.00	92,569.00
TEACHERS	TEACHER-SCIENCE GRADES 5/8-7066	BAKER, KELLY	70,833.00	73,305.00
TEACHERS	TEACHER-SCIENCE GRADES 5/8-7066	BAXTER, EMILY	57,723.00	59,469.00
TEACHERS	TEACHER-SCIENCE GRADES 5/8-7066	BLACKWOOD, BETHANY	77,103.00	79,689.00
TEACHERS	TEACHER-SCIENCE GRADES 5/8-7066	BOUTIN, SUZETTE	65,080.00	67,238.00
TEACHERS	TEACHER-SCIENCE GRADES 5/8-7066	CLAYTON, VANESSA	87,580.00	87,580.00
TEACHERS	TEACHER-SCIENCE GRADES 5/8-7066	COUCEIRO, SABRINA	48,901.00	50,440.00
TEACHERS	TEACHER-SCIENCE GRADES 5/8-7066	DAVIS, SHEILA	55,449.00	57,103.00
TEACHERS	TEACHER-SCIENCE GRADES 5/8-7066	FARRELL, JESSICA	48,846.00	50,445.00
TEACHERS	TEACHER-SCIENCE GRADES 5/8-7066	GALLAGHER, EVELYN	86,076.00	89,856.00
TEACHERS	TEACHER-SCIENCE GRADES 5/8-7066	JONES, DOUGLAS	89,856.00	89,856.00
TEACHERS	TEACHER-SCIENCE GRADES 5/8-7066	LAGGIS, AMY	65,080.00	67,238.00
TEACHERS	TEACHER-SCIENCE GRADES 5/8-7066	MERRITT, THOMAS	92,569.00	92,569.00
TEACHERS	TEACHER-SCIENCE GRADES 5/8-7066	PIRES, LISA	92,569.00	92,569.00
TEACHERS	TEACHER-SCIENCE GRADES 5/8-7066	ROGERS, PHILLIP	81,738.00	84,976.00
TEACHERS	TEACHER-SCIENCE GRADES 5/8-7066	RUSHWORTH, ROGER	79,462.00	82,700.00
TEACHERS	TEACHER-SCIENCE GRADES 5/8-7066	TAYLOR, TINA	74,405.00	76,976.00
TEACHERS	TEACHER-SCIENCE GRADES 5/8-7066	TOOTHAKER, HEATHER	67,938.00	70,133.00
TEACHERS	TEACHER-SCIENCE GRADES 5/8-7066	WOLTKE, KARINA	70,833.00	73,305.00
TEACHERS	TEACHER-SCIENCE-7050	ABDEL-JALIL, HAIFA	73,517.00	76,003.00
TEACHERS	TEACHER-SCIENCE-7050	AKELLA, SOMI DEVI	77,704.00	80,211.00
TEACHERS	TEACHER-SCIENCE-7050	ARANCI, CHRISTOPHER	48,901.00	50,440.00
TEACHERS	TEACHER-SCIENCE-7050	BAKER, JODI	84,451.00	87,689.00
TEACHERS	TEACHER-SCIENCE-7050	BALDWIN, GEORGE	89,856.00	89,856.00
TEACHERS	TEACHER-SCIENCE-7050	BAUMANN, STEVEN	53,238.00	54,849.00
TEACHERS	TEACHER-SCIENCE-7050	BEDNAR, DONNA	60,324.00	62,063.00
TEACHERS	TEACHER-SCIENCE-7050	BELLA, TERRY	60,324.00	62,063.00
TEACHERS	TEACHER-SCIENCE-7050	BERLIN, CYNTHIA	89,856.00	89,856.00
TEACHERS	TEACHER-SCIENCE-7050	BOUVE, NICOLE	46,708.00	48,246.00
TEACHERS	TEACHER-SCIENCE-7050	BRADSHAW, ELIZABETH	70,833.00	73,305.00
TEACHERS	TEACHER-SCIENCE-7050	BURGESS, SHERRY	89,856.00	89,856.00
TEACHERS	TEACHER-SCIENCE-7050	CALDERON, BRENDA	46,708.00	48,246.00
TEACHERS	TEACHER-SCIENCE-7050	CARLSON, DONNA	89,856.00	89,856.00
TEACHERS	TEACHER-SCIENCE-7050	CARRASCO, NICOLAS	69,198.00	71,116.00
TEACHERS	TEACHER-SCIENCE-7050	CICHUS, KATARZYNA	92,569.00	92,569.00
TEACHERS	TEACHER-SCIENCE-7050	CLAYTON, SEAN	55,529.00	57,269.00
TEACHERS	TEACHER-SCIENCE-7050	COPPOLA, TARA	48,901.00	50,440.00
TEACHERS	TEACHER-SCIENCE-7050	CRISCUOLO, RAYMOND	81,738.00	84,976.00
TEACHERS	TEACHER-SCIENCE-7050	DADDIO, PAULA	89,856.00	90,606.00
TEACHERS	TEACHER-SCIENCE-7050	DARIN-LEGRAND, ANN	70,833.00	73,305.00
TEACHERS	TEACHER-SCIENCE-7050	DECTER, WENDY	93,017.00	96,797.00
TEACHERS	TEACHER-SCIENCE-7050	DOHENY, KIMBERLY	55,449.00	57,103.00
TEACHERS	TEACHER-SCIENCE-7050	DUNCAN, SHANE	46,708.00	48,246.00

*This Staff Roster is reflective of staff who were working in the District for the 2018-2019 school year.

Staff Roster

Class Name	Job Title	Name	Current Salary	2019-2020 Salary
TEACHERS	TEACHER-SCIENCE-7050	ERICKSON, MATTHEW	92,569.00	92,569.00
TEACHERS	TEACHER-SCIENCE-7050	FARRELL, NICHOLAS	48,901.00	50,440.00
TEACHERS	TEACHER-SCIENCE-7050	FELTON-PATNAUDE, KIM	84,451.00	87,689.00
TEACHERS	TEACHER-SCIENCE-7050	FUCCI, MICHELE	78,076.00	80,838.00
TEACHERS	TEACHER-SCIENCE-7050	GABRIELE, JOHN	46,708.00	48,246.00
TEACHERS	TEACHER-SCIENCE-7050	GEIST, GABRIEL	86,076.00	89,856.00
TEACHERS	TEACHER-SCIENCE-7050	GERSCH, TIMOTHY	59,903.00	61,513.00
TEACHERS	TEACHER-SCIENCE-7050	GODINEZ, MARCO	53,238.00	54,849.00
TEACHERS	TEACHER-SCIENCE-7050	GRIFFIN, LYNN	78,076.00	80,838.00
TEACHERS	TEACHER-SCIENCE-7050	HANSON, MELANIE	53,238.00	54,849.00
TEACHERS	TEACHER-SCIENCE-7050	HERNDON, DAVID	70,833.00	73,305.00
TEACHERS	TEACHER-SCIENCE-7050	HERRIMAN, SEAMUS	46,708.00	48,246.00
TEACHERS	TEACHER-SCIENCE-7050	HULIN, BERNARD	85,017.00	87,779.00
TEACHERS	TEACHER-SCIENCE-7050	JONES, PAUL	70,594.00	72,817.00
TEACHERS	TEACHER-SCIENCE-7050	JOSHI, SAVITA	57,723.00	59,469.00
TEACHERS	TEACHER-SCIENCE-7050	KIELHORN, YVONNE	69,198.00	71,116.00
TEACHERS	TEACHER-SCIENCE-7050	KIM, JOSEPH	45,357.00	46,708.00
TEACHERS	TEACHER-SCIENCE-7050	LAVORGNA, DEVAN	57,723.00	59,469.00
TEACHERS	TEACHER-SCIENCE-7050	LAWRENCE, JUSTIN	57,723.00	59,469.00
TEACHERS	TEACHER-SCIENCE-7050	LIBAO-DELEON, CORAZON	72,138.00	74,700.00
TEACHERS	TEACHER-SCIENCE-7050	LIZOTTE, ROBERT	87,580.00	87,580.00
TEACHERS	TEACHER-SCIENCE-7050	MACDONALD, ROISIN	70,833.00	73,305.00
TEACHERS	TEACHER-SCIENCE-7050	MACMELBURN, EMILY	70,833.00	73,305.00
TEACHERS	TEACHER-SCIENCE-7050	MACWILLIAM, BRIAN	65,080.00	67,238.00
TEACHERS	TEACHER-SCIENCE-7050	MARTIN-CORBIN, SHEILA	93,319.00	93,319.00
TEACHERS	TEACHER-SCIENCE-7050	MCTAGUE, TERENCE	55,449.00	57,103.00
TEACHERS	TEACHER-SCIENCE-7050	MERANCY, KARA	47,551.00	48,901.00
TEACHERS	TEACHER-SCIENCE-7050	MOORE, MICHELE	78,076.00	80,838.00
TEACHERS	TEACHER-SCIENCE-7050	MULLIGAN, ASHLEY	68,576.00	71,038.00
TEACHERS	TEACHER-SCIENCE-7050	PAPANTONIO, MICHAEL	55,449.00	57,103.00
TEACHERS	TEACHER-SCIENCE-7050	PARADISE, KATIE	72,138.00	74,700.00
TEACHERS	TEACHER-SCIENCE-7050	PETERHANSEL, TYLER	53,256.00	54,909.00
TEACHERS	TEACHER-SCIENCE-7050	PRATT, MARLENE	92,569.00	92,569.00
TEACHERS	TEACHER-SCIENCE-7050	PUPELLO, KIM	89,856.00	89,856.00
TEACHERS	TEACHER-SCIENCE-7050	RAMIREZ, ASHLEY	45,357.00	46,708.00
TEACHERS	TEACHER-SCIENCE-7050	RAPPA, LISA	57,723.00	59,469.00
TEACHERS	TEACHER-SCIENCE-7050	RAWLE-PITTER, ROSEY	70,594.00	72,817.00
TEACHERS	TEACHER-SCIENCE-7050	REECH, JOHANNA	47,551.00	48,901.00
TEACHERS	TEACHER-SCIENCE-7050	ROY, JOHN	89,856.00	89,856.00
TEACHERS	TEACHER-SCIENCE-7050	SAMALOT, LIANNE	48,901.00	50,440.00
TEACHERS	TEACHER-SCIENCE-7050	SANG, MICHAEL	57,723.00	59,469.00
TEACHERS	TEACHER-SCIENCE-7050	SCHEETZ, CYNTHIA	75,800.00	78,562.00
TEACHERS	TEACHER-SCIENCE-7050	SELEARIS, MICHAEL	87,580.00	87,580.00
TEACHERS	TEACHER-SCIENCE-7050	SIBLEY, EVELYN	67,938.00	70,133.00
TEACHERS	TEACHER-SCIENCE-7050	SIERVO, MARITES	87,580.00	87,580.00
TEACHERS	TEACHER-SCIENCE-7050	SMITH, JESSICA	65,080.00	67,238.00
TEACHERS	TEACHER-SCIENCE-7050	SOLOMON, PETER	65,703.00	67,876.00
TEACHERS	TEACHER-SCIENCE-7050	SWALLOW, MADISEN	45,357.00	46,708.00
TEACHERS	TEACHER-SCIENCE-7050	THOMAS, RACHELE	73,517.00	76,003.00
TEACHERS	TEACHER-SCIENCE-7050	TOOMEY, NANCY	92,569.00	92,569.00
TEACHERS	TEACHER-SCIENCE-7050	UKAH, FUNMILAYO	89,856.00	89,856.00
TEACHERS	TEACHER-SCIENCE-7050	WALSH, JOHN	89,856.00	89,856.00
TEACHERS	TEACHER-SCIENCE-7050	WEIRES, AMANDA	57,723.00	59,469.00
TEACHERS	TEACHER-SCIENCE-7050	WENTZELL, CHARLES	48,901.00	50,440.00
TEACHERS	TEACHER-SCIENCE-7050	WHITBECK, CHRISTOPH	48,846.00	50,445.00
TEACHERS	TEACHER-SCIENCE-7050	WHITE, STEPHANIE	81,738.00	84,976.00
TEACHERS	TEACHER-SCIENCE-7050	WILLEMS, CHRIS	89,856.00	89,856.00
TEACHERS	TEACHER-SCIENCE-7050	WOODLAND, CHARLENE	73,517.00	76,003.00
TEACHERS	TEACHER-SCIENCE-7050	ZEBROWSKI, JOSEPH	64,388.00	66,145.00
TEACHERS	TEACHER-SCIENCE-7050	ZULLO, ANDREA	55,449.00	57,103.00

*This Staff Roster is reflective of staff who were working in the District for the 2018-2019 school year.

Staff Roster

Class Name	Job Title	Name	Current Salary	2019-2020 Salary
TEACHERS	TEACHER-SOCIAL STUDIES 10TH GR-7091	BOROSKI, RYAN	51,040.00	52,638.00
TEACHERS	TEACHER-SOCIAL STUDIES 10TH GR-7091	BROWN, MATTHEW	122,569.00	126,136.00
TEACHERS	TEACHER-SOCIAL STUDIES 10TH GR-7091	CRISCUOLO, ANTOINETTE	89,856.00	89,856.00
TEACHERS	TEACHER-SOCIAL STUDIES 10TH GR-7091	SINCLAIR, ALEX	89,856.00	89,856.00
TEACHERS	TEACHER-SOCIAL STUDIES GR. 5/8-7068	AIELLO, JUSTIN	48,846.00	50,445.00
TEACHERS	TEACHER-SOCIAL STUDIES GR. 5/8-7068	BARRETT, TIFFANY	65,080.00	67,238.00
TEACHERS	TEACHER-SOCIAL STUDIES GR. 5/8-7068	CALDWELL, RICHARD	87,580.00	87,580.00
TEACHERS	TEACHER-SOCIAL STUDIES GR. 5/8-7068	CARDER, MELANIE	74,405.00	76,976.00
TEACHERS	TEACHER-SOCIAL STUDIES GR. 5/8-7068	CENERI, DIANNE	74,405.00	76,976.00
TEACHERS	TEACHER-SOCIAL STUDIES GR. 5/8-7068	CHANDLER, DAVID	74,405.00	76,976.00
TEACHERS	TEACHER-SOCIAL STUDIES GR. 5/8-7068	COLLIER, ZANIA	68,576.00	71,038.00
TEACHERS	TEACHER-SOCIAL STUDIES GR. 5/8-7068	COLON, JAMES	73,517.00	76,003.00
TEACHERS	TEACHER-SOCIAL STUDIES GR. 5/8-7068	DELOSSANTOS, ROHANNA	48,901.00	50,440.00
TEACHERS	TEACHER-SOCIAL STUDIES GR. 5/8-7068	FERRERI, PAIGE	48,901.00	50,440.00
TEACHERS	TEACHER-SOCIAL STUDIES GR. 5/8-7068	FRANCIS, KIMBERLY	89,856.00	90,606.00
TEACHERS	TEACHER-SOCIAL STUDIES GR. 5/8-7068	GENEROSO, LAURA	55,449.00	57,103.00
TEACHERS	TEACHER-SOCIAL STUDIES GR. 5/8-7068	HALL, KARL	71,816.00	74,040.00
TEACHERS	TEACHER-SOCIAL STUDIES GR. 5/8-7068	HOPES-MCFADDEN, KIRSTEN	93,017.00	96,797.00
TEACHERS	TEACHER-SOCIAL STUDIES GR. 5/8-7068	IANNONE, MICHAEL	60,324.00	62,063.00
TEACHERS	TEACHER-SOCIAL STUDIES GR. 5/8-7068	LEVESQUE, JACLYN	51,503.00	53,042.00
TEACHERS	TEACHER-SOCIAL STUDIES GR. 5/8-7068	LYSAGHT, JOSEPH	72,138.00	74,700.00
TEACHERS	TEACHER-SOCIAL STUDIES GR. 5/8-7068	MERRITT, BRYAN	57,723.00	59,469.00
TEACHERS	TEACHER-SOCIAL STUDIES GR. 5/8-7068	NEARY, JOSEPH	65,080.00	67,238.00
TEACHERS	TEACHER-SOCIAL STUDIES GR. 5/8-7068	RECKLET, CHRISTOPHER	57,723.00	59,469.00
TEACHERS	TEACHER-SOCIAL STUDIES GR. 5/8-7068	REPKO, ROBERT	77,103.00	79,689.00
TEACHERS	TEACHER-SOCIAL STUDIES GR. 5/8-7068	SANDERS, JULIAN	48,846.00	50,445.00
TEACHERS	TEACHER-SOCIAL STUDIES GR. 5/8-7068	SCHNEIDER, JASON	92,569.00	92,569.00
TEACHERS	TEACHER-SOCIAL STUDIES GR. 5/8-7068	SEPULVEDA, LAUREN	57,723.00	59,469.00
TEACHERS	TEACHER-SOCIAL STUDIES GR. 5/8-7068	SOBOLISKY, ROBERT	67,938.00	70,133.00
TEACHERS	TEACHER-SOCIAL STUDIES GR. 5/8-7068	VIGLIOTTI, KIMBERLY	73,517.00	76,003.00
TEACHERS	TEACHER-SOCIAL STUDIES GR. 5/8-7068	WILLIAMS, LENNELL	87,580.00	88,330.00
TEACHERS	TEACHER-SOCIAL STUDIES GR. 5/8-7068	WOODARD, THOMAS	60,324.00	62,063.00
TEACHERS	TEACHER-SPECIAL ED K-8-7053	ADORNO, NANCY	88,330.00	88,330.00
TEACHERS	TEACHER-SPECIAL ED K-8-7053	ALEMAN, CYNTHIA	55,529.00	57,269.00
TEACHERS	TEACHER-SPECIAL ED K-8-7053	AMENDOLA, JEANINE	92,569.00	92,569.00
TEACHERS	TEACHER-SPECIAL ED K-8-7053	ANASTASIO, MADELIN	57,723.00	59,469.00
TEACHERS	TEACHER-SPECIAL ED K-8-7053	ANDOM, MISLAL	65,080.00	67,238.00
TEACHERS	TEACHER-SPECIAL ED K-8-7053	AVINO, ALICIA	46,708.00	48,246.00
TEACHERS	TEACHER-SPECIAL ED K-8-7053	BANNAN, COLLEEN	89,856.00	89,856.00
TEACHERS	TEACHER-SPECIAL ED K-8-7053	BEDARD, RACHAEL	51,040.00	52,638.00
TEACHERS	TEACHER-SPECIAL ED K-8-7053	BOSTICCO, LORRAINE	46,708.00	48,246.00
TEACHERS	TEACHER-SPECIAL ED K-8-7053	BOWERMAN, KYLE	57,723.00	59,469.00
TEACHERS	TEACHER-SPECIAL ED K-8-7053	BROOKS-DRAUGHN, L'TANYA	70,833.00	73,305.00
TEACHERS	TEACHER-SPECIAL ED K-8-7053	BURGESS, SARETH	70,833.00	73,305.00
TEACHERS	TEACHER-SPECIAL ED K-8-7053	CAMERA BUONTEMPO, KARA	73,517.00	76,003.00
TEACHERS	TEACHER-SPECIAL ED K-8-7053	CANADA, JANELLE	92,569.00	92,569.00
TEACHERS	TEACHER-SPECIAL ED K-8-7053	CARRANO, ASHLEY	70,833.00	73,305.00
TEACHERS	TEACHER-SPECIAL ED K-8-7053	CARTER, CHANTEL	81,738.00	84,976.00
TEACHERS	TEACHER-SPECIAL ED K-8-7053	CASELLA, BERNADETTE	70,833.00	73,305.00
TEACHERS	TEACHER-SPECIAL ED K-8-7053	CASSIDY, NICOLE	55,449.00	57,103.00
TEACHERS	TEACHER-SPECIAL ED K-8-7053	CEN, ZHANJING	92,569.00	92,569.00
TEACHERS	TEACHER-SPECIAL ED K-8-7053	CHARLES, SANDRA	65,080.00	67,238.00
TEACHERS	TEACHER-SPECIAL ED K-8-7053	CHOJNICKI, SHELLY	81,738.00	84,976.00
TEACHERS	TEACHER-SPECIAL ED K-8-7053	CIARCIA, JENNIFER	67,938.00	70,133.00
TEACHERS	TEACHER-SPECIAL ED K-8-7053	CROWELL, ERICA	46,708.00	48,246.00
TEACHERS	TEACHER-SPECIAL ED K-8-7053	DAVIS, CHAD	55,529.00	57,269.00
TEACHERS	TEACHER-SPECIAL ED K-8-7053	DEANGELIS, ALISSE	46,708.00	48,246.00
TEACHERS	TEACHER-SPECIAL ED K-8-7053	DIGIOIA, DIANE	90,606.00	90,606.00
TEACHERS	TEACHER-SPECIAL ED K-8-7053	DUCRAN, BRITTANY	70,833.00	73,305.00
TEACHERS	TEACHER-SPECIAL ED K-8-7053	DUNLEAVY, ANNIE	46,708.00	48,246.00

**This Staff Roster is reflective of staff who were working in the District for the 2018-2019 school year.*

Staff Roster

Class Name	Job Title	Name	Current Salary	2019-2020 Salary
TEACHERS	TEACHER-SPECIAL ED K-8-7053	DZIEJIMA, DONATA	73,517.00	76,003.00
TEACHERS	TEACHER-SPECIAL ED K-8-7053	ESPOSITO, THERESE	90,606.00	90,606.00
TEACHERS	TEACHER-SPECIAL ED K-8-7053	FLYNN, DOREEN	89,856.00	90,606.00
TEACHERS	TEACHER-SPECIAL ED K-8-7053	FONDA, DEBORAH	87,580.00	87,580.00
TEACHERS	TEACHER-SPECIAL ED K-8-7053	GAGLIARDI, SHERYL	60,341.00	62,166.00
TEACHERS	TEACHER-SPECIAL ED K-8-7053	GEMMELL, PAUL	81,738.00	84,976.00
TEACHERS	TEACHER-SPECIAL ED K-8-7053	GENTILE, STEPHANIE	68,576.00	71,038.00
TEACHERS	TEACHER-SPECIAL ED K-8-7053	GUTIERREZ, STACY	60,119.00	61,884.00
TEACHERS	TEACHER-SPECIAL ED K-8-7053	HAGGERTY, ROBIN	78,076.00	80,838.00
TEACHERS	TEACHER-SPECIAL ED K-8-7053	HALL, MARIANNE	60,119.00	61,884.00
TEACHERS	TEACHER-SPECIAL ED K-8-7053	HAYES, JAMES	51,040.00	52,638.00
TEACHERS	TEACHER-SPECIAL ED K-8-7053	HIGGINS, SUSAN BETH	89,856.00	89,856.00
TEACHERS	TEACHER-SPECIAL ED K-8-7053	HUTTER, GWENDOLYN	70,833.00	73,305.00
TEACHERS	TEACHER-SPECIAL ED K-8-7053	JAMES, SCOTT	62,534.00	64,380.00
TEACHERS	TEACHER-SPECIAL ED K-8-7053	JOSEPH, ALEXANDRA	53,256.00	54,909.00
TEACHERS	TEACHER-SPECIAL ED K-8-7053	KIELY, MARYBETH	90,606.00	90,606.00
TEACHERS	TEACHER-SPECIAL ED K-8-7053	KILEY, ANGELA	55,449.00	57,103.00
TEACHERS	TEACHER-SPECIAL ED K-8-7053	KURKER-STEWART, DEVON	48,846.00	50,445.00
TEACHERS	TEACHER-SPECIAL ED K-8-7053	LAMB, SUSANNE	74,405.00	76,976.00
TEACHERS	TEACHER-SPECIAL ED K-8-7053	LANGLEY, TRACY	68,576.00	71,038.00
TEACHERS	TEACHER-SPECIAL ED K-8-7053	LAVORGNA, KAREN	89,856.00	89,856.00
TEACHERS	TEACHER-SPECIAL ED K-8-7053	LAWRENCE, ROBERTA	70,833.00	73,305.00
TEACHERS	TEACHER-SPECIAL ED K-8-7053	LEE WOODY, COLLEEN	53,256.00	54,909.00
TEACHERS	TEACHER-SPECIAL ED K-8-7053	LERNER, DARREN	89,856.00	89,856.00
TEACHERS	TEACHER-SPECIAL ED K-8-7053	LIUCCI, STEFANIE	89,856.00	89,856.00
TEACHERS	TEACHER-SPECIAL ED K-8-7053	MATTEO, LAURIE	92,569.00	92,569.00
TEACHERS	TEACHER-SPECIAL ED K-8-7053	MAURSKY, CHRISTINE	84,451.00	87,689.00
TEACHERS	TEACHER-SPECIAL ED K-8-7053	MCCOART, STACEY	57,723.00	59,469.00
TEACHERS	TEACHER-SPECIAL ED K-8-7053	MCKNIGHT, LICIA	57,723.00	59,469.00
TEACHERS	TEACHER-SPECIAL ED K-8-7053	MILLER, AMY	89,856.00	89,856.00
TEACHERS	TEACHER-SPECIAL ED K-8-7053	MORENO, WANDA	70,594.00	72,817.00
TEACHERS	TEACHER-SPECIAL ED K-8-7053	MORGILLO, AMANDA	51,040.00	52,638.00
TEACHERS	TEACHER-SPECIAL ED K-8-7053	PANTALEO, MICHAEL	88,789.00	92,569.00
TEACHERS	TEACHER-SPECIAL ED K-8-7053	PENDL, PATRICIA-ANN	65,080.00	67,238.00
TEACHERS	TEACHER-SPECIAL ED K-8-7053	PENNER-GREENE, EMILIE	81,738.00	84,976.00
TEACHERS	TEACHER-SPECIAL ED K-8-7053	PIERCE, ERIKA	70,833.00	73,305.00
TEACHERS	TEACHER-SPECIAL ED K-8-7053	POCZWIWINSKI, VICTOR	48,901.00	50,440.00
TEACHERS	TEACHER-SPECIAL ED K-8-7053	RAYMOND, ANN	89,856.00	89,856.00
TEACHERS	TEACHER-SPECIAL ED K-8-7053	RODRIGUES, CINDY	48,901.00	50,440.00
TEACHERS	TEACHER-SPECIAL ED K-8-7053	ROMAN, MARIYKA	80,789.00	83,551.00
TEACHERS	TEACHER-SPECIAL ED K-8-7053	ROWE, MONICA	48,846.00	50,445.00
TEACHERS	TEACHER-SPECIAL ED K-8-7053	ROY, CATHERINE	65,080.00	67,238.00
TEACHERS	TEACHER-SPECIAL ED K-8-7053	SCAFARIELLO, JASON	57,723.00	59,469.00
TEACHERS	TEACHER-SPECIAL ED K-8-7053	SCHILDKRAUT, ABBY	57,723.00	59,469.00
TEACHERS	TEACHER-SPECIAL ED K-8-7053	SCHOBERT, LAURA	48,846.00	50,445.00
TEACHERS	TEACHER-SPECIAL ED K-8-7053	SMITH, ZANNIECE	89,856.00	89,856.00
TEACHERS	TEACHER-SPECIAL ED K-8-7053	SNEDEKER, KEITH	90,606.00	90,606.00
TEACHERS	TEACHER-SPECIAL ED K-8-7053	SOLIS, ALLAN	57,723.00	59,469.00
TEACHERS	TEACHER-SPECIAL ED K-8-7053	STANNARD, DEBRA	70,833.00	73,305.00
TEACHERS	TEACHER-SPECIAL ED K-8-7053	STEWART, DIANNE	67,938.00	70,133.00
TEACHERS	TEACHER-SPECIAL ED K-8-7053	SUNDWALL, TROY	45,357.00	46,708.00
TEACHERS	TEACHER-SPECIAL ED K-8-7053	TANNER-ELZEY, ROSEZETTA	90,606.00	90,606.00
TEACHERS	TEACHER-SPECIAL ED K-8-7053	TATE, ELIZABETH	53,238.00	54,849.00
TEACHERS	TEACHER-SPECIAL ED K-8-7053	TIROZZI, KIMBERLY	60,119.00	61,884.00
TEACHERS	TEACHER-SPECIAL ED K-8-7053	TROCHSLER, JESSICA	58,051.00	59,704.00
TEACHERS	TEACHER-SPECIAL ED K-8-7053	VECE, MARIA	65,080.00	67,238.00
TEACHERS	TEACHER-SPECIAL ED K-8-7053	VELENCHIK, JUDITH	92,569.00	92,569.00
TEACHERS	TEACHER-SPECIAL ED K-8-7053	VILLANO, ROCHELLE	92,569.00	92,569.00
TEACHERS	TEACHER-SPECIAL ED K-8-7053	WADE, SUSAN	90,606.00	90,606.00
TEACHERS	TEACHER-SPECIAL ED K-8-7053	WARDLAW, ADDIE	89,856.00	89,856.00

**This Staff Roster is reflective of staff who were working in the District for the 2018-2019 school year.*

Staff Roster

Class Name	Job Title	Name	Current Salary	2019-2020 Salary
TEACHERS	TEACHER-SPECIAL ED K-8-7053	WEBBER SEPULVEDA, PRISCILLA	89,856.00	89,856.00
TEACHERS	TEACHER-SPECIAL ED K-8-7053	WIMMER, MARISSA	48,846.00	50,445.00
TEACHERS	TEACHER-SPECIAL ED K-8-7053	YOGA, SALLY	57,723.00	59,469.00
TEACHERS	TEACHER-SPECIAL ED-7075	AWUSAH, AMBER-MICHELLE	50,151.00	51,503.00
TEACHERS	TEACHER-SPECIAL ED-7075	BACHMAN, JENNIFER	53,238.00	54,849.00
TEACHERS	TEACHER-SPECIAL ED-7075	BLEMINGS, JENIFER	57,723.00	59,469.00
TEACHERS	TEACHER-SPECIAL ED-7075	BONANNO, KAREN	93,319.00	93,319.00
TEACHERS	TEACHER-SPECIAL ED-7075	BRANCO, CINA	53,238.00	54,849.00
TEACHERS	TEACHER-SPECIAL ED-7075	BRUTON, JENNIFER	47,551.00	48,901.00
TEACHERS	TEACHER-SPECIAL ED-7075	CACOPARDO, MATTHEW	74,405.00	76,976.00
TEACHERS	TEACHER-SPECIAL ED-7075	CALIGAN, JAMIE	48,901.00	50,440.00
TEACHERS	TEACHER-SPECIAL ED-7075	CASIOPPO, MARK	81,738.00	84,976.00
TEACHERS	TEACHER-SPECIAL ED-7075	CELENTANO, ERICA	46,708.00	48,246.00
TEACHERS	TEACHER-SPECIAL ED-7075	CHAPMAN, BRENDA	89,856.00	89,856.00
TEACHERS	TEACHER-SPECIAL ED-7075	CORCORAN, BRIDGET	92,569.00	92,569.00
TEACHERS	TEACHER-SPECIAL ED-7075	CORDERO, OMAYRA	81,738.00	84,976.00
TEACHERS	TEACHER-SPECIAL ED-7075	COX, DENISE	68,576.00	71,038.00
TEACHERS	TEACHER-SPECIAL ED-7075	CRUZ, DANA	70,833.00	73,305.00
TEACHERS	TEACHER-SPECIAL ED-7075	D'AMBROSCA, OLGA-LYNN	70,833.00	73,305.00
TEACHERS	TEACHER-SPECIAL ED-7075	DARLING, LINDSAY	53,238.00	54,849.00
TEACHERS	TEACHER-SPECIAL ED-7075	DE ALEJOS, SUSAN	92,569.00	92,569.00
TEACHERS	TEACHER-SPECIAL ED-7075	DELUCIA, PASQUALE	88,330.00	88,330.00
TEACHERS	TEACHER-SPECIAL ED-7075	DEMASI, MARIA	92,569.00	92,569.00
TEACHERS	TEACHER-SPECIAL ED-7075	DETRANI, GEOFFREY	92,569.00	92,569.00
TEACHERS	TEACHER-SPECIAL ED-7075	DICINE, MEGAN	53,238.00	54,849.00
TEACHERS	TEACHER-SPECIAL ED-7075	DICKINSON, KAYLA	45,357.00	46,708.00
TEACHERS	TEACHER-SPECIAL ED-7075	FLAHERTY, THOMAS	70,833.00	73,305.00
TEACHERS	TEACHER-SPECIAL ED-7075	GARSTKA, JAMIE	62,534.00	64,380.00
TEACHERS	TEACHER-SPECIAL ED-7075	GEORGE, HEATHER	92,569.00	92,569.00
TEACHERS	TEACHER-SPECIAL ED-7075	GRIFFIN, CAROLINE	87,580.00	87,580.00
TEACHERS	TEACHER-SPECIAL ED-7075	HARRINGTON, MARY	92,569.00	92,569.00
TEACHERS	TEACHER-SPECIAL ED-7075	HAUGHTON, HAROLD	89,856.00	89,856.00
TEACHERS	TEACHER-SPECIAL ED-7075	HENNESSY, PAUL	84,451.00	87,689.00
TEACHERS	TEACHER-SPECIAL ED-7075	HOWE, DAVID	89,856.00	89,856.00
TEACHERS	TEACHER-SPECIAL ED-7075	HYNES, KRISTY	67,938.00	70,133.00
TEACHERS	TEACHER-SPECIAL ED-7075	JACOBS, BENJAMIN	55,449.00	57,103.00
TEACHERS	TEACHER-SPECIAL ED-7075	JAMSEK, BLANKA	67,938.00	70,133.00
TEACHERS	TEACHER-SPECIAL ED-7075	JOHNSON, SHAUNQUETTA	60,324.00	62,063.00
TEACHERS	TEACHER-SPECIAL ED-7075	KAYE, LINDSAY	48,846.00	50,445.00
TEACHERS	TEACHER-SPECIAL ED-7075	KEHRLEY, KIRK	70,833.00	73,305.00
TEACHERS	TEACHER-SPECIAL ED-7075	KING, JULIA	68,576.00	71,038.00
TEACHERS	TEACHER-SPECIAL ED-7075	KING-EVANS, NOSHINA	67,710.00	69,894.00
TEACHERS	TEACHER-SPECIAL ED-7075	KNAPP, JESSICA	75,800.00	78,562.00
TEACHERS	TEACHER-SPECIAL ED-7075	KUHLTHAU, DANIEL	92,569.00	92,569.00
TEACHERS	TEACHER-SPECIAL ED-7075	LAWRENCE, KIMBERLY	57,723.00	59,469.00
TEACHERS	TEACHER-SPECIAL ED-7075	LEWIN, CHRISTINE	89,856.00	89,856.00
TEACHERS	TEACHER-SPECIAL ED-7075	LOMBARDI, SUSANNA	62,866.00	65,003.00
TEACHERS	TEACHER-SPECIAL ED-7075	MALONEY, MARY	89,856.00	89,856.00
TEACHERS	TEACHER-SPECIAL ED-7075	MANSI, MELISSA	51,040.00	52,638.00
TEACHERS	TEACHER-SPECIAL ED-7075	MARTINEZ, DAMARIS	88,330.00	88,330.00
TEACHERS	TEACHER-SPECIAL ED-7075	MARTINEZ, DAMARYS	68,576.00	71,038.00
TEACHERS	TEACHER-SPECIAL ED-7075	MARTINEZ, JENNIFER	55,449.00	-
TEACHERS	TEACHER-SPECIAL ED-7075	MARTONE, ERICA	45,357.00	46,708.00
TEACHERS	TEACHER-SPECIAL ED-7075	MATHESON, KATHERINE	78,076.00	80,838.00
TEACHERS	TEACHER-SPECIAL ED-7075	MCCLEAVE, EBONY	50,151.00	51,503.00
TEACHERS	TEACHER-SPECIAL ED-7075	MESSNER, DANIELLE	51,040.00	52,638.00
TEACHERS	TEACHER-SPECIAL ED-7075	MIKOLIKE, STEPHEN	86,076.00	89,856.00
TEACHERS	TEACHER-SPECIAL ED-7075	MILANO, LAURA	92,569.00	92,569.00
TEACHERS	TEACHER-SPECIAL ED-7075	MILLER-HAMM, LATOYA	81,738.00	84,976.00
TEACHERS	TEACHER-SPECIAL ED-7075	MINEO, ALEXA	57,723.00	59,469.00

**This Staff Roster is reflective of staff who were working in the District for the 2018-2019 school year.*

Staff Roster

Class Name	Job Title	Name	Current Salary	2019-2020 Salary
TEACHERS	TEACHER-SPECIAL ED-7075	MONK KELLEY, PAMELA	93,319.00	93,319.00
TEACHERS	TEACHER-SPECIAL ED-7075	MURPHY, SHANNON	45,357.00	46,708.00
TEACHERS	TEACHER-SPECIAL ED-7075	MUSANTI, MAEGAN	48,901.00	50,440.00
TEACHERS	TEACHER-SPECIAL ED-7075	NELSON, CHRISTINA	77,103.00	79,689.00
TEACHERS	TEACHER-SPECIAL ED-7075	NESS, ADINA	57,723.00	59,469.00
TEACHERS	TEACHER-SPECIAL ED-7075	NIERENBERG, MATHEW	84,451.00	87,689.00
TEACHERS	TEACHER-SPECIAL ED-7075	NIGRO, DENISE	65,703.00	67,876.00
TEACHERS	TEACHER-SPECIAL ED-7075	NUTTER, ERIN	77,103.00	79,689.00
TEACHERS	TEACHER-SPECIAL ED-7075	ONOFRIO, CHERYL	62,866.00	65,003.00
TEACHERS	TEACHER-SPECIAL ED-7075	ONOFRIO, KRISTA	51,503.00	53,042.00
TEACHERS	TEACHER-SPECIAL ED-7075	ONORATO, DANIEL	65,080.00	67,238.00
TEACHERS	TEACHER-SPECIAL ED-7075	PAGENTINE, CYNTHIA	89,856.00	89,856.00
TEACHERS	TEACHER-SPECIAL ED-7075	PANCIERA, JUDYTHE	92,569.00	92,569.00
TEACHERS	TEACHER-SPECIAL ED-7075	PANTALEO, DONNAMARIE	92,569.00	92,569.00
TEACHERS	TEACHER-SPECIAL ED-7075	PARKINSON, SEETA	90,606.00	90,606.00
TEACHERS	TEACHER-SPECIAL ED-7075	PEARSON, SANDRA	46,708.00	48,246.00
TEACHERS	TEACHER-SPECIAL ED-7075	PELLEY, CATHERINE	45,357.00	46,708.00
TEACHERS	TEACHER-SPECIAL ED-7075	PELLINO, MELISSA	84,451.00	87,689.00
TEACHERS	TEACHER-SPECIAL ED-7075	PENDZIWATER, URSULA	89,856.00	89,856.00
TEACHERS	TEACHER-SPECIAL ED-7075	PERLROTH, JUDITH	88,330.00	88,330.00
TEACHERS	TEACHER-SPECIAL ED-7075	PETION, JACKLIN	60,324.00	62,063.00
TEACHERS	TEACHER-SPECIAL ED-7075	PRITCHETT, GRACIENNE	65,080.00	67,238.00
TEACHERS	TEACHER-SPECIAL ED-7075	QUINONES, BRENDA LIZ	53,256.00	54,909.00
TEACHERS	TEACHER-SPECIAL ED-7075	REYES, ELIZABETH	53,256.00	54,909.00
TEACHERS	TEACHER-SPECIAL ED-7075	ROBINSON, SHANETTE	88,789.00	92,569.00
TEACHERS	TEACHER-SPECIAL ED-7075	ROTH, JANE	89,856.00	89,856.00
TEACHERS	TEACHER-SPECIAL ED-7075	RUSSO, ROSEMARY	90,606.00	90,606.00
TEACHERS	TEACHER-SPECIAL ED-7075	RYAN, MAUREEN	92,569.00	92,569.00
TEACHERS	TEACHER-SPECIAL ED-7075	SANTANA, LISSETTE	57,919.00	59,691.00
TEACHERS	TEACHER-SPECIAL ED-7075	SANTORE, AMANDA	53,238.00	54,849.00
TEACHERS	TEACHER-SPECIAL ED-7075	SCHEER, ERIKA	57,723.00	59,469.00
TEACHERS	TEACHER-SPECIAL ED-7075	SLAICIUNAS, CHERYL	81,738.00	84,976.00
TEACHERS	TEACHER-SPECIAL ED-7075	SLOAN, SUSAN	68,576.00	71,038.00
TEACHERS	TEACHER-SPECIAL ED-7075	SMITH, DANIELLE	87,580.00	87,580.00
TEACHERS	TEACHER-SPECIAL ED-7075	SMITH, REBECCA	92,569.00	92,569.00
TEACHERS	TEACHER-SPECIAL ED-7075	STALSBURG, KELLY	48,901.00	50,440.00
TEACHERS	TEACHER-SPECIAL ED-7075	STEPHENSON, DEREK	70,833.00	73,305.00
TEACHERS	TEACHER-SPECIAL ED-7075	SULLIVAN, MOLLY	48,901.00	50,440.00
TEACHERS	TEACHER-SPECIAL ED-7075	THIGPEN, MELODIE	89,856.00	89,856.00
TEACHERS	TEACHER-SPECIAL ED-7075	THORSON, DEBORAH	87,580.00	87,580.00
TEACHERS	TEACHER-SPECIAL ED-7075	TORELLO, LORI	70,833.00	73,305.00
TEACHERS	TEACHER-SPECIAL ED-7075	TRACEY, KELLY	53,238.00	54,849.00
TEACHERS	TEACHER-SPECIAL ED-7075	ULIANO, TRACEE	89,856.00	89,856.00
TEACHERS	TEACHER-SPECIAL ED-7075	VALENTE, NICOLE	57,723.00	59,469.00
TEACHERS	TEACHER-SPECIAL ED-7075	VOLLERO, SALVATORE	74,405.00	76,976.00
TEACHERS	TEACHER-SPECIAL ED-7075	WADE, ALYSON	70,833.00	73,305.00
TEACHERS	TEACHER-SPECIAL ED-7075	WEBBER, DANNA	45,357.00	46,708.00
TEACHERS	TEACHER-SPECIAL ED-7075	WHELAN, SEAN	57,723.00	59,469.00
TEACHERS	TEACHER-SPECIAL ED-7075	WHITEMAN, NANCY	93,319.00	93,319.00
TEACHERS	TEACHER-SPECIAL ED-7075	WILLIAMS, DANIELLE	53,256.00	54,909.00
TEACHERS	TEACHER-SPECIAL ED-7075	WILSON, JONATHAN	88,330.00	88,330.00
TEACHERS	TEACHER-SPECIAL ED-7075	YONAMINE, YANINA	92,569.00	92,569.00
TEACHERS	TEACHER-SPEECH AND HEARING-7054	ALOUAH, AICHA	70,594.00	72,817.00
TEACHERS	TEACHER-SPEECH AND HEARING-7054	BAZINET, HEATHER	84,451.00	87,689.00
TEACHERS	TEACHER-SPEECH AND HEARING-7054	BENNER, DANIELLE	88,789.00	92,569.00
TEACHERS	TEACHER-SPEECH AND HEARING-7054	CATALA, JANICE	60,324.00	62,063.00
TEACHERS	TEACHER-SPEECH AND HEARING-7054	COFFY, ROSEMARY	88,789.00	92,569.00
TEACHERS	TEACHER-SPEECH AND HEARING-7054	HENLEY, DIANE	93,319.00	93,319.00
TEACHERS	TEACHER-SPEECH AND HEARING-7054	HUGHES-JOHNSON, SHARDAE	67,710.00	69,894.00
TEACHERS	TEACHER-SPEECH AND HEARING-7054	JACKSON, SONDI	92,569.00	92,569.00

*This Staff Roster is reflective of staff who were working in the District for the 2018-2019 school year.

Staff Roster

Class Name	Job Title	Name	Current Salary	2019-2020 Salary
TEACHERS	TEACHER-SPEECH AND HEARING-7054	JONES, JACLYN	58,051.00	59,704.00
TEACHERS	TEACHER-SPEECH AND HEARING-7054	LUCATINO, BIANCA	58,051.00	59,704.00
TEACHERS	TEACHER-SPEECH AND HEARING-7054	NORTHERN, LUCAS	55,840.00	57,451.00
TEACHERS	TEACHER-SPEECH AND HEARING-7054	ORTIZ, DERLENE	88,789.00	92,569.00
TEACHERS	TEACHER-SPEECH AND HEARING-7054	RASKIN, TZIPORA	65,135.00	67,010.00
TEACHERS	TEACHER-SPEECH AND HEARING-7054	ROLFE, SARAH	88,789.00	92,569.00
TEACHERS	TEACHER-SPEECH AND HEARING-7054	ROMANO, GRACE MARY	94,469.00	96,901.00
TEACHERS	TEACHER-SPEECH AND HEARING-7054	SCHATZ, RACHAEL	73,517.00	76,003.00
TEACHERS	TEACHER-SPEECH AND HEARING-7054	SHAVER, AMY	77,103.00	79,689.00
TEACHERS	TEACHER-SPEECH AND HEARING-7054	SODERBERG, DANA	55,840.00	57,451.00
TEACHERS	TEACHER-SPEECH AND HEARING-7054	WHITE, CAYLA	73,517.00	76,003.00
TEACHERS	TEACHER-TAG/ISSP-7041	ARGO, DOMINIQUE	74,405.00	76,976.00
TEACHERS	TEACHER-TAG/ISSP-7041	REINSHAGEN, JULIE	87,580.00	87,580.00
TEACHERS	TEACHER-TALENT ASSOCIATE-7118	MUNOZ, CORA	67,710.00	69,894.00
TEACHERS	TEACHER-TALENTED AND GIFTED-7056	CONTI, PENNY	93,319.00	93,319.00
TEACHERS	TEACHER-TALENTED AND GIFTED-7056	GEE, ALARIC	89,856.00	89,856.00
TEACHERS	TEACHER-TALENTED AND GIFTED-7056	KOUNTZ, DAWN	89,856.00	89,856.00
TEACHERS	TEACHER-TALENTED AND GIFTED-7056	LEIBIGER, RACHEL	46,708.00	48,246.00
TEACHERS	TEACHER-TALENTED AND GIFTED-7056	WATERS, BECKY	73,517.00	76,003.00
TEACHERS	TEACHER-TECHNOLOGY EDUCATION-7062	ACHEBE, FURAH	65,080.00	67,238.00
TEACHERS	TEACHER-TECHNOLOGY EDUCATION-7062	BARSEVICH, JOHN	55,449.00	57,103.00
TEACHERS	TEACHER-TECHNOLOGY EDUCATION-7062	BLAKESLEE, PETRINA	88,789.00	92,569.00
TEACHERS	TEACHER-TECHNOLOGY EDUCATION-7062	CAJARAVILLE-BONILLA, FRANCISCO	60,341.00	62,166.00
TEACHERS	TEACHER-TECHNOLOGY EDUCATION-7062	CAP, JONATHAN	57,723.00	59,469.00
TEACHERS	TEACHER-TECHNOLOGY EDUCATION-7062	CARRINGTON, KELLY	70,833.00	73,305.00
TEACHERS	TEACHER-TECHNOLOGY EDUCATION-7062	COBURN, RICHARD	88,789.00	92,569.00
TEACHERS	TEACHER-TECHNOLOGY EDUCATION-7062	DONAHUE, ASHLEY	48,901.00	50,440.00
TEACHERS	TEACHER-TECHNOLOGY EDUCATION-7062	LEE, ERROL	87,580.00	87,580.00
TEACHERS	TEACHER-TECHNOLOGY EDUCATION-7062	LOMAN, PATRICK	70,833.00	73,305.00
TEACHERS	TEACHER-TECHNOLOGY EDUCATION-7062	MANZIONE, MELISSA	55,840.00	57,451.00
TEACHERS	TEACHER-TECHNOLOGY EDUCATION-7062	MCGOVERN, PATRICIA	89,856.00	89,856.00
TEACHERS	TEACHER-TECHNOLOGY EDUCATION-7062	NKATA, SHEREE	47,551.00	48,901.00
TEACHERS	TEACHER-TECHNOLOGY EDUCATION-7062	PIZZONIA, RICHARD	93,017.00	96,797.00
TEACHERS	TEACHER-TESOL-7035	ABBOTT, MARISA	92,569.00	92,569.00
TEACHERS	TEACHER-TESOL-7035	BENGTSON MENDOZA, KRISTIN	67,938.00	70,133.00
TEACHERS	TEACHER-TESOL-7035	CARTAGENA, DIANA	74,405.00	76,976.00
TEACHERS	TEACHER-TESOL-7035	CENTENO, JOSE	60,119.00	61,884.00
TEACHERS	TEACHER-TESOL-7035	CHECKO, KATIE	67,938.00	70,133.00
TEACHERS	TEACHER-TESOL-7035	CLAMPITT, CYNTHIA	73,517.00	76,003.00
TEACHERS	TEACHER-TESOL-7035	ESPOSITO, MICHAEL	81,738.00	84,976.00
TEACHERS	TEACHER-TESOL-7035	GIBBONS, ALAN	92,569.00	92,569.00
TEACHERS	TEACHER-TESOL-7035	GOODWIN, KAITLYN	60,324.00	62,063.00
TEACHERS	TEACHER-TESOL-7035	HAMILTON, DEIRDRE	89,856.00	89,856.00
TEACHERS	TEACHER-TESOL-7035	HEWITT, NATINA	70,833.00	73,305.00
TEACHERS	TEACHER-TESOL-7035	JAROSZ, ALYSSA	53,238.00	54,849.00
TEACHERS	TEACHER-TESOL-7035	KARELL, JUSTO	89,856.00	89,856.00
TEACHERS	TEACHER-TESOL-7035	KAZADI, FIDEL	67,938.00	70,133.00
TEACHERS	TEACHER-TESOL-7035	LAWRENCE, TANIA	67,938.00	70,133.00
TEACHERS	TEACHER-TESOL-7035	LEE, LINDA	55,449.00	57,103.00
TEACHERS	TEACHER-TESOL-7035	LUQUENO, MELISSA	62,534.00	64,380.00
TEACHERS	TEACHER-TESOL-7035	NORWOOD, MICHELE	55,449.00	57,103.00
TEACHERS	TEACHER-TESOL-7035	PADRO, LIUDMILA	60,341.00	62,166.00
TEACHERS	TEACHER-TESOL-7035	PETER, MARIA	57,723.00	59,469.00
TEACHERS	TEACHER-TESOL-7035	POLIO, NORINE	93,319.00	93,319.00
TEACHERS	TEACHER-TESOL-7035	RICE, KIMYA	89,856.00	89,856.00
TEACHERS	TEACHER-TESOL-7035	RODRIGUEZ, MARISOL	92,569.00	92,569.00
TEACHERS	TEACHER-TESOL-7035	SANDERS-ERAZO, DORALIS	55,529.00	57,269.00
TEACHERS	TEACHER-TESOL-7035	SAVO-BROCKETT, JAIME	67,938.00	70,133.00
TEACHERS	TEACHER-TESOL-7035	SENES, ISABEL	60,119.00	61,884.00
TEACHERS	TEACHER-TESOL-7035	SILVERNALE, RAYMOND	78,076.00	80,838.00

**This Staff Roster is reflective of staff who were working in the District for the 2018-2019 school year.*

Staff Roster

Class Name	Job Title	Name	Current Salary	2019-2020 Salary
TEACHERS	TEACHER-TESOL-7035	SIMONSON, NICOLE	53,642.00	55,240.00
TEACHERS	TEACHER-TESOL-7035	SOARES, MICHAEL	78,076.00	80,838.00
TEACHERS	TEACHER-TESOL-7035	WALDEN, ERICA	53,238.00	54,849.00
TEACHERS	TEACHER-TESOL-7035	ZAKARAUSKAS, ARMUNDAS	77,103.00	79,689.00
TEACHERS	TEACHER-THEATER/DRAMA-7057	DELUCIA, SALVATORE	74,405.00	76,976.00
TEACHERS	TEACHER-THEATER/DRAMA-7057	ESPOSITO, ROBERT	70,833.00	73,305.00
TEACHERS	TEACHER-THEATER/DRAMA-7057	KELLY, STEPHANIE	55,529.00	57,269.00
TEACHERS	TEACHER-THEATER/DRAMA-7057	MCAFFEE, CHARLES	46,708.00	48,246.00
TEACHERS	TEACHER-THEATER/DRAMA-7057	MEIKLE, DAVID	57,723.00	59,469.00
TEACHERS	TEACHER-THEATER/DRAMA-7057	PIDSKALNY, CHRISTI	60,119.00	61,884.00
TEACHERS	TEACHER-VISUAL ARTS-7108	COZZI, CHRISTOPHER	78,076.00	80,838.00
TEACHERS	TEACHER-VISUALLY HANDICAPPED-7060	DODGE, LYNDA	70,833.00	73,305.00
TEACHERS	TEACHER-VISUALLY HANDICAPPED-7060	POMPANO, JOANNE	93,319.00	93,319.00
TEACHERS	TEACHER-VOCATIONAL EDUCATION-7059	BRENCHER, PHILIP	55,529.00	57,269.00
TEACHERS	TEACHER-VOCATIONAL EDUCATION-7059	CARDELLO, PATRICK	89,856.00	89,856.00
TEACHERS	TEACHER-VOCATIONAL EDUCATION-7059	COFRANCESCO, MARK	72,138.00	74,700.00
TEACHERS	TEACHER-VOCATIONAL EDUCATION-7059	FLANAGAN, EDWARD	88,330.00	88,330.00
TEACHERS	TEACHER-VOCATIONAL EDUCATION-7059	JOSEPH, STEVEN	81,738.00	84,976.00
TEACHERS	TEACHER-VOCATIONAL EDUCATION-7059	LACROSS, PEBBLES	55,449.00	57,103.00
TEACHERS	TEACHER-VOCATIONAL EDUCATION-7059	LOW, DAVID	89,856.00	89,856.00
TEACHERS	TEACHER-VOCATIONAL EDUCATION-7059	MORRIS, PAUL	87,580.00	87,580.00
TEACHERS	TEACHER-VOCATIONAL EDUCATION-7059	OTTERBACH, KRISTI	87,580.00	88,330.00
TEACHERS	TEACHER-VOCATIONAL EDUCATION-7059	WORKINGER, KIMBERLY	79,462.00	82,700.00

**This Staff Roster is reflective of staff who were working in the District for the 2018-2019 school year.*



Carol D. Birks, Ed.D.

** NewHavenSuper |  New Haven Public Schools | Superintendent@nhboe.net
#ONENEWHAVEN**